



https://software.cisco.com/download/home



Products & Services

Support

How to Buy

Training & Ev

Software Download

Step 2

AnyConnect v4.x.x (Windows) - includes individual MSI files

Step 3

AnyConnect Pre-Deployment Package (Windows) - includes individual MSI files

Note:

AnyConnect v4.10.x (Windows) - includes individual MSI files

AnyConnect Pre-Deployment Package (Windows) - includes individual MSI files
[anyconnect-win-4.10.00093-predeploy-k9.zip](#)

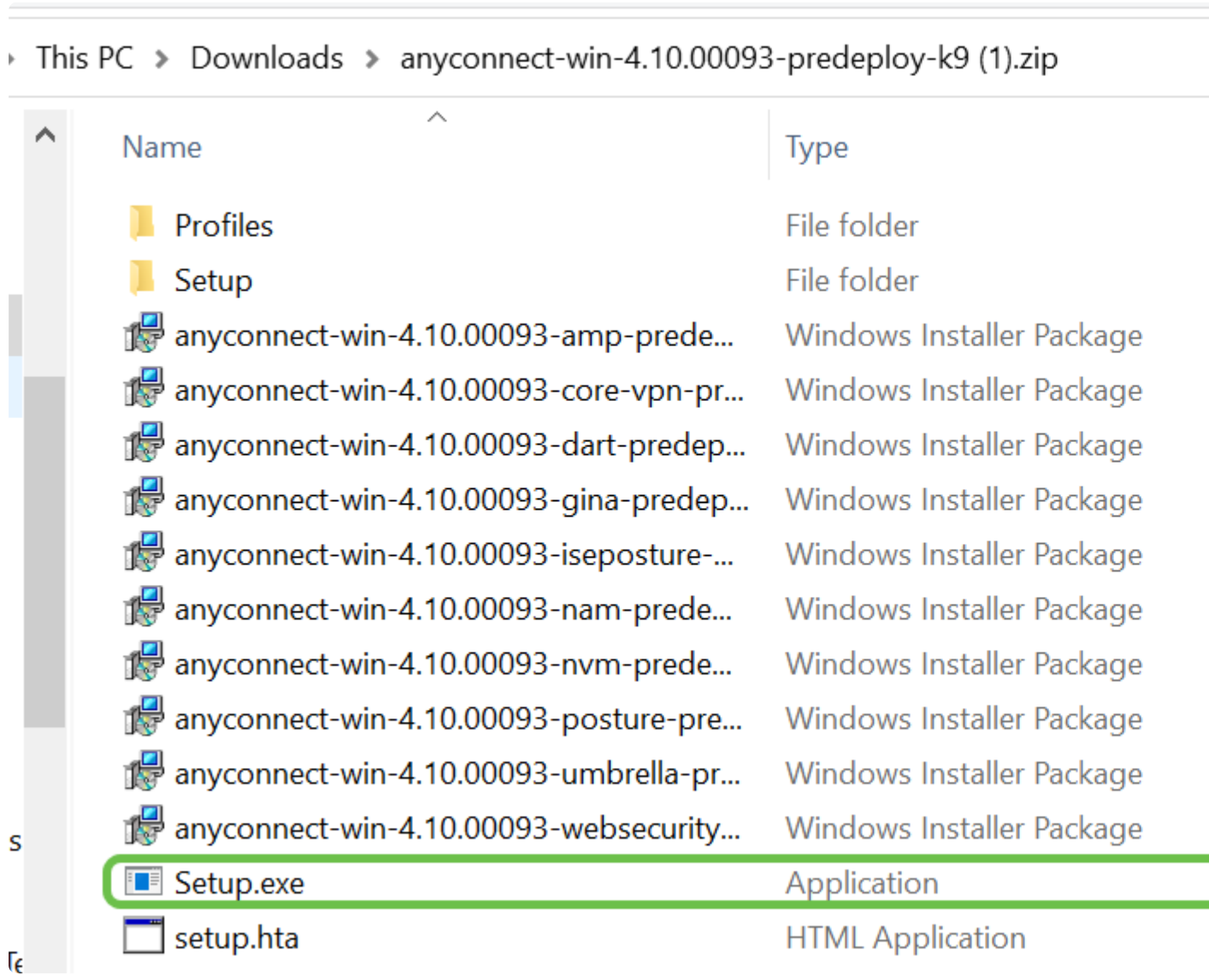
Note:

AnyConnect v4.10.x (Windows) - includes individual MSI files

AnyConnect 919-993-2724

Figure 4

Windows Setup.exe



Note:

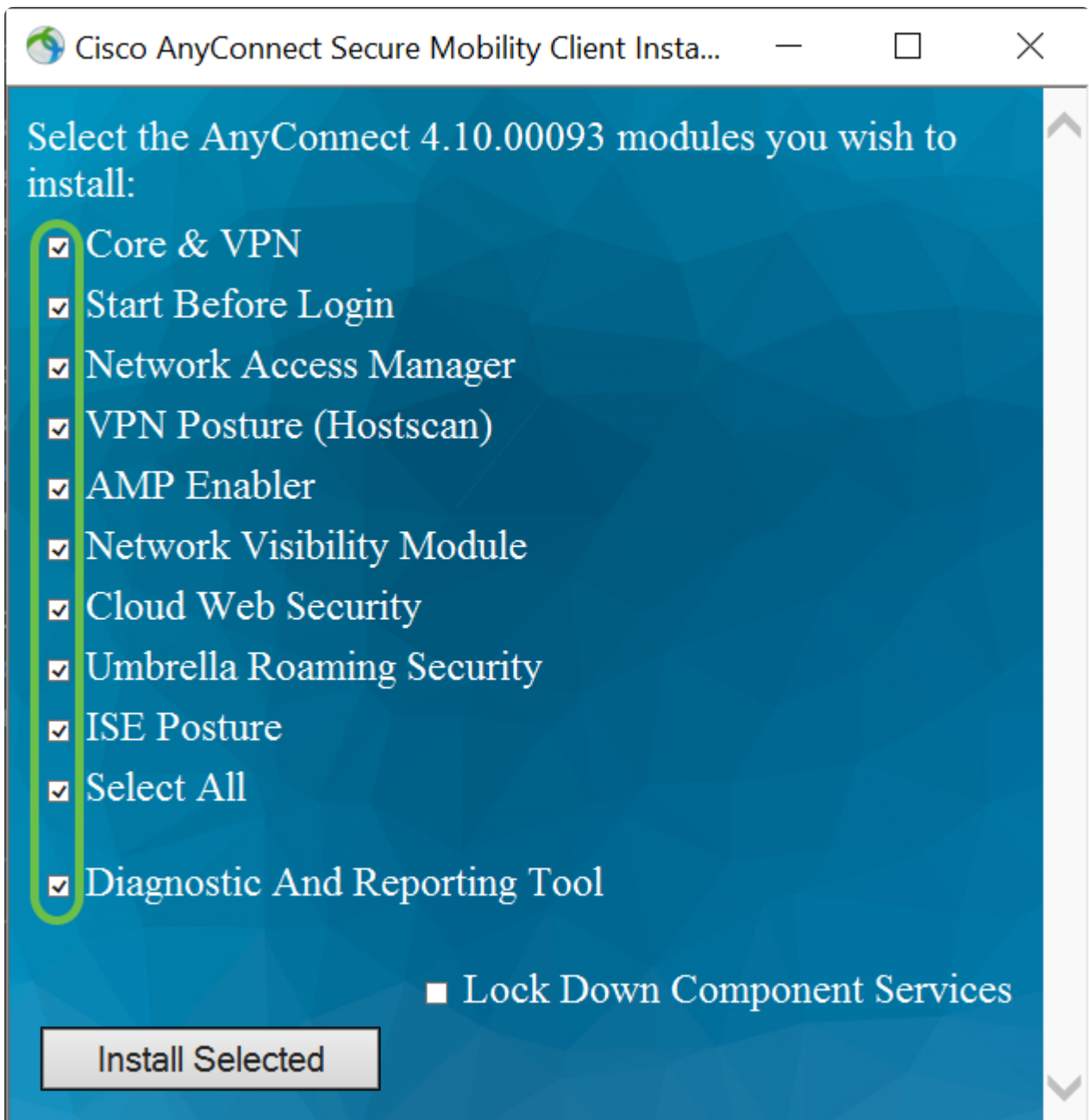
æÿçœâ€ä, <è½½â€æ-†ä»¶â¼1¼Œæ%00¾â^° AnyConnect
æ-†ä»¶ã€„âÿ°ä°žæµ€èš^â™™ çš,,ä, <è½½éšš¾, ä~â, °âœ° Windows
è®¾¾â¼†ä, šçš,, â€œä, <è½½â€æ-†ä»¶â¼1¾, äã€„æ-†ä»¶è·â¾,, éšš¾, ç±»¾¾ä°ž
C:\Users\Your User ID\Downloads\i¼Œâ...¶ä, C:/
æ~æŒ†æ, °çš,, è¾¾¾â¼†ä~â, °éœ±âšâ™™ã€„

æÿéª 5

â¼1¾â¼†çª—â€Œâ€èf½ä¼šè·æ±, èž·â€-æ€fê™™i¼Œæœ°èž™çšæf...â¼µä, i¼Œè·é€%0æ<œ

æÿéª 6

é€%0ä, æ, °éœ€èâ€®%0èŒ...çš,, æ°jâ€—â™1â°çš,, â€é€%0æjã€„



- Core & VPN - AnyConnect 4.10.00093 modules you wish to install.
- Start Before Login - Windows
- Network Access Manager - AnyConnect GUI
- VPN Posture (Hostscan) - Hostscan
- AMP Enabler - AMP (AMP)
- Network Visibility Module - Network Visibility Module
- Cloud Web Security - Cloud Web Security
- Umbrella Roaming Security - Umbrella Roaming Security
- ISE Posture - ISE Posture
- Select All - Select All
- Diagnostic And Reporting Tool - Diagnostic And Reporting Tool

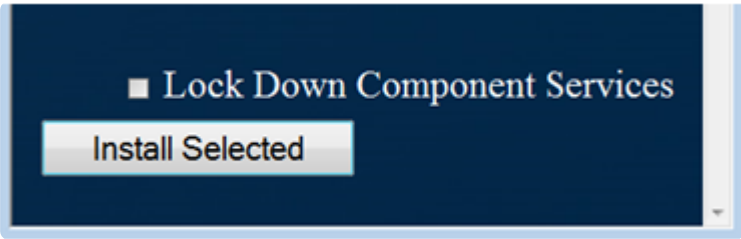
- Umbrella DNS - a central DNS service that routes traffic to various servers, often used for security and privacy.
- ISE (Identity Services Engine) - a Cisco solution for network access control and policy enforcement.
- a... - a list of various services and components.
- è - a list of various services and components.

Note:
 This section discusses the configuration and management of various services, including DNS and network access control.

Task 7

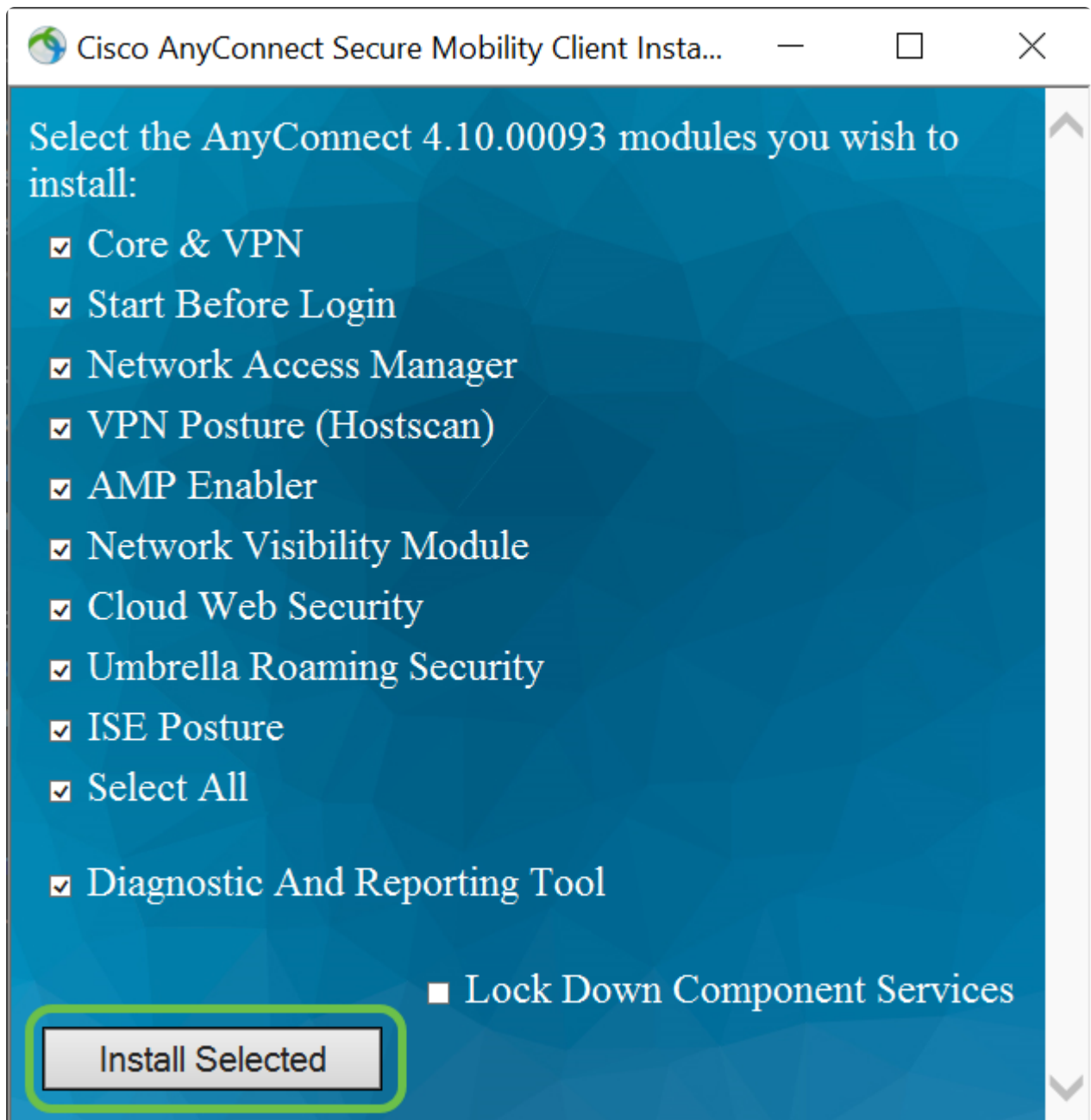
This task involves configuring the network services, including DNS and network access control, to ensure proper functionality and security.

Note:
 The configuration steps for these services are detailed in the accompanying documentation.



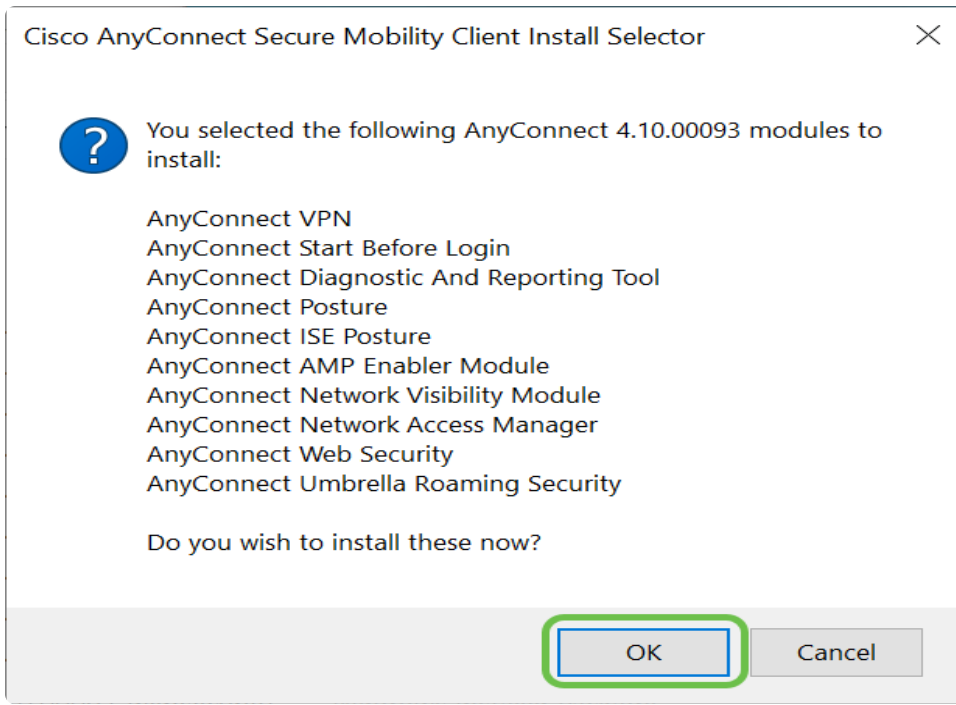
Task 8

This task involves configuring the network services, including DNS and network access control, to ensure proper functionality and security.



Step 9

Click **OK**.



æYéª 10

ä»”ç»†é~...è~»èj¥å.....æœ€ç»^ç””æ^·è@,å-å-è@®i¼Œç,,¶åŽç,¹å†»æŽ¥å-ã€,



Supplemental End User License Agreement for AnyConnect® Secure Mobility Client v4.x and other VPN-related Software

IMPORTANT: READ CAREFULLY

By clicking accept or using the Cisco Technology, you agree that such use is governed by the Cisco End User License Agreement and the applicable Product Specific Terms (collectively, the "EULA"). You also acknowledge and agree that you have read the Cisco Privacy Statement.

Supplemental End User License Agreement for AnyConnect® Secure Mobility Client v4.x and other VPN-related Software

Cisco AnyConnect Secure Mobility Client v4.x and other VPN-related Software

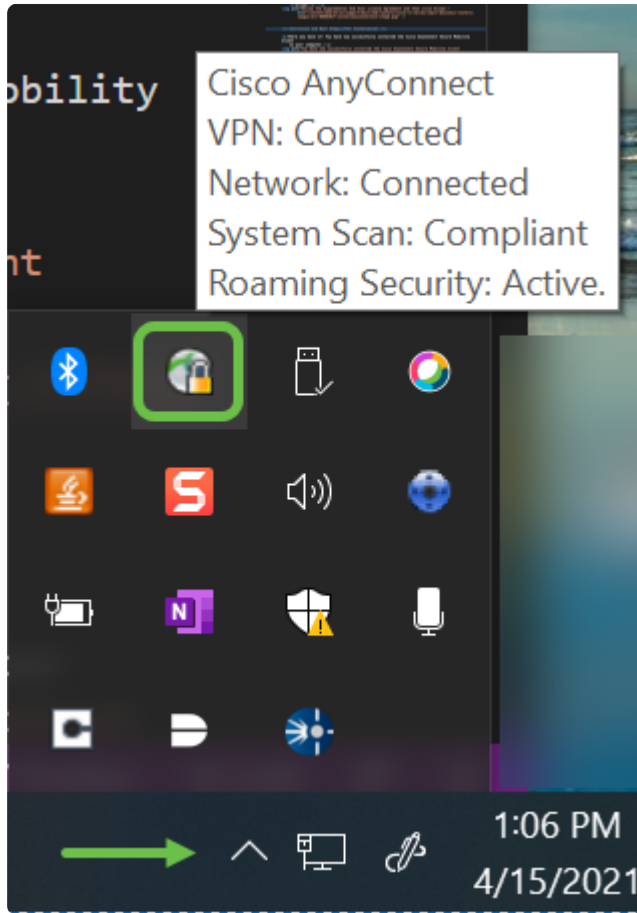


By clicking accept or using the Cisco Technology, you agree that such use is governed by the Cisco End User License Agreement and the applicable Product Specific Terms (collectively, the "EULA"). You also acknowledge and agree that you have read the Cisco Privacy Statement.

By clicking accept or using the Cisco Technology, you agree that such use is governed by the Cisco End User License Agreement and the applicable Product Specific Terms (collectively, the "EULA"). You also acknowledge and agree that you have read the Cisco Privacy Statement.

By clicking accept or using the Cisco Technology, you agree that such use is governed by the Cisco End User License Agreement and the applicable Product Specific Terms (collectively, the "EULA"). You also acknowledge and agree that you have read the Cisco Privacy Statement.

AnyConnect a»¼æ †ä,Šä-æŸçœè-|ç»täçjæ-ã€,



AnyConnect a'''ç'''

æ,ä-ä»Ÿä»Ž Google Play a•tä°-æ^- Apple a•tä°-ä,è½½ Anyconnect a'''ç'''ã€,

ä,è½½Androida'''ç''' ä,è½½iOSa'''ç'''

å...¶â®fèµæ°

åŸ°ææ-æ...éšœæŽ'é™œ ç®;ç-†ä~æœ†â-ç%o^æœ-4.10 ç%o^æœ-è'æ~Ž â€" 4.10
AnyConnect®.â-â€" RV340 æœçš'ä,šäš;VPNæ!,è:°â'œæœ€ä½³â®žè·µ



èš,çœä,Žææ-æ-†ç>,å...³çš,,èš†éç'...

ç, 'å†»æðåð, æÝçœæ€çš'çš,,å...¶ä»-æš€æœ`è®²å°š

关于此翻译

思科采用人工翻译与机器翻译相结合的方式将此文档翻译成不同语言，希望全球的用户都能通过各自的语言得到支持性的内容。

请注意：即使是最好的机器翻译，其准确度也不及专业翻译人员的水平。

Cisco Systems, Inc. 对于翻译的准确性不承担任何责任，并建议您总是参考英文原始文档（已提供链接）。