

配置AnyConnect锁定并从Windows的“添加/删除程序”列表中隐藏AnyConnect

目录

[简介](#)

[先决条件](#)

[要求](#)

[使用的组件](#)

[背景信息](#)

[配置](#)

[网络图](#)

[配置AnyConnect锁定](#)

[MSI安装程序。](#)

[AnyConnect预部署软件包安装向导中的锁定选项。](#)

[从添加/删除程序列表中配置隐藏AnyConnect](#)

[MSI安装程序。](#)

[使用ASDM配置AnyConnect锁定和从添加/删除程序列表中隐藏AnyConnect](#)

[验证](#)

[确认已为安装的AnyConnect模块启用锁定功能](#)

[确认已为安装的AnyConnect模块启用“从添加/删除程序列表隐藏”功能](#)

[故障排除](#)

[相关 Bug](#)

[相关信息](#)

[目录](#)

简介

WindowsAnyConnect/AnyConnect

作者：思科TAC工程师Christian G. Hernandez R。

先决条件

要求

Cisco 建议您了解以下主题：

- 思科自适应安全设备(ASA)配置
- Cisco AnyConnect配置
- Windows基础知识

使用的组件

本文档中的信息基于以下软件和硬件版本：

- Cisco ASA 9.14.2.13 版
- Cisco 自适应安全设备管理器 (ASDM) 版本 7.14.1
- Cisco AnyConnect 版本 4.9.04053 和 4.9.06037

本文档中的信息都是基于特定实验室环境中的设备编写的。本文档中使用的所有设备最初均采用原始（默认）配置。如果您的网络处于活动状态，请确保您了解所有命令的潜在影响。

背景信息

Windows AnyConnect Cisco AnyConnect AnyConnect

AnyConnect

1. Windows MSI
2. AnyConnect
3. ASDM — ASA

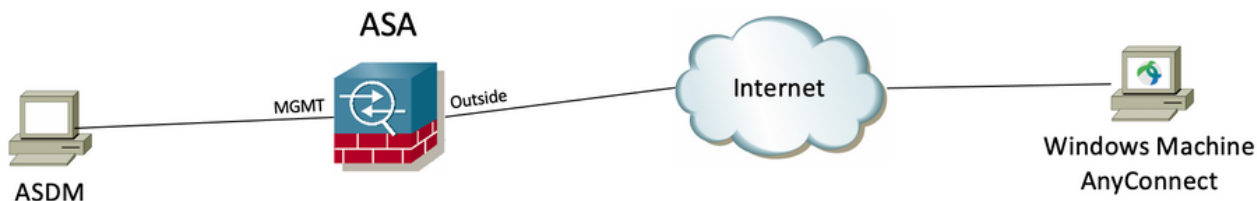
Windows "AnyConnect" Windows "AnyConnect

/AnyConnect:

1. Windows MSI
2. ASDM — hide-address remove ASA

配置

网络图



配置AnyConnect锁定

MSI

配置步骤

1. Windows AnyConnect

1.1 Windows AnyConnect



Software Download

Downloads Home / Security / VPN and Endpoint Security Clients / Cisco VPN Clients / AnyConnect Secure Mobility Client / AnyConnect Secure Mobility Client v4.x / AnyConnect VPN Client Software- 4.9.04053

Expand All Collapse All

Latest Release

4.10.00093

4.9.06037

All Release

Translations

ISEComplianceModule

AppSelector-2.0

Hostscan

Android

4.10

NVM

4.9

4.9.06037

4.9.05042

4.9.04053

AnyConnect Secure Mobility Client v4.x

Release 4.9.04053

★★★★☆ (1) [Write](#) | [Read reviews](#)

[My Notifications](#)

AnyConnect 4.9 is available to customers with active AnyConnect Apex, Plus or VPN Only term/contracts. See the AnyConnect Ordering Guide for options. [Software Download problems?](#)

| File Information | Release Date | Size | |
|---|--------------|----------|-------------------------------------|
| AnyConnect Pre-Deployment Package (Linux 64-bit) | 30-Nov-2020 | 25.19 MB | ↓ 🛒 |
| anyconnect-linux64-4.9.04053-predeploy-k9.tar.gz | | | |
| Application Programming Interface [API] (Linux 64-bit) | 30-Nov-2020 | 6.61 MB | ↓ 🛒 |
| anyconnect-linux64-4.9.04053-vpnapi.tar.gz | | | |
| AnyConnect Headend Deployment Package (Linux 64-bit) | 30-Nov-2020 | 34.49 MB | ↓ 🛒 |
| anyconnect-linux64-4.9.04053-webdeploy-k9.pkg | | | |
| AnyConnect Pre-Deployment Package (Mac OS) | 30-Nov-2020 | 41.44 MB | ↓ 🛒 |
| anyconnect-macos-4.9.04053-predeploy-k9.dmg | | | |
| Application Programming Interface [API] (Mac OS) | 30-Nov-2020 | 33.62 MB | ↓ 🛒 |
| anyconnect-macos-4.9.04053-vpnapi.tar.gz | | | |
| AnyConnect Headend Deployment Package (Mac OS) | 30-Nov-2020 | 57.16 MB | ↓ 🛒 |
| anyconnect-macos-4.9.04053-webdeploy-k9.pkg | | | |
| Language localization transform Pre-Deployment (Windows) | 30-Nov-2020 | 0.64 MB | ↓ 🛒 |
| anyconnect-win-4.9.04053-core-vpn-lang-predeploy-k9.zip | | | |
| Language localization transform Headend Deployment (Windows) | 30-Nov-2020 | 0.65 MB | ↓ 🛒 |
| anyconnect-win-4.9.04053-core-vpn-lang-webdeploy-k9.zip | | | |
| AnyConnect Pre-Deployment Package (Windows) - includes individual MSI files | 30-Nov-2020 | 59.62 MB | ↓ 🛒 |
| anyconnect-win-4.9.04053-predeploy-k9.zip | | | |

2.AnyConnectWindows

第2.1步导航到思科软件下载页并下载与要在Windows计算机中安装的相同AnyConnect版本匹配的Windows的AnyConnect安装程序转换文件。在本示例中，下载AnyConnect版本4.9.04053([tools-anyconnect-win-4.9.04053-transforms.zip](#))的转换文件。

Expand All
Collapse All

Release 4.9.04053

★★★★☆ (1) [Write](#) | [Read reviews](#)

[▲ My Notifications](#)

Related Links and Documentation

[AnyConnect Ordering Guide](#)

[Release Notes for 4.9.04053](#)

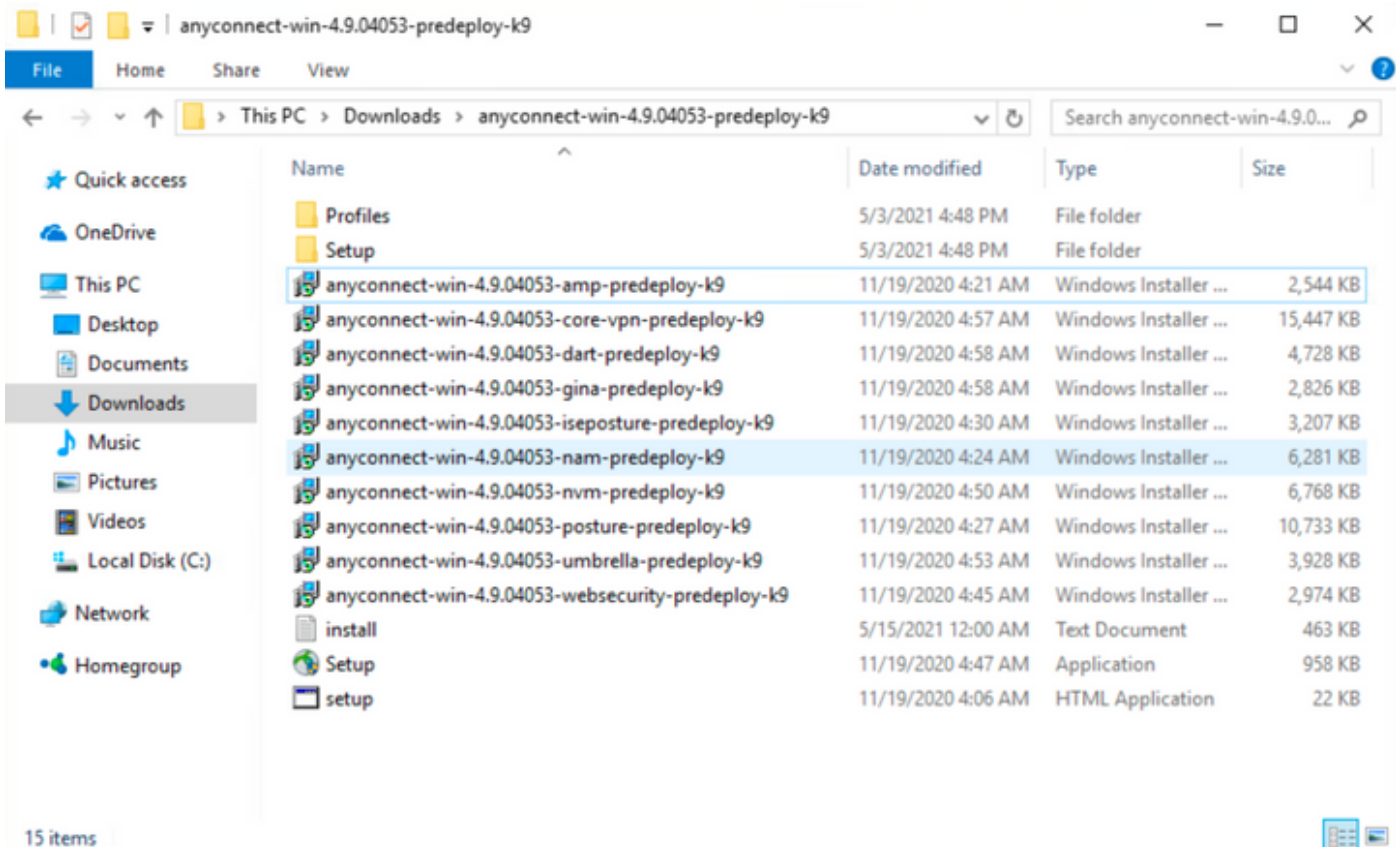
[Licensing FAQ](#)

AnyConnect 4.9 is available to customers with active AnyConnect Apex, Plus or VPN Only term/contracts. See the AnyConnect Ordering Guide for options. [Software Download problems?](#)

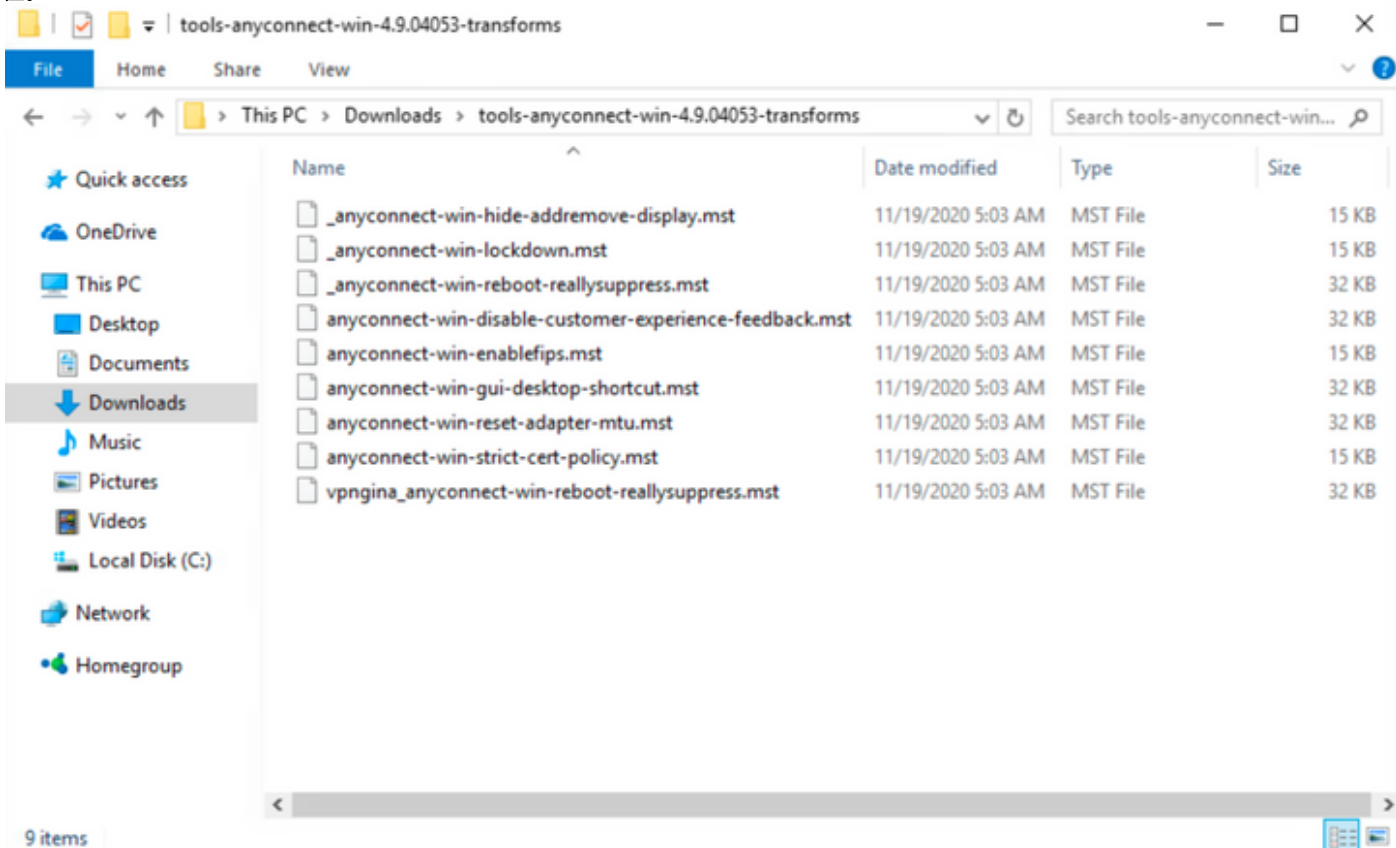
| File Information | Release Date | Size | ↓ | 🛒 |
|---|--------------|-----------|---|---|
| AnyConnect Pre-Deployment Package (Linux 64-bit) anyconnect-linux64-4.9.04053-predeploy-k9.tar.gz | 30-Nov-2020 | 25.19 MB | ↓ | 🛒 |
| Application Programming Interface [API] (Linux 64-bit) anyconnect-linux64-4.9.04053-vpnapi.tar.gz | 30-Nov-2020 | 6.61 MB | ↓ | 🛒 |
| AnyConnect Headend Deployment Package (Linux 64-bit) anyconnect-linux64-4.9.04053-webdeploy-k9.pkg | 30-Nov-2020 | 34.49 MB | ↓ | 🛒 |
| AnyConnect Pre-Deployment Package (Mac OS) anyconnect-macos-4.9.04053-predeploy-k9.dmg | 30-Nov-2020 | 41.44 MB | ↓ | 🛒 |
| Application Programming Interface [API] (Mac OS) anyconnect-macos-4.9.04053-vpnapi.tar.gz | 30-Nov-2020 | 33.62 MB | ↓ | 🛒 |
| AnyConnect Headend Deployment Package (Mac OS) anyconnect-macos-4.9.04053-webdeploy-k9.pkg | 30-Nov-2020 | 57.16 MB | ↓ | 🛒 |
| Language localization transform Pre-Deployment (Windows) anyconnect-win-4.9.04053-core-vpn-lang-predeploy-k9.zip | 30-Nov-2020 | 0.64 MB | ↓ | 🛒 |
| Language localization transform Headend Deployment (Windows) anyconnect-win-4.9.04053-core-vpn-lang-webdeploy-k9.zip | 30-Nov-2020 | 0.65 MB | ↓ | 🛒 |
| AnyConnect Pre-Deployment Package (Windows) - includes individual MSI files anyconnect-win-4.9.04053-predeploy-k9.zip | 30-Nov-2020 | 59.62 MB | ↓ | 🛒 |
| Application Programming Interface [API] (Windows) anyconnect-win-4.9.04053-vpnapi.zip | 30-Nov-2020 | 141.06 MB | ↓ | 🛒 |
| AnyConnect Headend Deployment Package (Windows) anyconnect-win-4.9.04053-webdeploy-k9.pkg | 30-Nov-2020 | 67.32 MB | ↓ | 🛒 |
| AnyConnect Pre-Deployment Package (Windows 10 ARM64) - includes individual MSI files anyconnect-win-arm64-4.9.04053-predeploy-k9.zip | 30-Nov-2020 | 28.84 MB | ↓ | 🛒 |
| AnyConnect Headend Deployment Package (Windows 10 ARM64) anyconnect-win-arm64-4.9.04053-webdeploy-k9.pkg | 30-Nov-2020 | 36.48 MB | ↓ | 🛒 |
| Profile Editor (Windows) tools-anyconnect-win-4.9.04053-profileeditor-k9.msi | 30-Nov-2020 | 10.61 MB | ↓ | 🛒 |
| AnyConnect Installer Transforms (Windows) tools-anyconnect-win-4.9.04053-transforms.zip | 30-Nov-2020 | 0.05 MB | ↓ | 🛒 |

步骤3.解压缩下载到不同文件夹的AnyConnect文件。

第3.1步anyconnect-win-4.9.04053-predeploy-k9.zip文件在下一个文件夹路径上解压：C:\Users\lcalo\Downloads\anyconnect-win-4.9.04053-predeploy-k9。

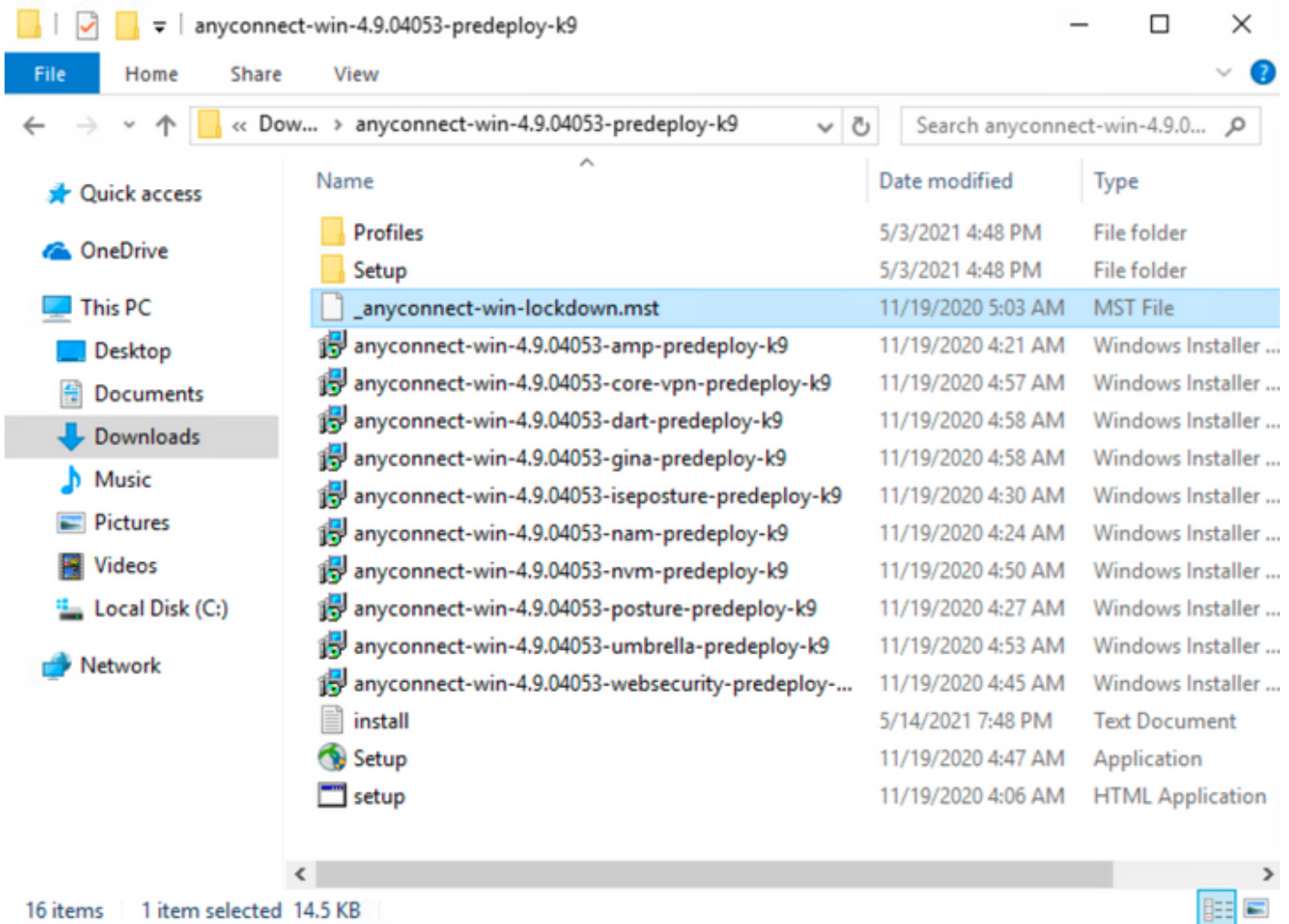


第3.2步tools-anyconnect-win-4.9.04053-transforms.zip文件将在下一个文件夹路径C:\Users\calo\Downloads\tools-anyconnect-win-4.9.04053-transforms上解压。



步骤4.复制并粘贴AnyConnect锁定，将文件转换到与AnyConnect MSI安装程序文件相同的文件夹。

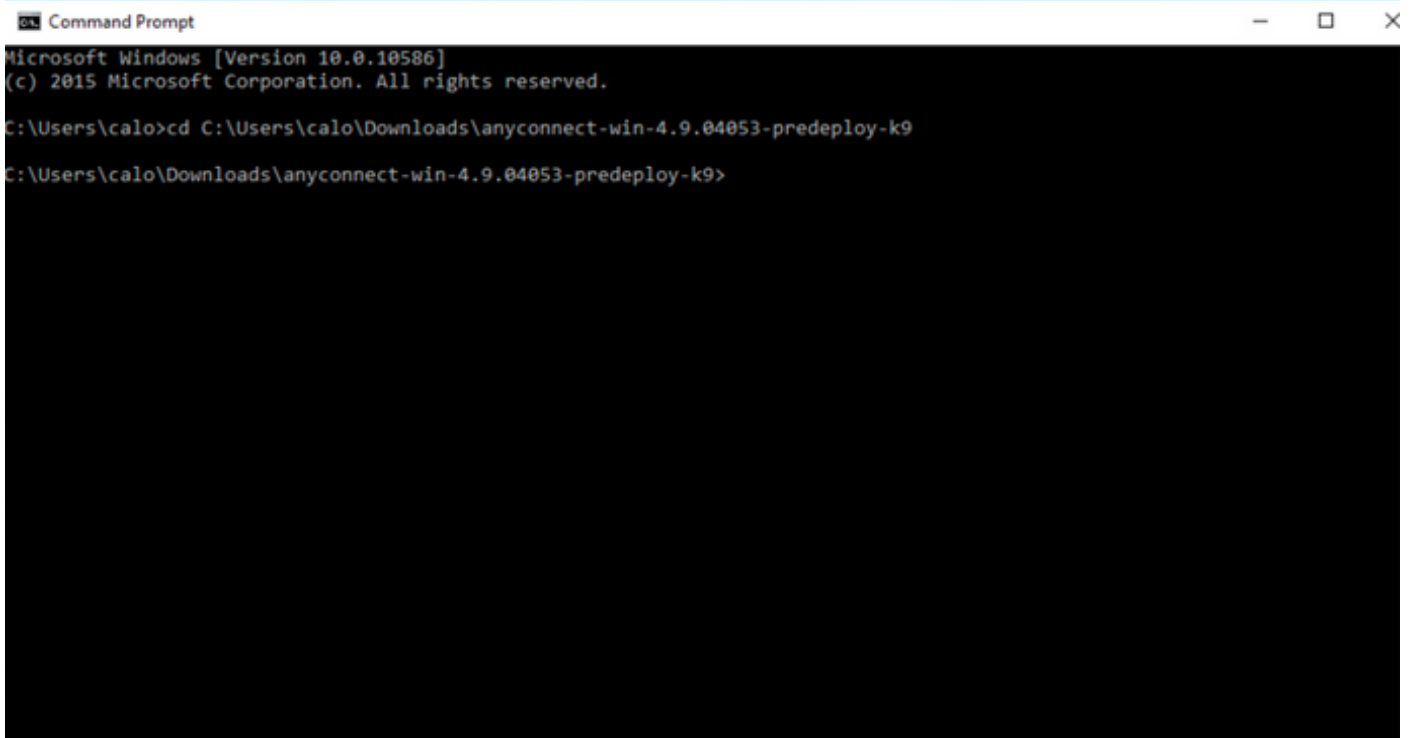
第4.1步从tools-anyconnect-win-4.9.04053-transforms 文件夹中，复制_anyconnect-win-lockdown.mst 锁定转换文件，并将其粘贴到anyconnect-win-4.9.04053-predeploy-k9 文件夹中，如下所示。



步骤5. CD到包含MSI AnyConnect安装文件的文件夹路径。

第5.1步打开Windows命令提示符终端，并将CD打开到文件夹路径中，文件夹路径包含MSI AnyConnect安装文件和_**anyconnect-win-lockdown.mst** lockdown转换文件复制/粘贴在上述步骤中。

此示例cd到下一个文件夹路径C:\Users\calo\Downloads\anyconnect-win-4.9.04053-predeploy-k9。



步骤6.使用锁定转换文件安装AnyConnect模块。

步骤6.1 | 使用指向AnyConnect .msi模块文件和_anyconnect-win-lockdown.mst锁定转换文件的下一个MSI安装程序命令安装所需的每个AnyConnect模块。

```
msiexec -i anyconnect-win-4.9.04053-xxxxxxx-predeploy-k9.msi TRANSFORMS=_anyconnect-win-lockdown.mst LOCKDOWN=1 -lvx* install.log
```

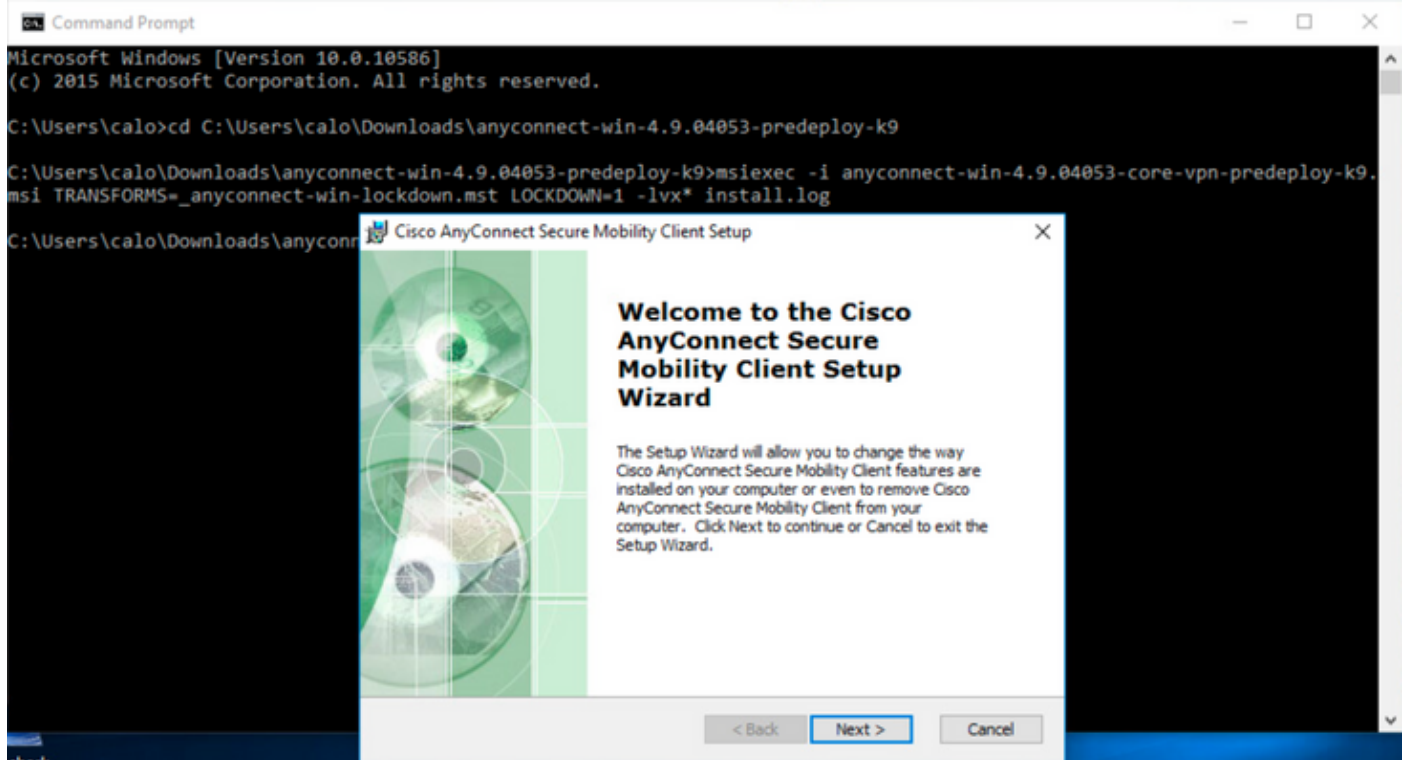
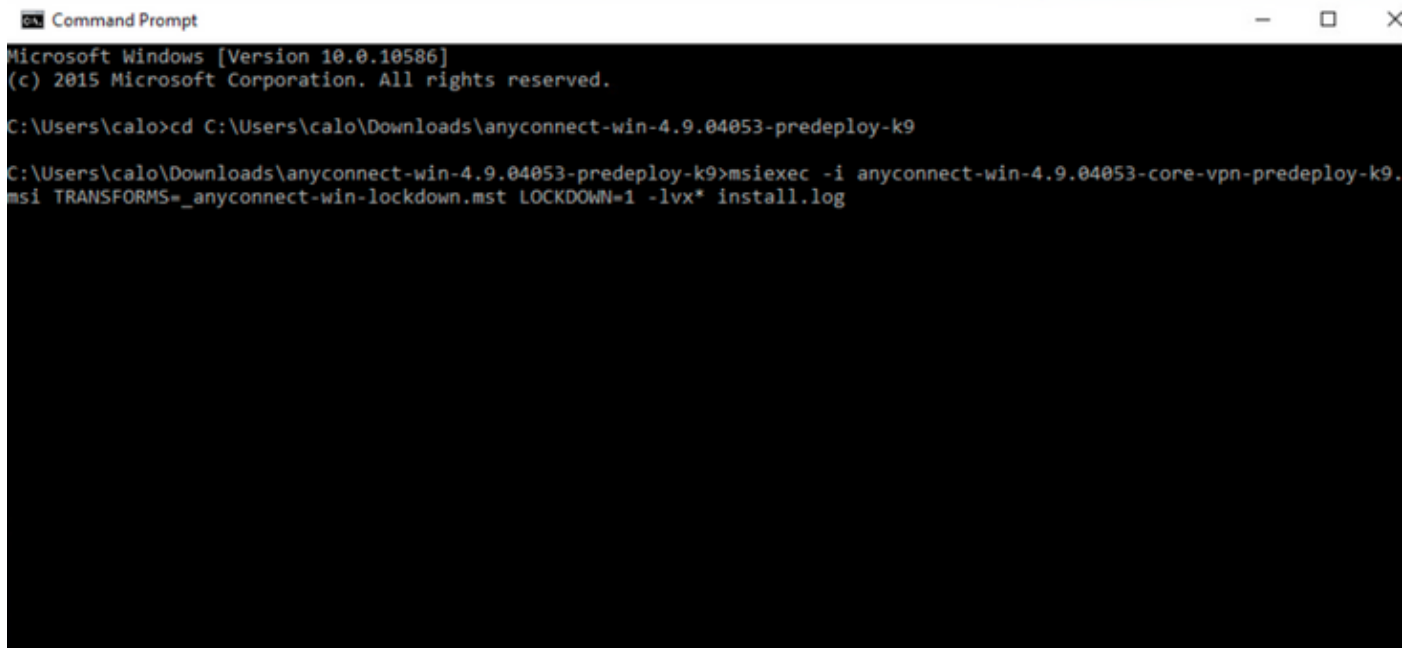
注意：LOCKDOWN值设置为“1”，启用锁定功能以安装AnyConnect模块。

注意：Cisco建议您使用提供的示例转换文件来设置此属性，将转换应用于要锁定的每个模块的每个MSI安装程序。您可以从Cisco AnyConnect安全移动客户端软件下载页下载示例转换。

注意：如果部署核心客户端以及一个或多个可选模块，则必须将LOCKDOWN属性应用于每个安装程序。此操作只是一种方式，除非您重新安装产品，否则无法删除。

第6.2步此示例安装AnyConnect **CORE & VPN模块**和`_anyconnect-win-lockdown.mst` 锁定转换文件，两者均与AnyConnect版本4.9.04053的文件匹配。

```
msiexec -i anyconnect-win-4.9.04053-core-vpn-predeploy-k9.msi TRANSFORMS=_anyconnect-win-lockdown.mst LOCKDOWN=1 -lvx* install.log
```



Cisco AnyConnect Secure Mobility Client Setup ✕

End-User License Agreement

Please read the following license agreement carefully

**Supplemental End User License Agreement
for AnyConnect® Secure Mobility Client v4.x
and other VPN-related Software**

IMPORTANT: READ CAREFULLY

This Supplemental End User License Agreement ("SEULA") contains additional terms and conditions for the Software Product licensed under the End User License Agreement ("EULA") between You ("You") as used herein

I accept the terms in the License Agreement

I do not accept the terms in the License Agreement

Advanced Installer

< Back Next > Cancel

Cisco AnyConnect Secure Mobility Client Setup ✕

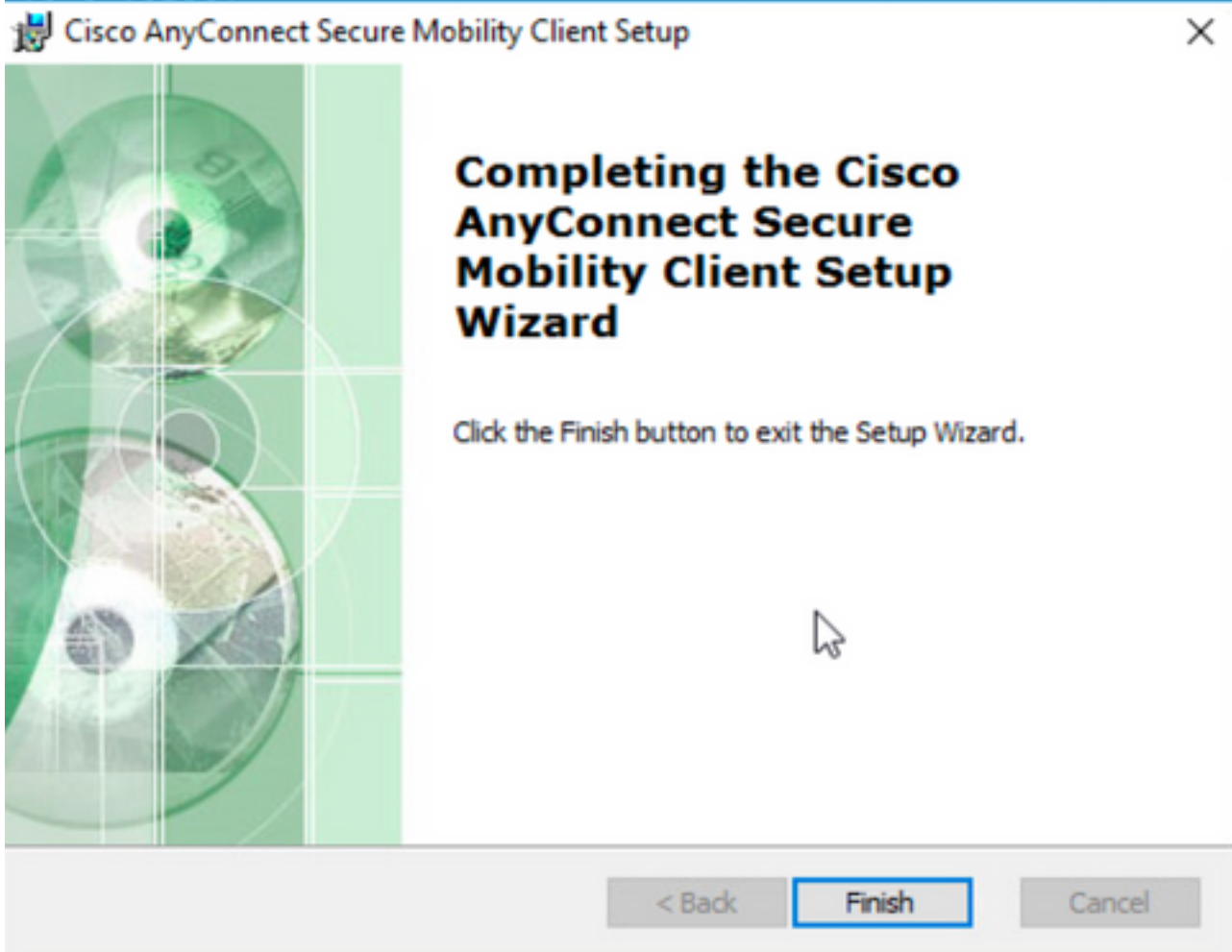
Ready to Install

The Setup Wizard is ready to begin the Typical installation

Click "Install" to begin the installation. If you want to review or change any of your installation settings, click "Back". Click "Cancel" to exit the wizard.

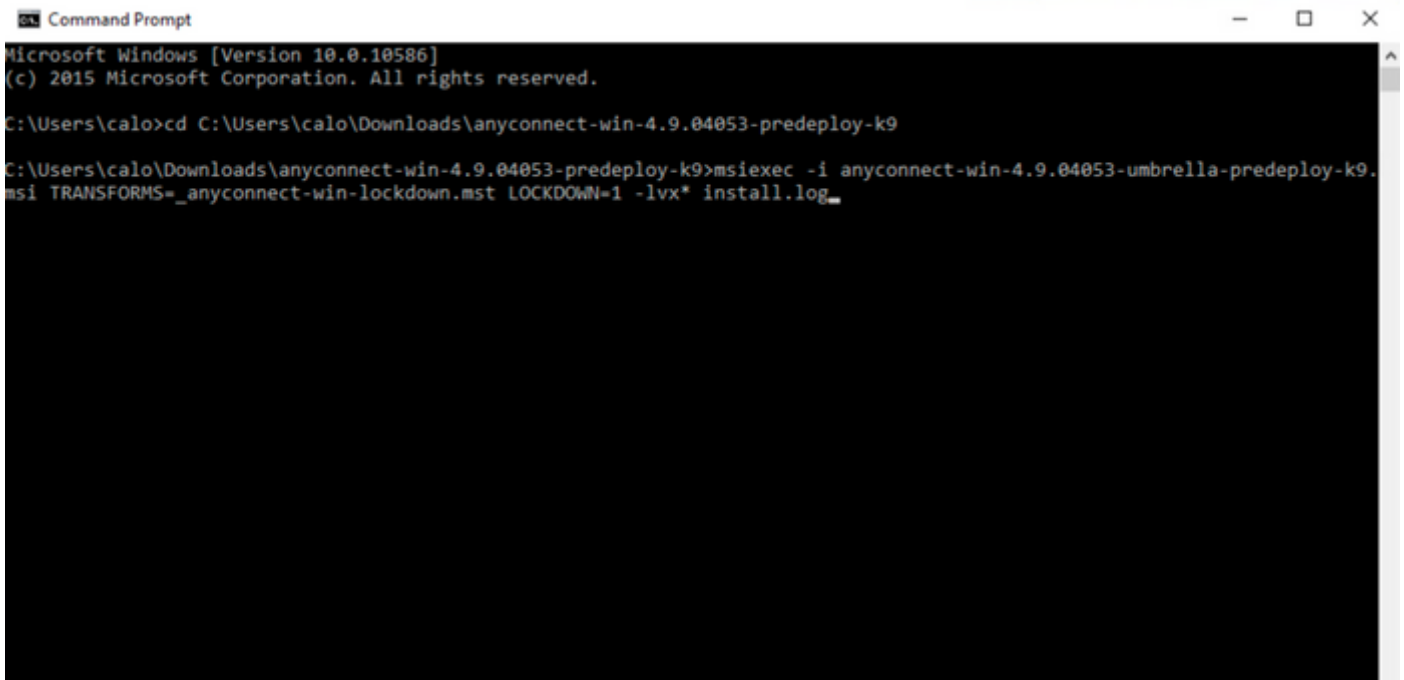
Advanced Installer

< Back Install Cancel



第6.3步此示例安装AnyConnect Umbrella漫游安全模块和_anyconnect-win-lockdown.mst锁定转换文件，两者均与AnyConnect版本4.9.04053的文件匹配。

```
msiexec -i anyconnect-win-4.9.04053-umbrella-predeploy-k9.msi TRANSFORMS=_anyconnect-win-lockdown.mst LOCKDOWN=1 -lvx* install.log
```



AnyConnect

配置步骤

1.WindowsAnyconnect

1.1WindowsAnyConnect



Software Download

Downloads Home / Security / VPN and Endpoint Security Clients / Cisco VPN Clients / AnyConnect Secure Mobility Client / AnyConnect Secure Mobility Client v4.x / AnyConnect VPN Client Software- 4.9.04053

Expand All Collapse All

Latest Release

4.10.00093

4.9.06037

All Release

Translations

ISEComplianceModule

AppSelector-2.0

Hostscan

Android

4.10

NVM

4.9

4.9.06037

4.9.05042

4.9.04053

AnyConnect Secure Mobility Client v4.x

Release 4.9.04053

★★★★☆ (1) [Write](#) | [Read reviews](#)

[My Notifications](#)

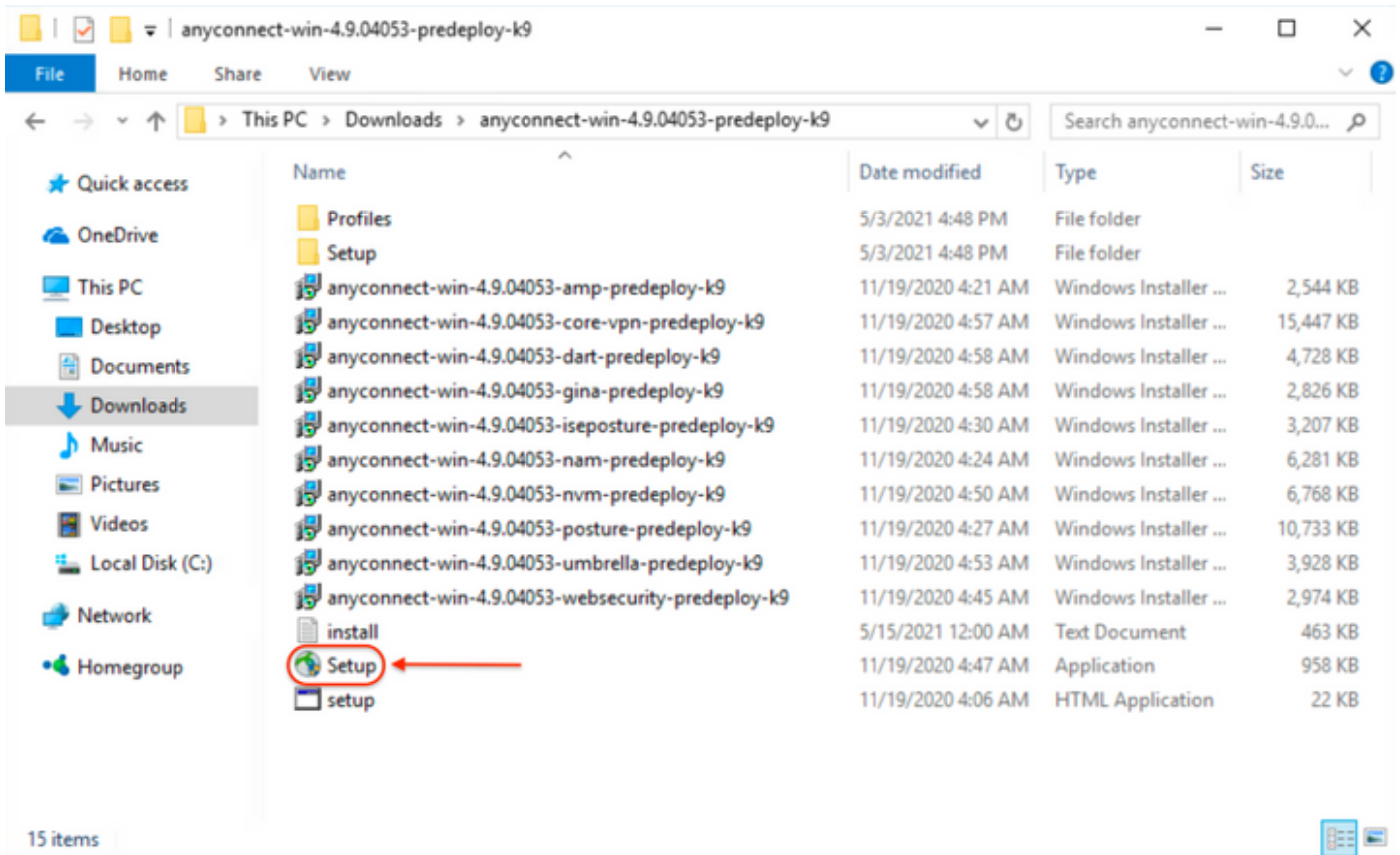
AnyConnect 4.9 is available to customers with active AnyConnect Apex, Plus or VPN Only term/contracts. See the AnyConnect Ordering Guide for options. [Software Download problems?](#)

| File Information | Release Date | Size | |
|--|--------------|----------|-------------------------------------|
| AnyConnect Pre-Deployment Package (Linux 64-bit) anyconnect-linux64-4.9.04053-predeploy-k9.tar.gz | 30-Nov-2020 | 25.19 MB | ↓ 🛒 |
| Application Programming Interface [API] (Linux 64-bit) anyconnect-linux64-4.9.04053-vpnapi.tar.gz | 30-Nov-2020 | 6.61 MB | ↓ 🛒 |
| AnyConnect Headend Deployment Package (Linux 64-bit) anyconnect-linux64-4.9.04053-webdeploy-k9.pkg | 30-Nov-2020 | 34.49 MB | ↓ 🛒 |
| AnyConnect Pre-Deployment Package (Mac OS) anyconnect-macos-4.9.04053-predeploy-k9.dmg | 30-Nov-2020 | 41.44 MB | ↓ 🛒 |
| Application Programming Interface [API] (Mac OS) anyconnect-macos-4.9.04053-vpnapi.tar.gz | 30-Nov-2020 | 33.62 MB | ↓ 🛒 |
| AnyConnect Headend Deployment Package (Mac OS) anyconnect-macos-4.9.04053-webdeploy-k9.pkg | 30-Nov-2020 | 57.16 MB | ↓ 🛒 |
| Language localization transform Pre-Deployment (Windows) anyconnect-win-4.9.04053-core-vpn-lang-predeploy-k9.zip | 30-Nov-2020 | 0.64 MB | ↓ 🛒 |
| Language localization transform Headend Deployment (Windows) anyconnect-win-4.9.04053-core-vpn-lang-webdeploy-k9.zip | 30-Nov-2020 | 0.65 MB | ↓ 🛒 |
| AnyConnect Pre-Deployment Package (Windows) - includes individual MSI files anyconnect-win-4.9.04053-predeploy-k9.zip | 30-Nov-2020 | 59.62 MB | ↓ 🛒 |

步骤2. 打开AnyConnect设置文件。

第2.1步解压缩下载的anyconnect-win-4.9.04053-pre-deploy-k9.zip文件并将其打开。

第2.2步，然后双击AnyConnect设置文件。



3.AnyConnect

3.1AnyConnect

AnyConnect **CORE & VPN**Umbrella Roaming **Security**

Select the AnyConnect 4.9.04053 modules you wish to install:

- Core & VPN
- Start Before Login
- Network Access Manager
- VPN Posture (Hostscan)
- AMP Enabler
- Network Visibility Module
- Cloud Web Security
- Umbrella Roaming Security
- ISE Posture
- Select All

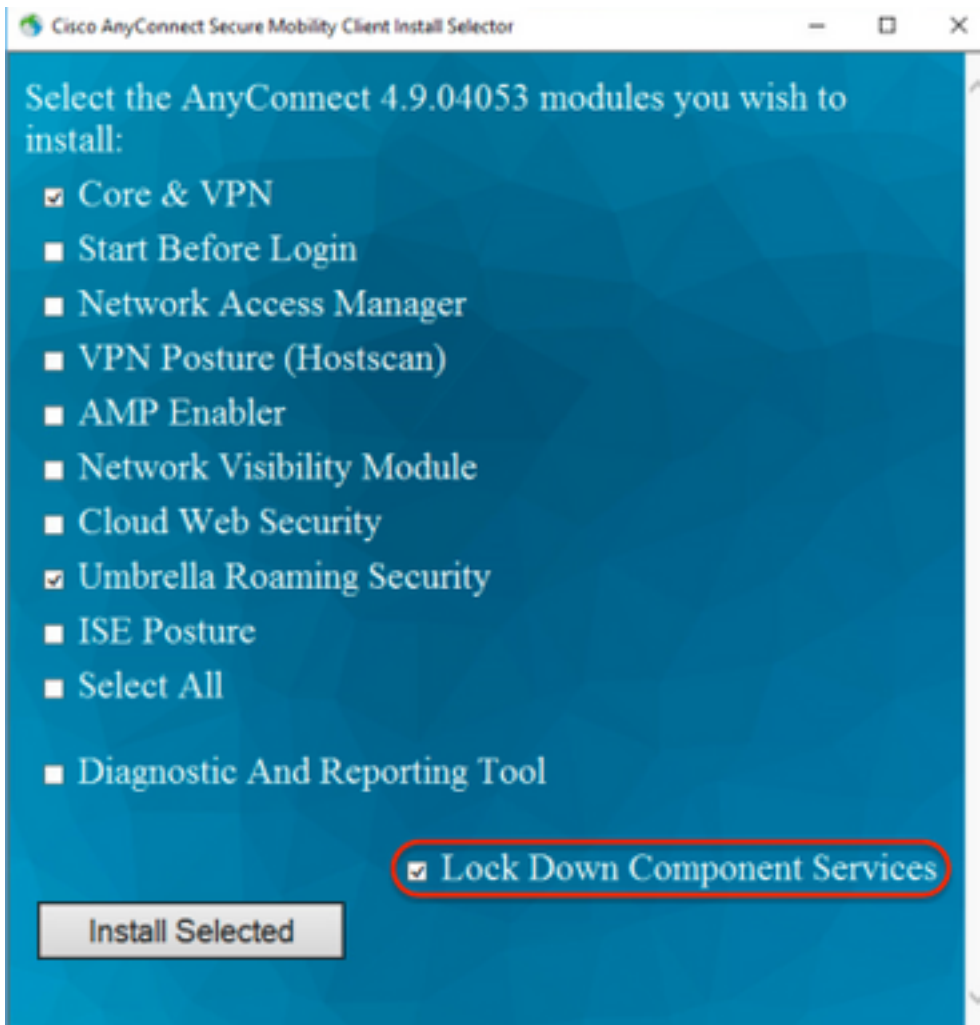
- Diagnostic And Reporting Tool

- Lock Down Component Services

Install Selected

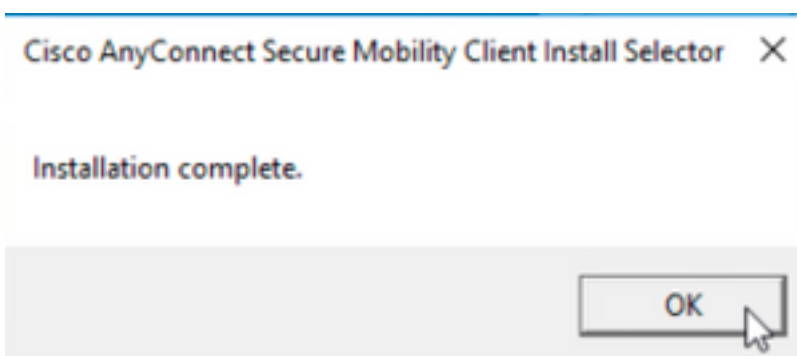
4.AnyConnect

4.1CORE & VPNUmbrellaLock Down Component Services



5.AnyConnect

5.1AnyConnect100%



/AnyConnect

MSI

配置步骤

1.WindowsAnyConnect

1.1WindowsAnyConnect

MSIWindows AnyConnect 4.9.04053(anyconnect-win-4.9.04053-predeploy-k9.zip)

Software Download

Downloads Home / Security / VPN and Endpoint Security Clients / Cisco VPN Clients / AnyConnect Secure Mobility Client / AnyConnect Secure Mobility Client v4.x / AnyConnect VPN Client Software- 4.9.04053

Expand All
Collapse All

Latest Release v

4.10.00093

4.9.06037

All Release v

Translations >

ISEComplianceModule >

AppSelector-2.0 >

Hostscan >

Android >

4.10 >

NVM >

4.9 v

4.9.06037

4.9.05042

4.9.04053

AnyConnect Secure Mobility Client v4.x

Release 4.9.04053

★★★★☆ (1) [Write](#) | [Read reviews](#)

[▲ My Notifications](#)

Related Links and Documentation

[AnyConnect Ordering Guide](#)

[Release Notes for 4.9.04053](#)

[Licensing FAQ](#)

⚠ AnyConnect 4.9 is available to customers with active AnyConnect Apex, Plus or VPN Only term/contracts. See the [AnyConnect Ordering Guide](#) for options. [Software Download problems?](#)

| File Information | Release Date | Size | ↓ | 🛒 |
|--|--------------|----------|---|---|
| AnyConnect Pre-Deployment Package (Linux 64-bit) anyconnect-linux64-4.9.04053-predeploy-k9.tar.gz | 30-Nov-2020 | 25.19 MB | ↓ | 🛒 |
| Application Programming Interface [API] (Linux 64-bit) anyconnect-linux64-4.9.04053-vpnapi.tar.gz | 30-Nov-2020 | 6.61 MB | ↓ | 🛒 |
| AnyConnect Headend Deployment Package (Linux 64-bit) anyconnect-linux64-4.9.04053-webdeploy-k9.pkg | 30-Nov-2020 | 34.49 MB | ↓ | 🛒 |
| AnyConnect Pre-Deployment Package (Mac OS) anyconnect-macos-4.9.04053-predeploy-k9.dmg | 30-Nov-2020 | 41.44 MB | ↓ | 🛒 |
| Application Programming Interface [API] (Mac OS) anyconnect-macos-4.9.04053-vpnapi.tar.gz | 30-Nov-2020 | 33.62 MB | ↓ | 🛒 |
| AnyConnect Headend Deployment Package (Mac OS) anyconnect-macos-4.9.04053-webdeploy-k9.pkg | 30-Nov-2020 | 57.16 MB | ↓ | 🛒 |
| Language localization transform Pre-Deployment (Windows) anyconnect-win-4.9.04053-core-vpn-lang-predeploy-k9.zip | 30-Nov-2020 | 0.64 MB | ↓ | 🛒 |
| Language localization transform Headend Deployment (Windows) anyconnect-win-4.9.04053-core-vpn-lang-webdeploy-k9.zip | 30-Nov-2020 | 0.65 MB | ↓ | 🛒 |
| AnyConnect Pre-Deployment Package (Windows) - includes individual MSI files anyconnect-win-4.9.04053-predeploy-k9.zip | 30-Nov-2020 | 59.62 MB | ↓ | 🛒 |

步骤2. 下载AnyConnect安装程序转换Windows文件。

第2.1步导航到思科软件下载页并下载与要在Windows计算机中安装的相同AnyConnect版本匹配的Windows AnyConnect安装程序转换文件。在本示例中，下载AnyConnect版本4.9.04053([tools-anyconnect-win-4.9.04053-transforms.zip](#))的转换文件。

Expand All
Collapse All

Release 4.9.04053

★★★★☆ (1) Write | Read reviews

▲ My Notifications

Related Links and Documentation

[AnyConnect Ordering Guide](#)

[Release Notes for 4.9.04053](#)

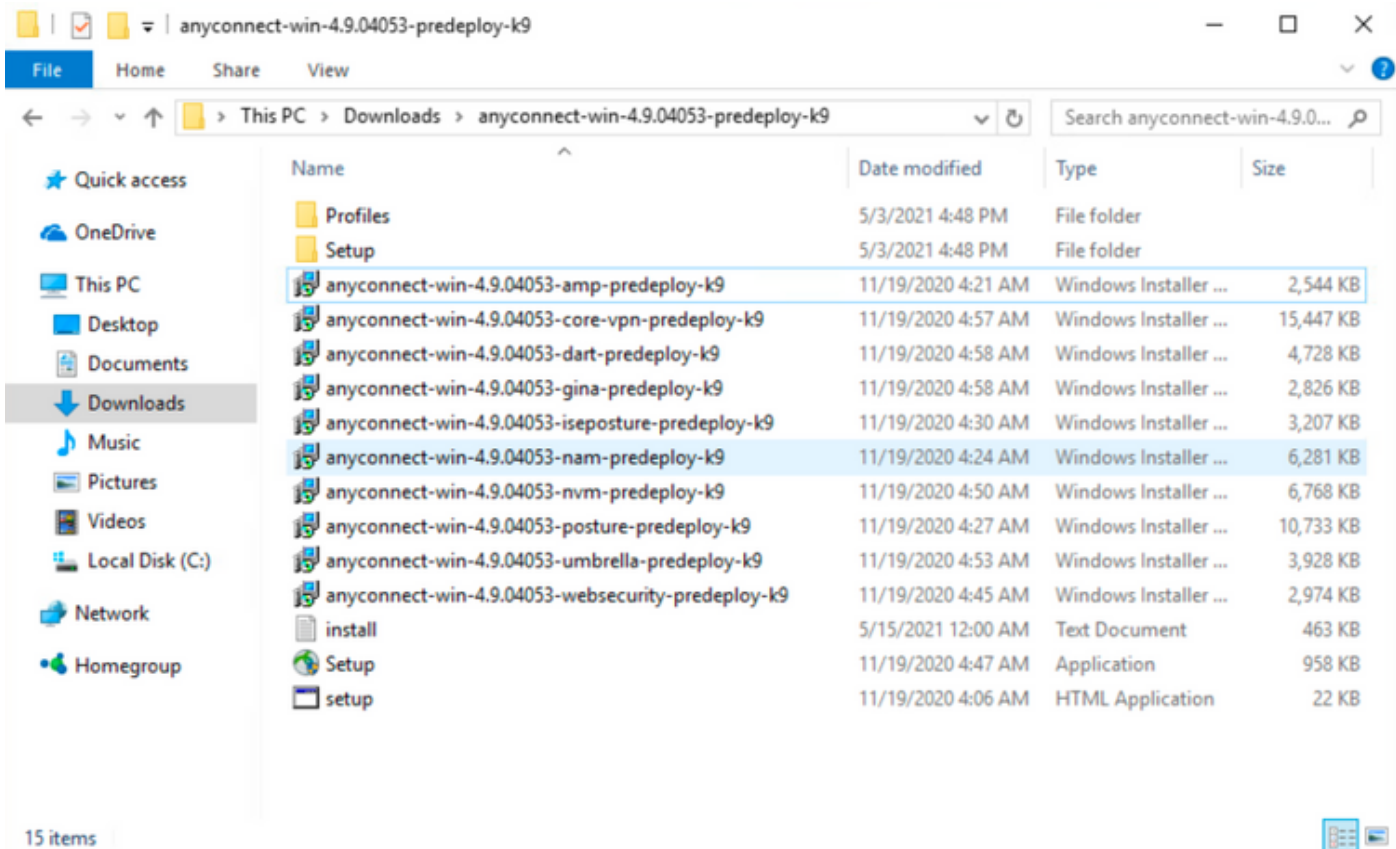
[Licensing FAQ](#)

⚠ AnyConnect 4.9 is available to customers with active AnyConnect Apex, Plus or VPN Only term/contracts. See the AnyConnect Ordering Guide for options. [Software Download problems?](#)

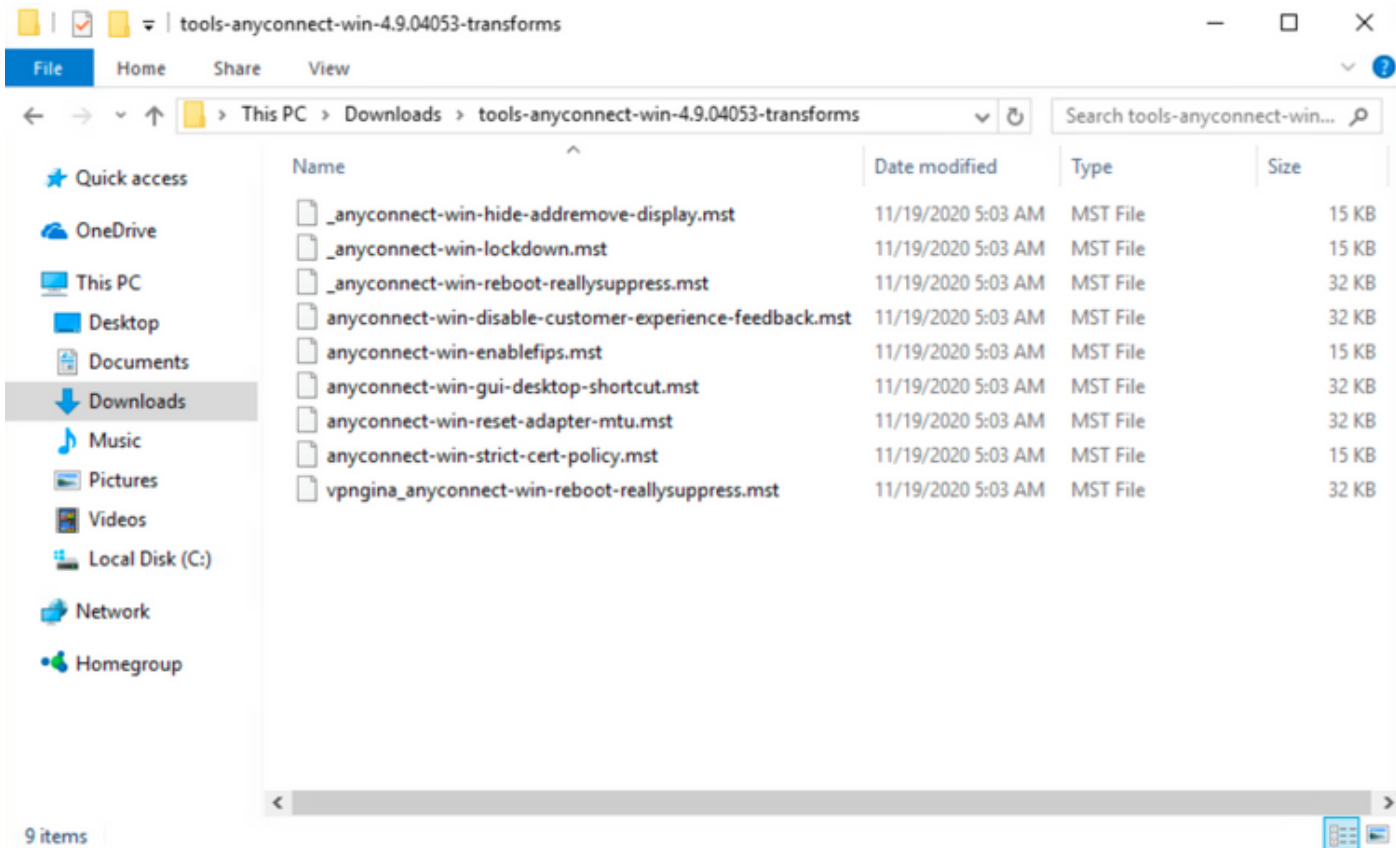
| File Information | Release Date | Size | ↓ | 🛒 |
|---|--------------|-----------|---|---|
| AnyConnect Pre-Deployment Package (Linux 64-bit) anyconnect-linux64-4.9.04053-predeploy-k9.tar.gz | 30-Nov-2020 | 25.19 MB | ↓ | 🛒 |
| Application Programming Interface [API] (Linux 64-bit) anyconnect-linux64-4.9.04053-vpnapi.tar.gz | 30-Nov-2020 | 6.61 MB | ↓ | 🛒 |
| AnyConnect Headend Deployment Package (Linux 64-bit) anyconnect-linux64-4.9.04053-webdeploy-k9.pkg | 30-Nov-2020 | 34.49 MB | ↓ | 🛒 |
| AnyConnect Pre-Deployment Package (Mac OS) anyconnect-macos-4.9.04053-predeploy-k9.dmg | 30-Nov-2020 | 41.44 MB | ↓ | 🛒 |
| Application Programming Interface [API] (Mac OS) anyconnect-macos-4.9.04053-vpnapi.tar.gz | 30-Nov-2020 | 33.62 MB | ↓ | 🛒 |
| AnyConnect Headend Deployment Package (Mac OS) anyconnect-macos-4.9.04053-webdeploy-k9.pkg | 30-Nov-2020 | 57.16 MB | ↓ | 🛒 |
| Language localization transform Pre-Deployment (Windows) anyconnect-win-4.9.04053-core-vpn-lang-predeploy-k9.zip | 30-Nov-2020 | 0.64 MB | ↓ | 🛒 |
| Language localization transform Headend Deployment (Windows) anyconnect-win-4.9.04053-core-vpn-lang-webdeploy-k9.zip | 30-Nov-2020 | 0.65 MB | ↓ | 🛒 |
| AnyConnect Pre-Deployment Package (Windows) - includes individual MSI files anyconnect-win-4.9.04053-predeploy-k9.zip | 30-Nov-2020 | 59.62 MB | ↓ | 🛒 |
| Application Programming Interface [API] (Windows) anyconnect-win-4.9.04053-vpnapi.zip | 30-Nov-2020 | 141.06 MB | ↓ | 🛒 |
| AnyConnect Headend Deployment Package (Windows) anyconnect-win-4.9.04053-webdeploy-k9.pkg | 30-Nov-2020 | 67.32 MB | ↓ | 🛒 |
| AnyConnect Pre-Deployment Package (Windows 10 ARM64) - includes individual MSI files anyconnect-win-arm64-4.9.04053-predeploy-k9.zip | 30-Nov-2020 | 28.84 MB | ↓ | 🛒 |
| AnyConnect Headend Deployment Package (Windows 10 ARM64) anyconnect-win-arm64-4.9.04053-webdeploy-k9.pkg | 30-Nov-2020 | 36.48 MB | ↓ | 🛒 |
| Profile Editor (Windows) tools-anyconnect-win-4.9.04053-profileeditor-k9.msi | 30-Nov-2020 | 10.61 MB | ↓ | 🛒 |
| AnyConnect Installer Transforms (Windows) tools-anyconnect-win-4.9.04053-transforms.zip | 30-Nov-2020 | 0.05 MB | ↓ | 🛒 |

步骤3.解压缩下载到不同文件夹的AnyConnect文件。

第3.1步anyconnect-win-4.9.04053-predeploy-k9.zip文件在下一个文件夹路径上解压：C:\Users\calo\Downloads\anyconnect-win-4.9.04053-predeploy-k9。

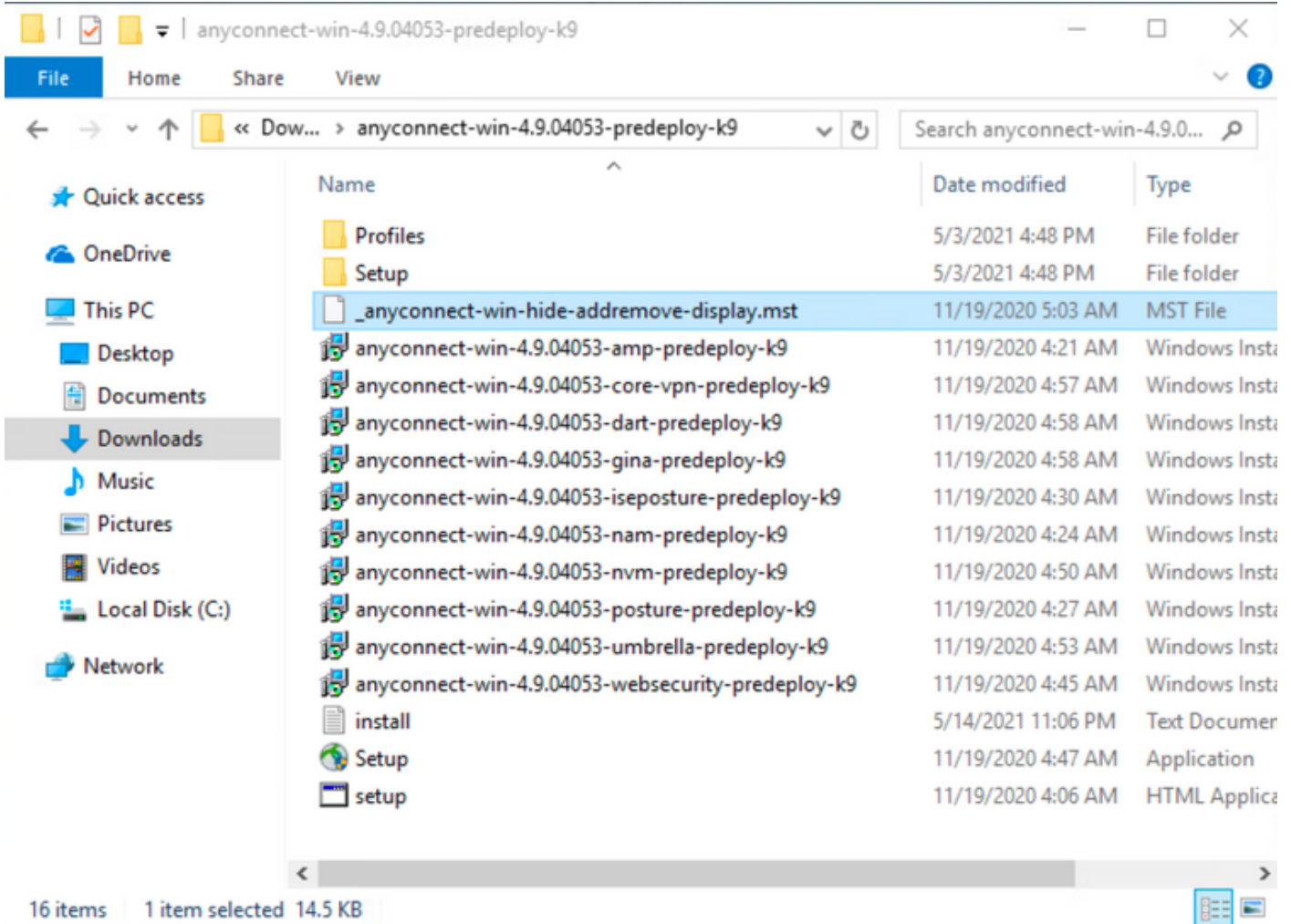


第3.2步tools-anyconnect-win-4.9.04053-transforms.zip文件将在下一个文件夹路径C:\Users\calo\Downloads\tools-anyconnect-win-4.9.04053-transforms上解压。



步骤4.复制并粘贴AnyConnect hide-addressremove转换文件到与AnyConnect MSI安装程序文件相同的文件夹。

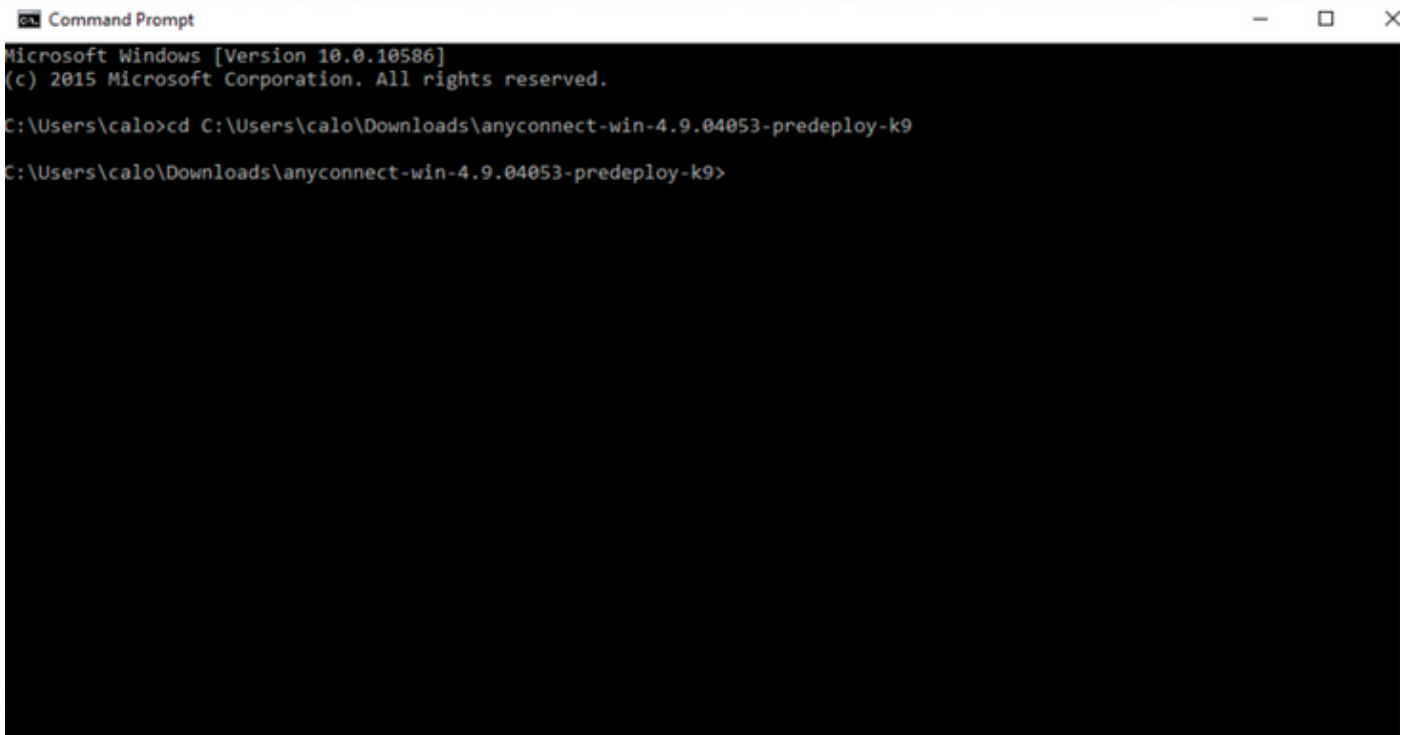
第4.1步从tools-anyconnect-win-4.9.04053-transforms文件夹中，复制_anyconnect-win-hide-addressremove-display.mst转换文件并将其粘贴到anyconnect-win-4.9.04053-predeploy-k9文件夹中，如下所示。



步骤5. CD到包含MSI AnyConnect安装文件的文件夹路径。

第5.1步打开Windows命令提示符终端，并将cd打到文件夹路径中，该文件夹路径包含MSI AnyConnect安装文件和_**anyconnect-win-hide-addremove-display.mst**转换文件，该文件复制/粘贴在上述步骤中。

此示例cd到下一个文件夹路径C:\Users\calo\Downloads\anyconnect-win-4.9.04053-predeploy-k9。



步骤6. 使用hide-addremove转换文件安装AnyConnect模块。

步骤6.1 | 使用指向AnyConnect .msi模块文件和_**anyconnect-win-hide-addremove-display.mst**转换文件的下一个MSI安装程序命令安装所需的每个AnyConnect模块。

```
msiexec -i anyconnect-win-4.9.04053-xxxxxxx-predeploy-k9.msi TRANSFORMS=_anyconnect-win-hide-
```

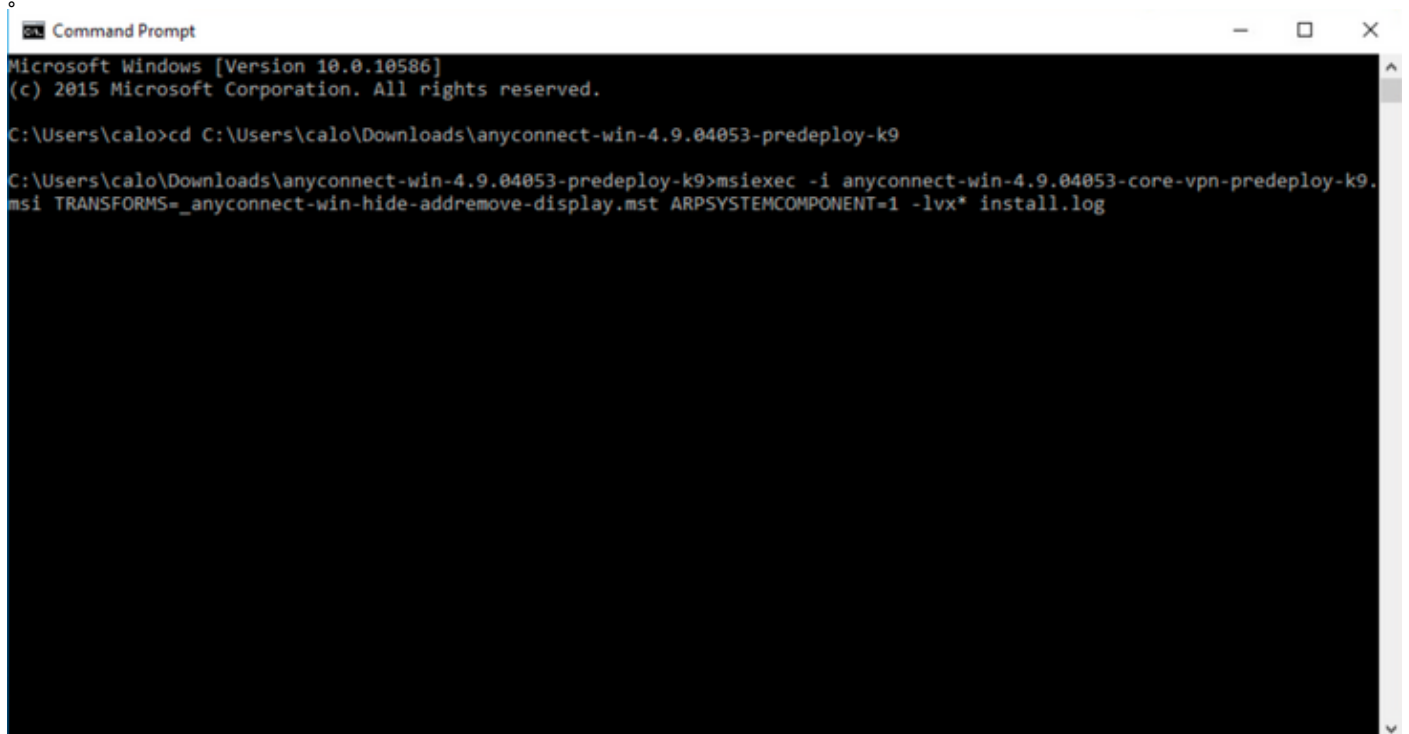
```
addremove-display.mst ARPSYSTEMCOMPONENT=1 -lvx* install.log
```

注意：ARPSYSTEMCOMPONENT值设置为“1”，启用“从添加/删除程序列表”功能中隐藏AnyConnect，以便安装AnyConnect模块。

注意：Cisco建议您使用提供的示例转换文件来设置此属性，将转换应用于要隐藏的每个模块的每个MSI安装程序。您可以从Cisco AnyConnect安全移动客户端软件下载页下载示例转换。

注意：如果部署核心客户端以及一个或多个可选模块，则必须将HIDE-AnyConnect属性应用于每个安装程序。此操作只是一种方式，除非您重新安装产品，否则无法删除。

第6.2步此示例安装AnyConnect CORE & VPN模块和_anyconnect-win-hide-addremove-display.mst转换文件，两者均与AnyConnect版本4.9.04053的文件匹配。



```
Command Prompt
Microsoft Windows [Version 10.0.10586]
(c) 2015 Microsoft Corporation. All rights reserved.

C:\Users\calo>cd C:\Users\calo\Downloads\anyconnect-win-4.9.04053-predeploy-k9

C:\Users\calo\Downloads\anyconnect-win-4.9.04053-predeploy-k9>msiexec -i anyconnect-win-4.9.04053-core-vpn-predeploy-k9.msi TRANSFORMS=_anyconnect-win-hide-addremove-display.mst ARPSYSTEMCOMPONENT=1 -lvx* install.log
```



Welcome to Cisco AnyConnect Secure Mobility Client Setup Wizard

The Setup Wizard will install Cisco AnyConnect Secure Mobility Client on your computer. Click Next to continue or Cancel to exit the Setup Wizard.

< Back

Next >

Cancel

End-User License Agreement

Please read the following license agreement carefully



Supplemental End User License Agreement for AnyConnect® Secure Mobility Client v4.x and other VPN-related Software

IMPORTANT: READ CAREFULLY

This Supplemental End User License Agreement ("SEULA") contains additional terms and conditions for the Software Product licensed under the End User License Agreement ("EULA") between You ("You") and Cisco.

- I accept the terms in the License Agreement
- I do not accept the terms in the License Agreement

< Back

Next >

Cancel

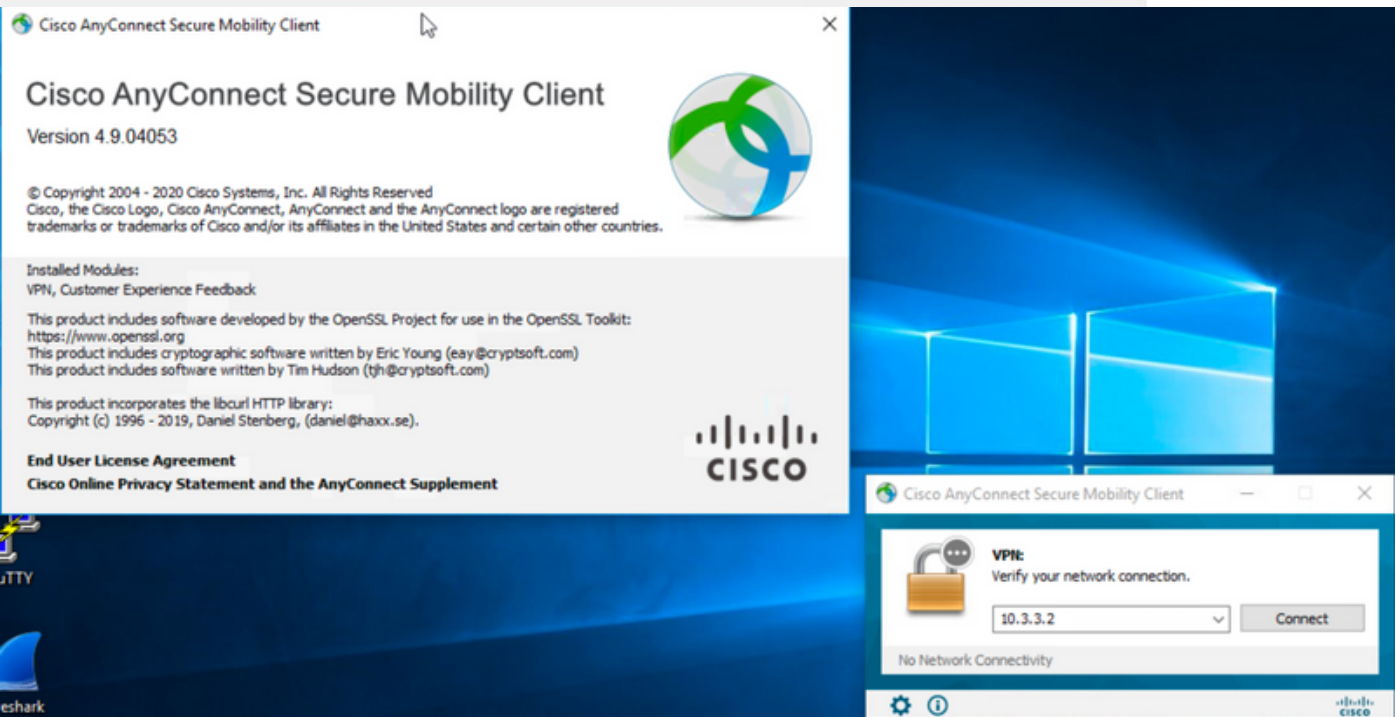
Ready to Install

The Setup Wizard is ready to begin the Typical installation



Click "Install" to begin the installation. If you want to review or change any of your installation settings, click "Back". Click "Cancel" to exit the wizard.

Advanced Installer



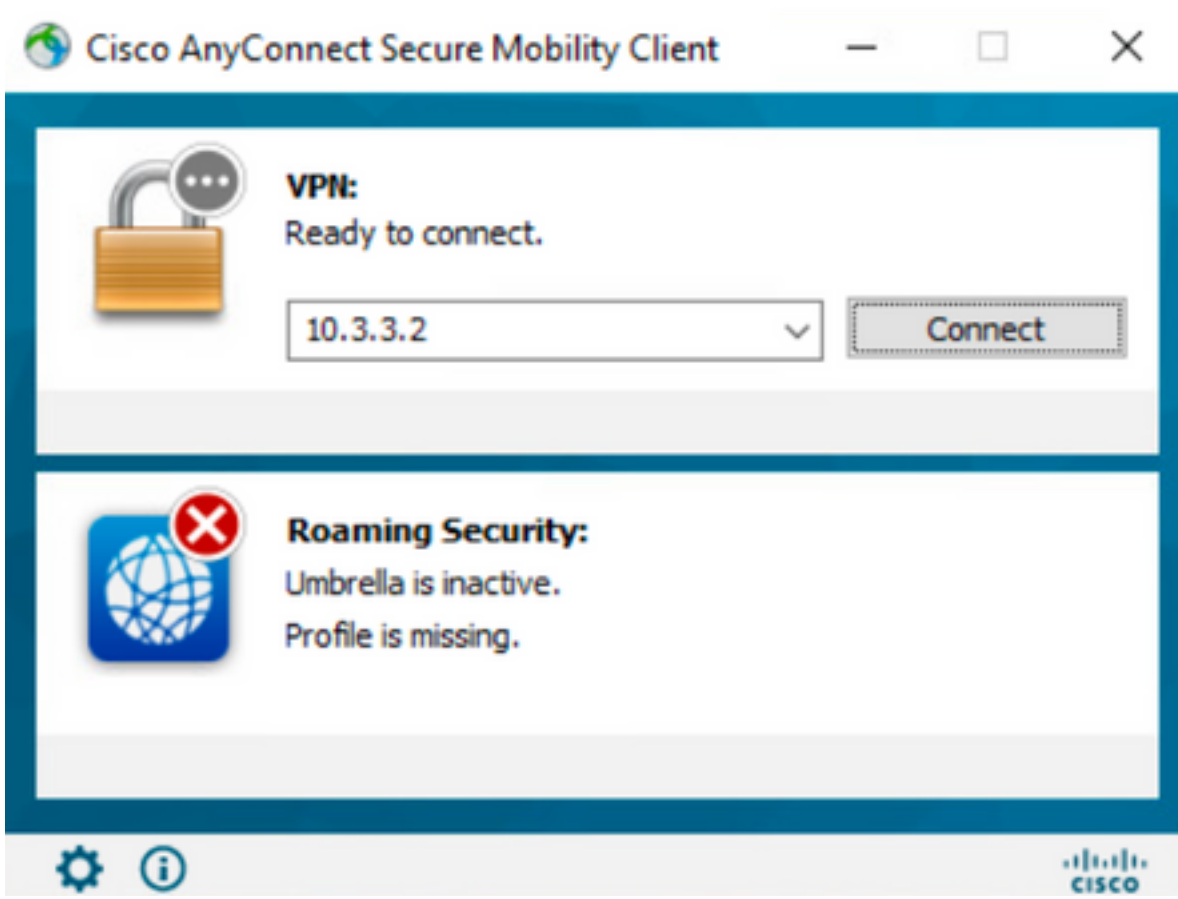
第6.3步此示例安装AnyConnect Umbrella漫游安全模块和_anyconnect-win-hide-addremove-display.mst转换文件，两者均与AnyConnect版本4.9.04053的文件匹配。

```
msiexec -i anyconnect-win-4.9.04053-umbrella-predeploy-k9.msi TRANSFORMS=_anyconnect-win-hide-addremove-display.mst ARPSYSTEMCOMPONENT=1 -lvx* install.log
```

```
Command Prompt
Microsoft Windows [Version 10.0.10586]
(c) 2015 Microsoft Corporation. All rights reserved.

C:\Users\calo>cd C:\Users\calo\Downloads\anyconnect-win-4.9.04053-predeploy-k9

C:\Users\calo\Downloads\anyconnect-win-4.9.04053-predeploy-k9>msiexec -i anyconnect-win-4.9.04053-umbrella-predeploy-k9.msi TRANSFORMS=_anyconnect-win-hide-address-remove-display.mst ARPSYSTEMCOMPONENT=1 -lvx* install.log_
```

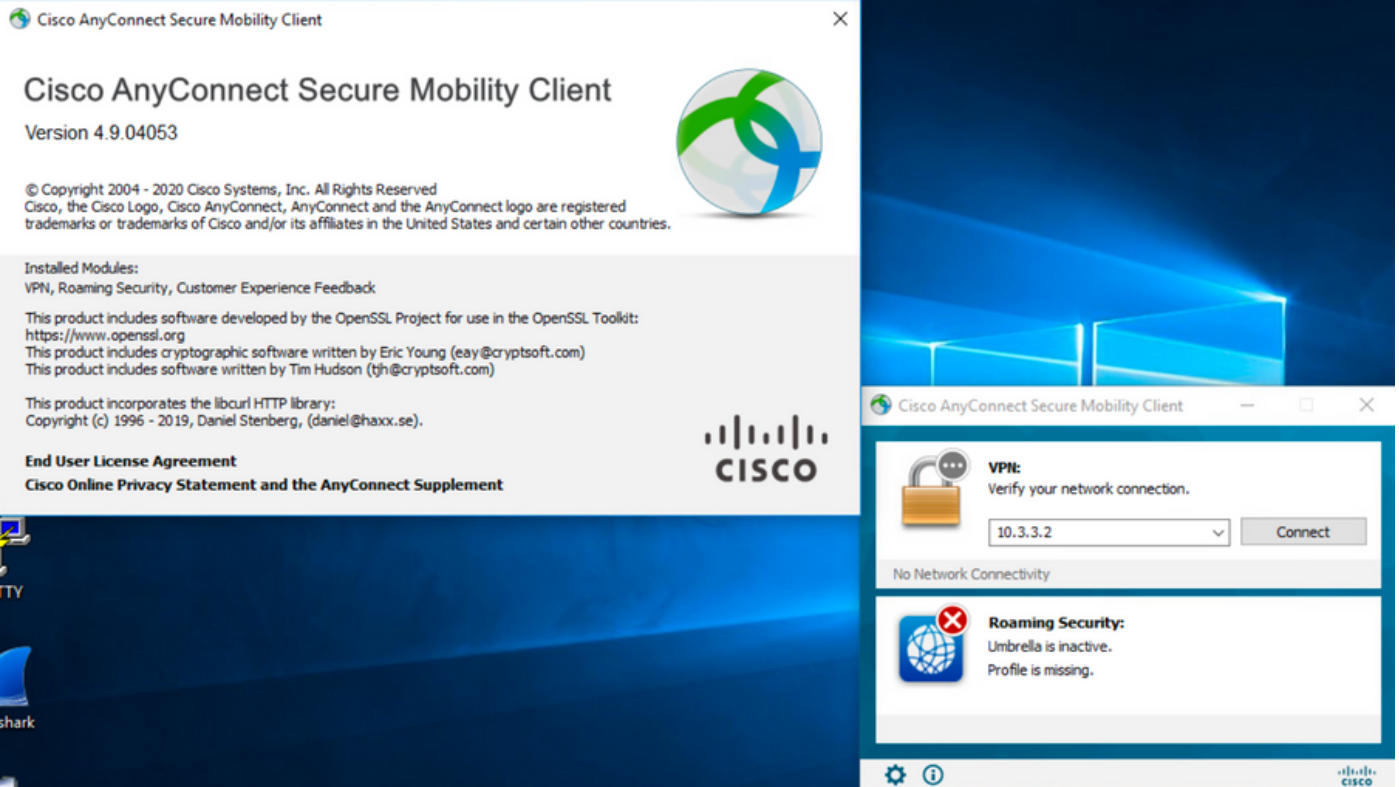


ASDMAnyConnect/AnyConnect

AnyConnect4.9.040534.9.0.6037AnyConnect

配置步骤

- 1.WindowsAnyConnect
- 1.1WindowsVPNUmbrellaAnyConnect4.9.04053



2.WindowsAnyConnect

2.1AnyConnectWindows

Windows AnyConnect 4.9.06037(anyconnect-win-4.9.06037-webdeploy-k9.pkg)

Software Download

Downloads Home / Security / VPN and Endpoint Security Clients / Cisco VPN Clients / AnyConnect Secure Mobility Client / AnyConnect Secure Mobility Client v4.x / AnyConnect VPN Client Software- 4.9.06037

Expand All Collapse All

Latest Release

- 4.10.00093
- 4.9.06037

All Release

- Translations
- ISEComplianceModule
- AppSelector-2.0
- Hostscan
- Android
- 4.10
- NVM
- 4.9
- 4.9.06037
- 4.9.05042
- 4.9.04053

AnyConnect Secure Mobility Client v4.x

Release 4.9.06037

★☆☆☆☆ (25) Read reviews

🔔 My Notifications

Related Links and Documentation

- [AnyConnect Ordering Guide](#)
- [Release Notes for 4.9.06037](#)
- [Licensing FAQ](#)

⚠️ AnyConnect 4.9 is available to customers with active AnyConnect Apex, Plus or VPN Only term/contracts. See the [AnyConnect Ordering Guide](#) for options. [Software Download problems?](#)

| File Information | Release Date | Size | Download |
|--|--------------|-----------|----------|
| AnyConnect Pre-Deployment Package (Linux 64-bit) anyconnect-linux64-4.9.06037-predeploy-k9.tar.gz | 05-Feb-2021 | 26.18 MB | ↓ 🛒 📄 |
| Application Programming Interface [API] (Linux 64-bit) anyconnect-linux64-4.9.06037-vpnapi.tar.gz | 05-Feb-2021 | 6.84 MB | ↓ 🛒 📄 |
| AnyConnect Headend Deployment Package (Linux 64-bit) anyconnect-linux64-4.9.06037-webdeploy-k9.pkg | 05-Feb-2021 | 35.58 MB | ↓ 🛒 📄 |
| AnyConnect Pre-Deployment Package (Mac OS) anyconnect-macos-4.9.06037-predeploy-k9.dmg | 05-Feb-2021 | 42.32 MB | ↓ 🛒 📄 |
| Application Programming Interface [API] (Mac OS) anyconnect-macos-4.9.06037-vpnapi.tar.gz | 05-Feb-2021 | 34.49 MB | ↓ 🛒 📄 |
| AnyConnect Headend Deployment Package (Mac OS) anyconnect-macos-4.9.06037-webdeploy-k9.pkg | 05-Feb-2021 | 58.21 MB | ↓ 🛒 📄 |
| Language localization transform Pre-Deployment (Windows) anyconnect-win-4.9.06037-core-vpn-lang-predeploy-k9.zip | 05-Feb-2021 | 0.63 MB | ↓ 🛒 📄 |
| Language localization transform Headend Deployment (Windows) anyconnect-win-4.9.06037-core-vpn-lang-webdeploy-k9.zip | 05-Feb-2021 | 0.63 MB | ↓ 🛒 📄 |
| AnyConnect Pre-Deployment Package (Windows) - includes individual MSI files anyconnect-win-4.9.06037-predeploy-k9.zip | 05-Feb-2021 | 65.80 MB | ↓ 🛒 📄 |
| Application Programming Interface [API] (Windows) anyconnect-win-4.9.06037-vpnapi.zip | 05-Feb-2021 | 141.65 MB | ↓ 🛒 📄 |
| AnyConnect Headend Deployment Package (Windows) anyconnect-win-4.9.06037-webdeploy-k9.pkg | 05-Feb-2021 | 76.37 MB | ↓ 🛒 📄 |

步骤3. 下载AnyConnect安装程序转换Windows文件。

第3.1步导航到思科软件下载页并下载与要在Windows计算机中安装的同AnyConnect版本匹配的Windows AnyConnect安装程序转换文件。在本示例中，下载AnyConnect版本4.9.06037([tools-anyconnect-win-4.9.06037-transforms.zip](#))的转换文件。

4.9.06037

All Release

Translations

ISEComplianceModule

AppSelector-2.0

Hostscan

Android

4.10

NVM

4.9

4.9.06037

4.9.05042

4.9.04053

AnyConnect 4.9 is available to customers with active AnyConnect Apex, Plus or VPN Only term/contracts. See the AnyConnect Ordering Guide for options. [Software Download problems?](#)

| File Information | Release Date | Size | |
|---|--------------|-----------|---|
| AnyConnect Pre-Deployment Package (Linux 64-bit) anyconnect-linux64-4.9.06037-predeploy-k9.tar.gz | 05-Feb-2021 | 26.18 MB | ↓ 🛒 📄 |
| Application Programming Interface [API] (Linux 64-bit) anyconnect-linux64-4.9.06037-vpnapi.tar.gz | 05-Feb-2021 | 6.84 MB | ↓ 🛒 📄 |
| AnyConnect Headend Deployment Package (Linux 64-bit) anyconnect-linux64-4.9.06037-webdeploy-k9.pkg | 05-Feb-2021 | 35.58 MB | ↓ 🛒 📄 |
| AnyConnect Pre-Deployment Package (Mac OS) anyconnect-macos-4.9.06037-predeploy-k9.dmg | 05-Feb-2021 | 42.32 MB | ↓ 🛒 📄 |
| Application Programming Interface [API] (Mac OS) anyconnect-macos-4.9.06037-vpnapi.tar.gz | 05-Feb-2021 | 34.49 MB | ↓ 🛒 📄 |
| AnyConnect Headend Deployment Package (Mac OS) anyconnect-macos-4.9.06037-webdeploy-k9.pkg | 05-Feb-2021 | 58.21 MB | ↓ 🛒 📄 |
| Language localization transform Pre-Deployment (Windows) anyconnect-win-4.9.06037-core-vpn-lang-predeploy-k9.zip | 05-Feb-2021 | 0.63 MB | ↓ 🛒 📄 |
| Language localization transform Headend Deployment (Windows) anyconnect-win-4.9.06037-core-vpn-lang-webdeploy-k9.zip | 05-Feb-2021 | 0.63 MB | ↓ 🛒 📄 |
| AnyConnect Pre-Deployment Package (Windows) - includes individual MSI files anyconnect-win-4.9.06037-predeploy-k9.zip | 05-Feb-2021 | 65.80 MB | ↓ 🛒 📄 |
| Application Programming Interface [API] (Windows) anyconnect-win-4.9.06037-vpnapi.zip | 05-Feb-2021 | 141.65 MB | ↓ 🛒 📄 |
| AnyConnect Headend Deployment Package (Windows) anyconnect-win-4.9.06037-webdeploy-k9.pkg | 05-Feb-2021 | 76.37 MB | ↓ 🛒 📄 |
| AnyConnect Pre-Deployment Package (Windows 10 ARM64) - includes individual MSI files anyconnect-win-arm64-4.9.06037-predeploy-k9.zip | 05-Feb-2021 | 34.13 MB | ↓ 🛒 📄 |
| AnyConnect Headend Deployment Package (Windows 10 ARM64) anyconnect-win-arm64-4.9.06037-webdeploy-k9.pkg | 05-Feb-2021 | 43.83 MB | ↓ 🛒 📄 |
| Profile Editor (Windows) tools-anyconnect-win-4.9.06037-profileeditor-k9.msi | 05-Feb-2021 | 10.61 MB | ↓ 🛒 📄 |
| AnyConnect Installer Transforms (Windows) tools-anyconnect-win-4.9.06037-transforms.zip | 05-Feb-2021 | 0.05 MB | ↓ 🛒 📄 |

步骤4.解压缩下载的AnyConnect转换文件。

第4.1 T tools-anyconnect-win-4.9.06037-transforms.zip文件将在下一个文件夹路径C:\Users\calo\Downloads\tools-anyconnect-win-4.9.06037-transforms上解压。

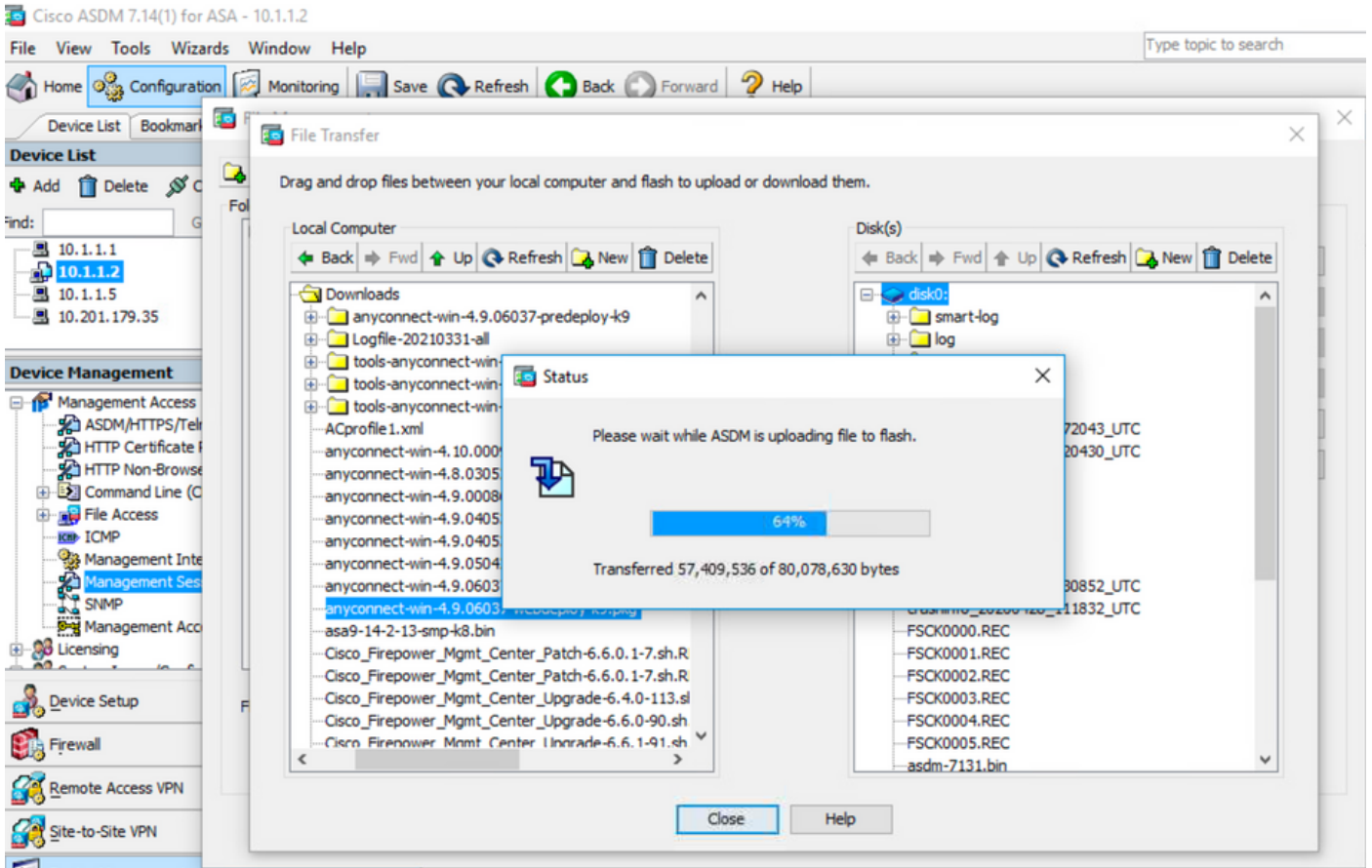
tools-anyconnect-win-4.9.06037-transforms

| Name | Date modified | Type | Size |
|---|-------------------|----------|-------|
| _anyconnect-win-hide-addressremove-display.mst | 4/19/2021 6:06 PM | MST File | 14 KB |
| _anyconnect-win-lockdown.mst | 4/19/2021 6:06 PM | MST File | 14 KB |
| _anyconnect-win-reboot-reallysuppress.mst | 4/19/2021 6:06 PM | MST File | 32 KB |
| anyconnect-win-disable-customer-experience-feedback.mst | 4/19/2021 6:06 PM | MST File | 32 KB |
| anyconnect-win-enablefips.mst | 4/19/2021 6:06 PM | MST File | 14 KB |
| anyconnect-win-gui-desktop-shortcut.mst | 4/19/2021 6:06 PM | MST File | 32 KB |
| anyconnect-win-reset-adapter-mtu.mst | 4/19/2021 6:06 PM | MST File | 32 KB |
| anyconnect-win-strict-cert-policy.mst | 4/19/2021 6:06 PM | MST File | 14 KB |
| vpngina_anyconnect-win-reboot-reallysuppress.mst | 4/19/2021 6:06 PM | MST File | 32 KB |

步骤5.打开ASDM，并使用您的凭证连接到ASA。

步骤6.将AnyConnect头端部署包从PC传输到ASA闪存。

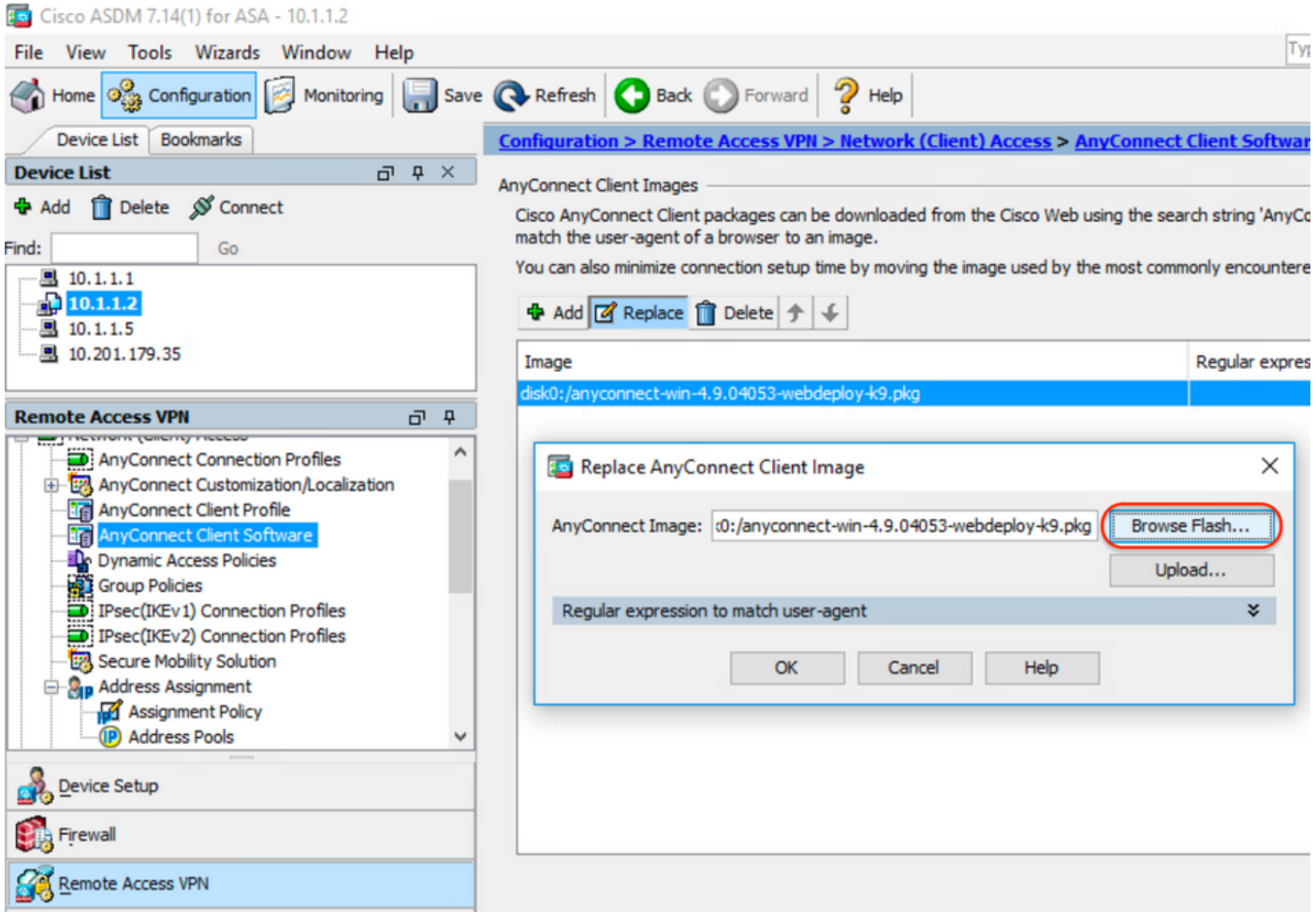
第6.1步导航到Tools > File Management > File Transfer > Between Local PC和Flash，并将AnyConnect头端部署包版本4.9.06037(anyconnect-win-4.9.06037-webdeploy-k9.pkg)传输到ASA闪存。



步骤7.为Web部署更新配置已传输的AnyConnect头端部署包版本。

第7.1步导航至ASDM Configuration > Remote Access VPN > **Anyconnect Client Software**，并选择已安装的AnyConnect头端部署软件包4.9.04053。

第7.2步然后，选择**Replace**和**Browse Flash**以将旧的AnyConnect头端部署包4.9.04053版替换为之前传输到闪存的4.9.06037。



Browse Flash



Folders

- disk0:
 - smart-log
 - log
 - coredumpinfo
 - snmp

Files

| FileName | Size (bytes) | Date Modified |
|--------------------------|--------------|-------------------|
| anyconnect-win-4.9.04... | 70,592,901 | 02/04/21 20:00:18 |
| anyconnect-win-4.9.06... | 80,078,630 | 05/18/21 19:20:16 |
| asa9-12-2-smp-k8.bin | 102,703,104 | 10/24/19 15:52:58 |
| asa9-12-4-7-smp-k8.bin | 102,813,696 | 11/18/20 10:49:20 |
| asa9-13-1-12-smp-k8.bin | 103,882,752 | 08/18/20 19:46:36 |
| asa9-13-1-smp-k8.bin | 103,827,456 | 08/18/20 19:24:38 |
| asa9-14-1-19-smp-k8.bin | 105,062,400 | 08/18/20 19:47:40 |
| asa9-14-1-smp-k8.bin | 105,172,992 | 08/18/20 19:47:10 |
| asa9-14-2-13-smp-k8.bin | 109,541,376 | 03/29/21 18:51:56 |
| asa9101-smp-k8.bin | 115,605,504 | 10/24/19 15:16:22 |
| asa982-15-smp-k8.bin | 108,840,960 | 11/18/20 11:04:44 |
| asdm-7131-101.bin | 34,030,612 | 08/18/20 19:17:58 |
| asdm-7131.bin | 34,033,084 | 08/18/20 19:17:36 |
| asdm-7141-46.bin | 35,743,132 | 08/18/20 19:18:30 |
| asdm-7141-48.bin | 35,744,052 | 08/18/20 19:18:42 |

File Name: anyconnect-win-4.9.06037-webdeploy-k9.pkg

OK

Cancel

Refresh

第7.3步应用配置更改并将其发送到ASA。

Cisco ASDM 7.14(1) for ASA - 10.1.1.2

File View Tools Wizards Window Help

Home Configuration Monitoring Save Refresh Back Forward Help

Type topic to search Go



Device List

Find: 10.1.1.1 10.1.1.2 10.1.1.5 10.201.179.35

Remote Access VPN

- Network (Client) Access
 - AnyConnect Connection Profiles
 - AnyConnect Customization/Localization
 - AnyConnect Client Profile
 - AnyConnect Client Software**
 - Dynamic Access Policies
 - Group Policies
 - IPsec/IKEv1 Connection Profiles

Device Setup

Firewall

Remote Access VPN

Site-to-Site VPN

Device Management

Configuration > Remote Access VPN > Network (Client) Access > AnyConnect Client Software

AnyConnect Client Images

Cisco AnyConnect Client packages can be downloaded from the Cisco Web using the search string 'AnyConnect VPN Client'. The regular expression is used to match the user-agent of a browser to an image.

You can also minimize connection setup time by moving the image used by the most commonly encountered operation system to the top of the list.

Add Replace Delete Up Down

| Image | Regular expression to match user-agent |
|--|--|
| disk0:/anyconnect-win-4.9.06037-webdeploy-k9.pkg | |

Apply

Reset

The following CLI commands are generated based on the changes you made in ASDM. To send the commands to the ASA, click Send. To not send the commands and continue making changes in ASDM, click Cancel.

```
webvpn
no anyconnect image disk0:/anyconnect-win-4.9.04053-webdeploy-k9.pkg 1
anyconnect image disk0:/anyconnect-win-4.9.06037-webdeploy-k9.pkg 1
```

Send

Cancel

Save To File...

步骤8.导入AnyConnect示例转换文件。

第8.1步导航到ASDM Configuration > Remote Access VPN > Customized Installer Transforms > Import，然后导入所需的示例转换文件。

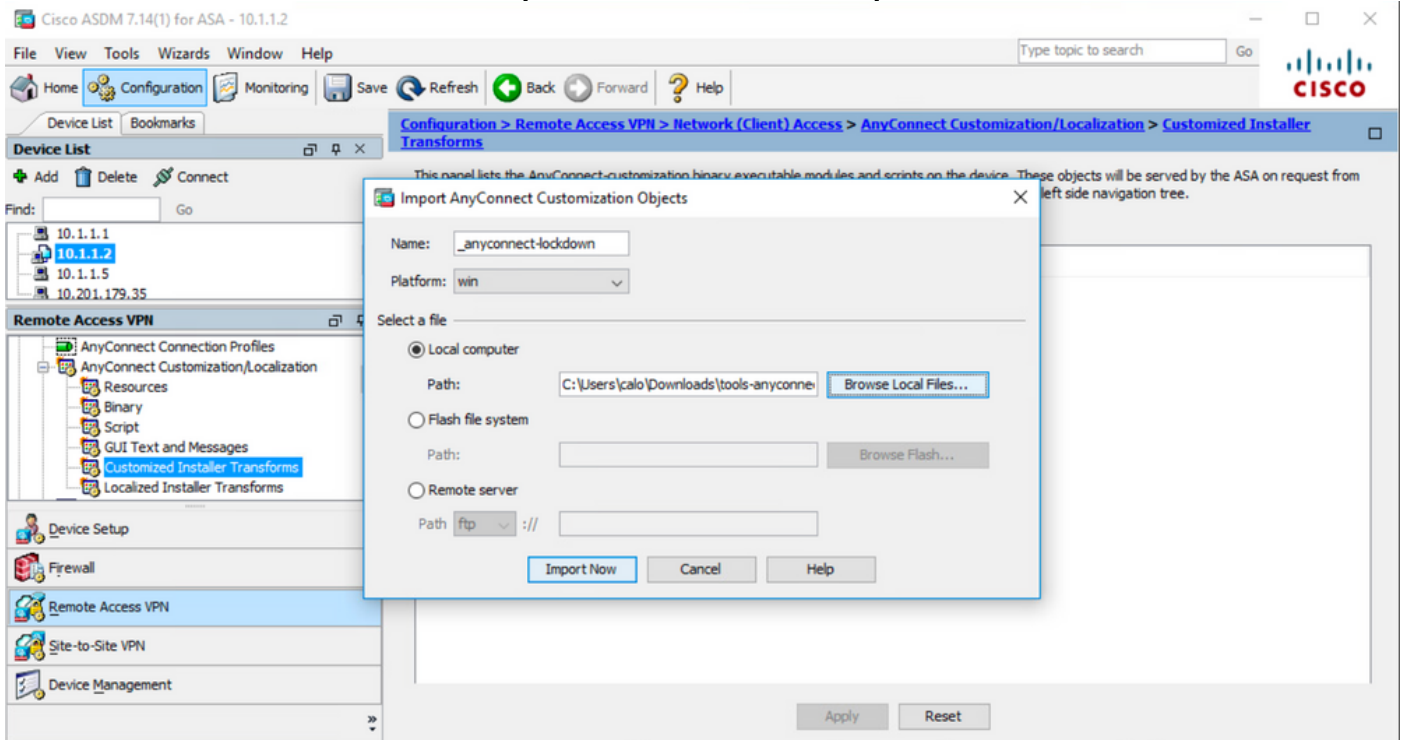
第8.2步导入AnyConnect版本4.9.06037_ anyconnect-win-lockdown.mst sample transforms文件，以启用CORE & VPN和Umbrella漫游安全模块的锁定。

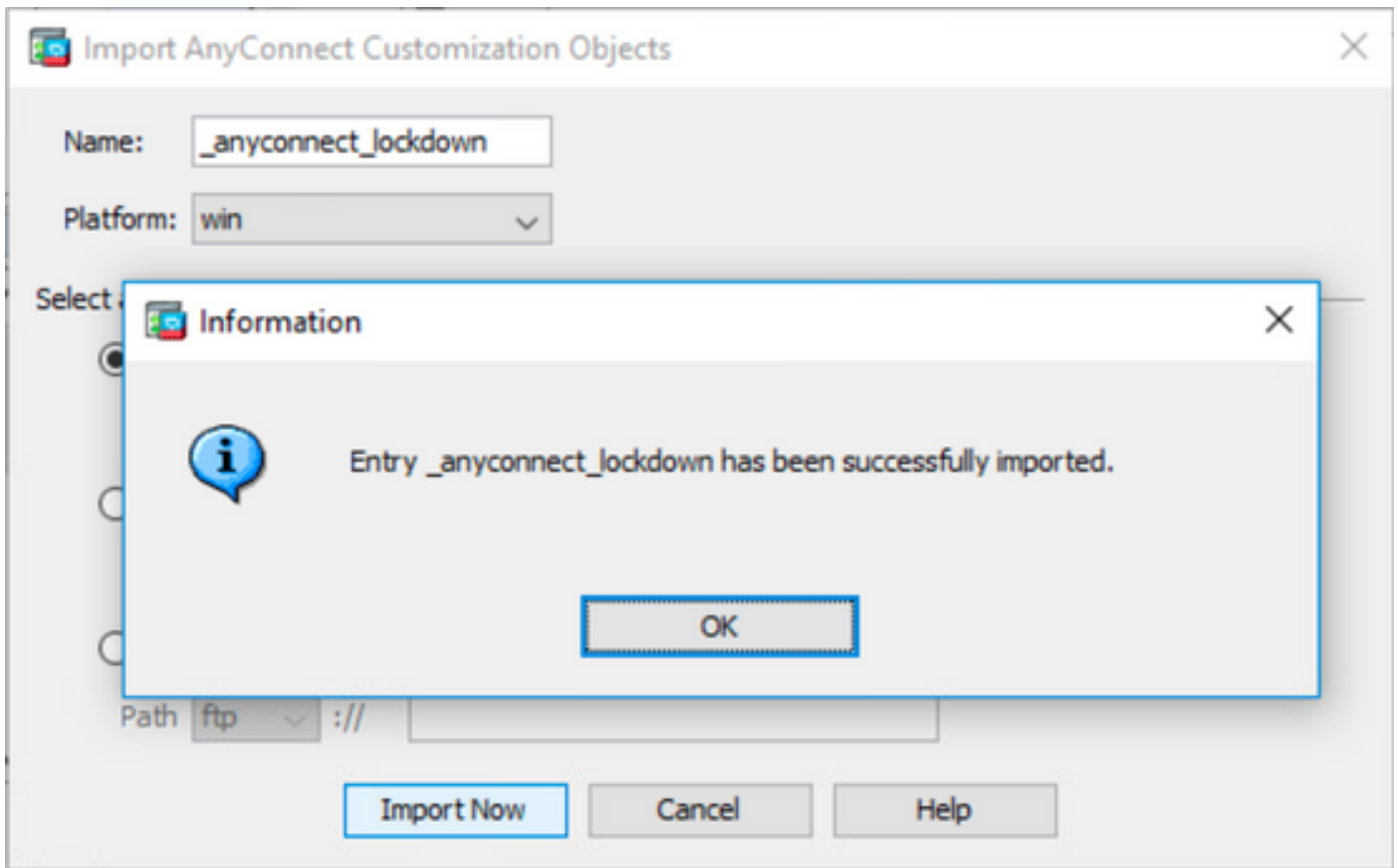
输入以下值：

名称：anyconnect-lockdown

平台：win

选择文件 — 本地计算机:C:\Users\calo\Downloads\tools-anyconnect-win-4.9.06037-transforms_anyconnect-win-lockdown.mst





注意: AnyConnect_anyconnect-win-lockdown.mst示例转换文件适用于任何需要的AnyConnect模块。

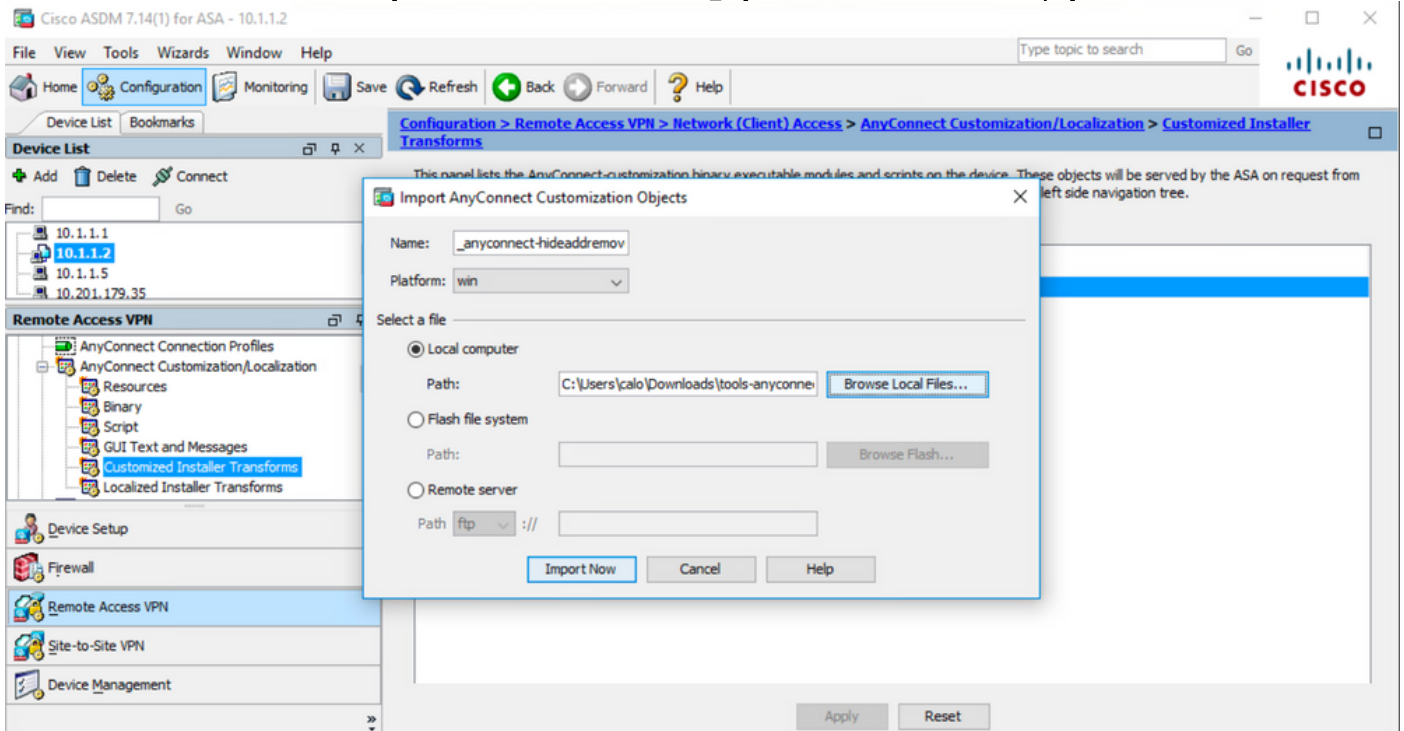
第8.3步导入AnyConnect版本4.9.06037_anyconnect-win-hide-addressremove-display.mst sample transforms文件，以便从添加/删除程序列表中为CORE & VPN和Umbrella漫游安全模块启用隐藏。

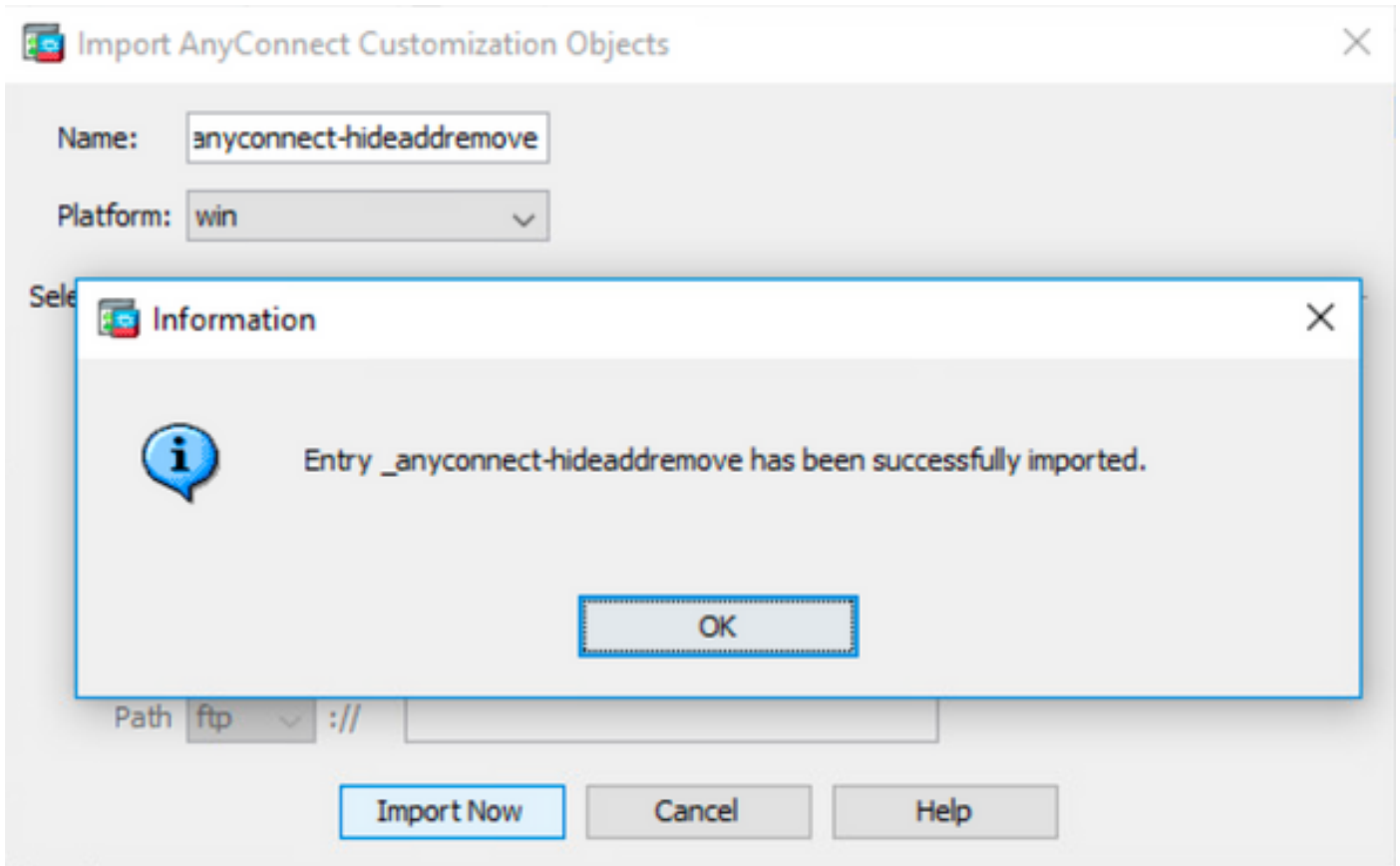
输入以下值：

名称：_anyconnect-hideaddressremove

平台：win

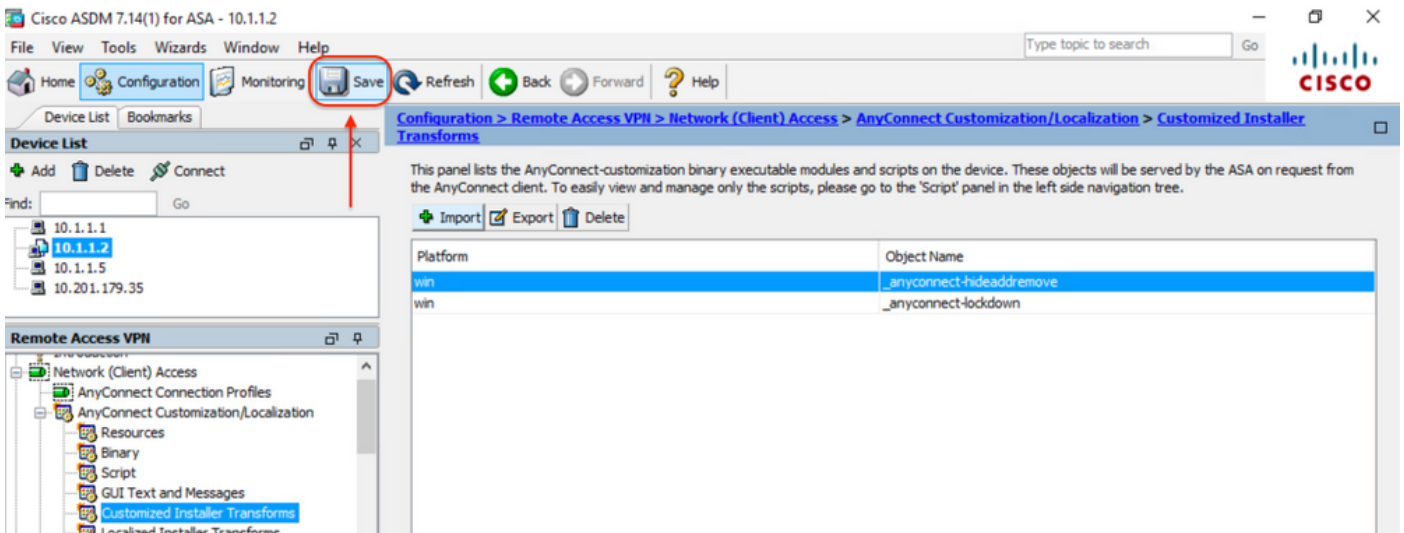
选择文件:C:\Users\calo\Downloads\tools-anyconnect-win-4.9.06037-transforms_anyconnect-win-hide-addressremove-display.mst

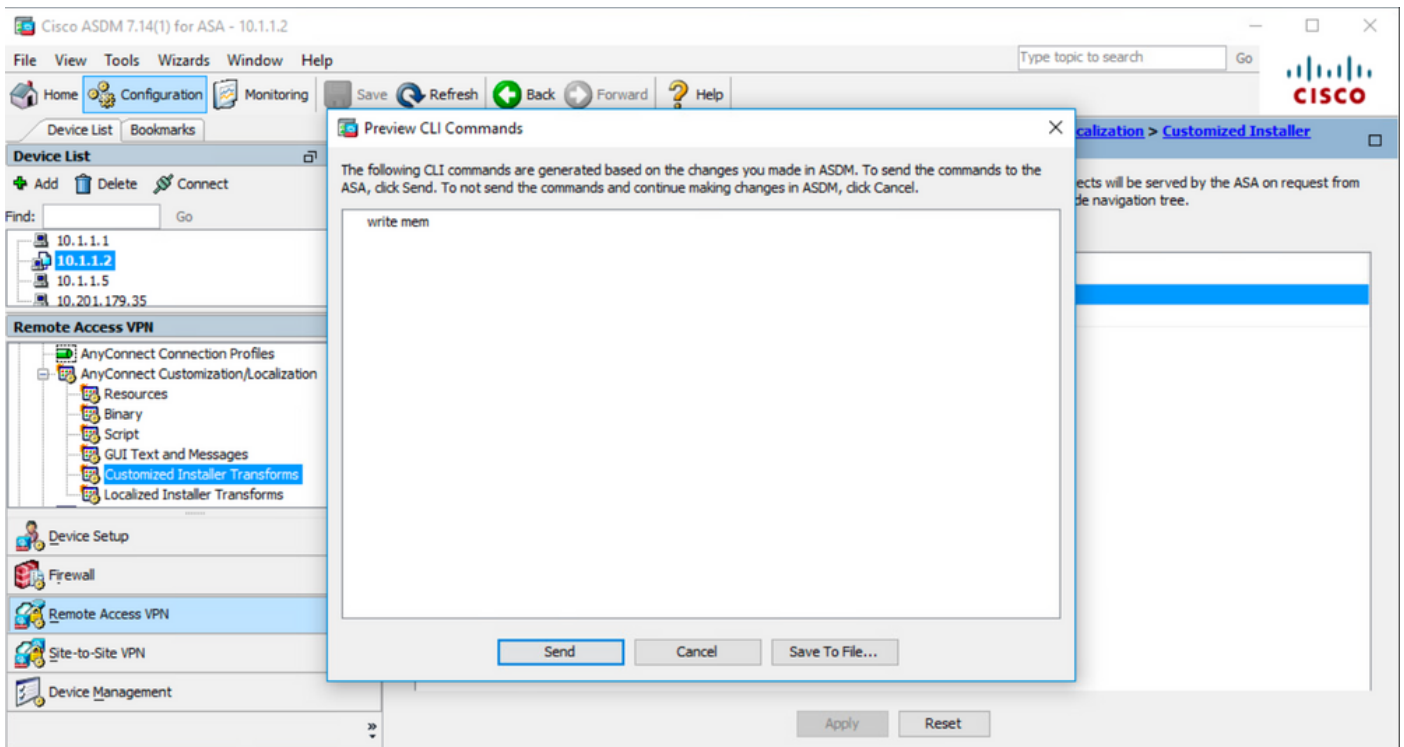




注意: `_anyconnect-win-hide-addressremove-display.mstsample`转换文件适用于任何需要的AnyConnect模块。

第8.4步保存配置更改并将其发送到ASA。





注意：在撰写本文时，用于导入示例转换文件的名称在名称开头必须带有下列划线“_”，这将强制导入的示例转换用于任何AnyConnect模块。如果在名称开头使用不带下划线的其他名称，则导入的转换示例仅适用于CORE & VPN Anyconnect模块(CSCvy38427)的转换。

步骤9. AnyConnect Web部署自动更新。

第9.1步强制CORE & VPN和Umbrella漫游安全模块执行**AnyConnect Web部署自动更新**操作。

此处已配置ASA AnyConnect以允许CORE & VPN和Umbrella漫游安全模块自动更新：

```
webvpn enable outside anyconnect image disk0:/anyconnect-win-4.9.06037-webdeploy-k9.pkg 1
anyconnect enable tunnel-group-list enable group-policy ANYCONNECT_GP1 internal group-policy
ANYCONNECT_GP1 attributes vpn-tunnel-protocol ssl-client ssl-clientless split-tunnel-policy
tunnelspecified split-tunnel-network-list value SPLIT_TUNNEL1 webvpn anyconnect modules value
umbrella tunnel-group MY_TUNNEL1 type remote-access tunnel-group MY_TUNNEL1 general-attributes
address-pool VPN_POOL1 default-group-policy ANYCONNECT_GP1 tunnel-group MY_TUNNEL1 webvpn-
attributes group-alias SSL_TUNNEL1 enable
```

第9.2步从在Windows计算机上运行版本4.9.04053的AnyConnect客户端开始连接到ASA头端。



VPN:

Exiting. Upgrade in progress.

10.3.3.2

Connect



Roaming Security:

Umbrella is inactive.


Profile is missing.



AnyConnect Secure Mobility Client Downloader




The AnyConnect Downloader is installing AnyConnect Secure Mobility Client 4.9.06037. Please wait...



AnyConnect Secure Mobility Client Downloader



The AnyConnect Downloader is installing AnyConnect Umbrella Roaming Security 4.9.06037. Please wait...



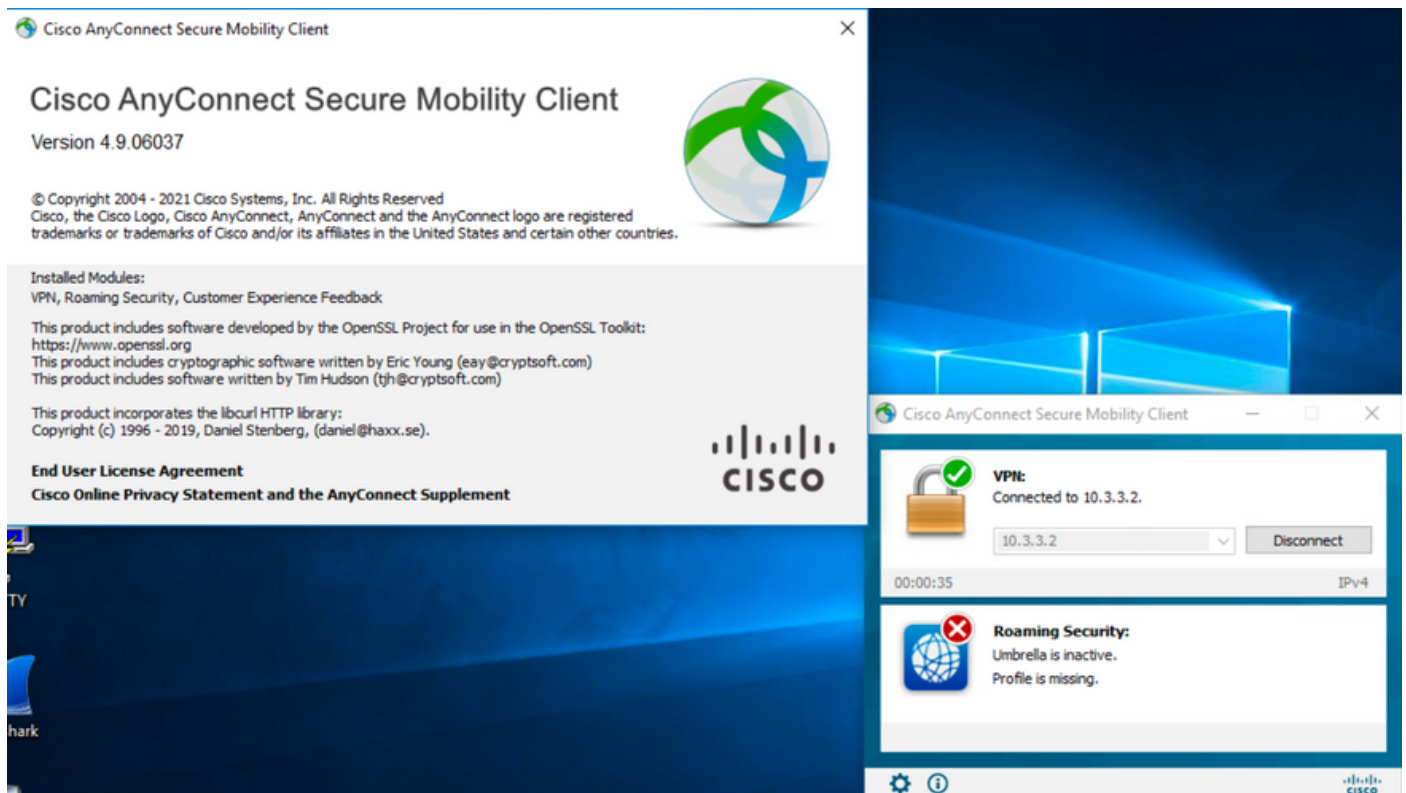
AnyConnect Secure Mobility Client Downloader



Please wait while the VPN connection is established...



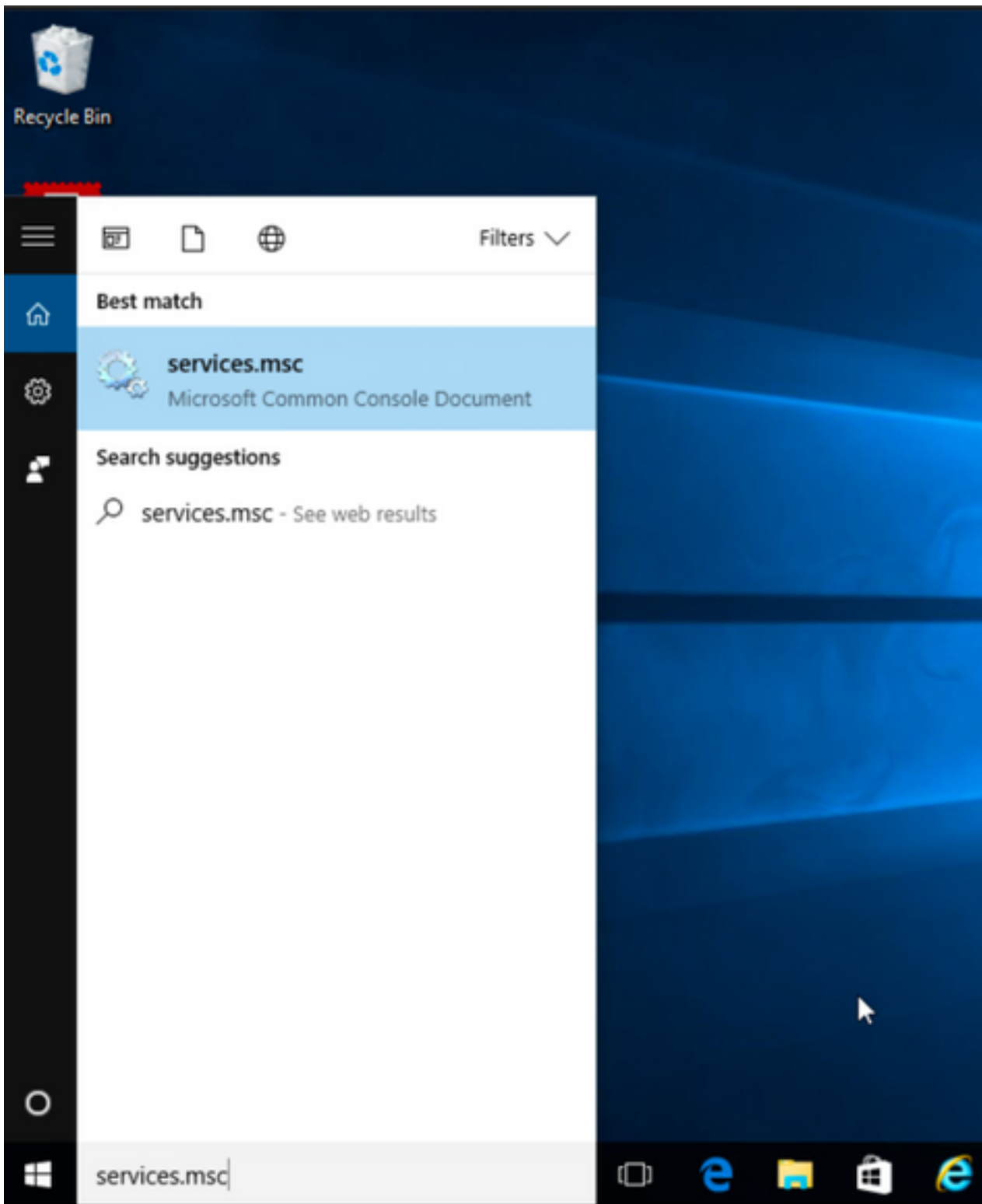
第9.3步之后，AnyConnect Core & VPN和Umbrella漫游安全模块将更新为4.9.06037版，并启用锁定和从添加/删除程序列表功能中隐藏。



验证

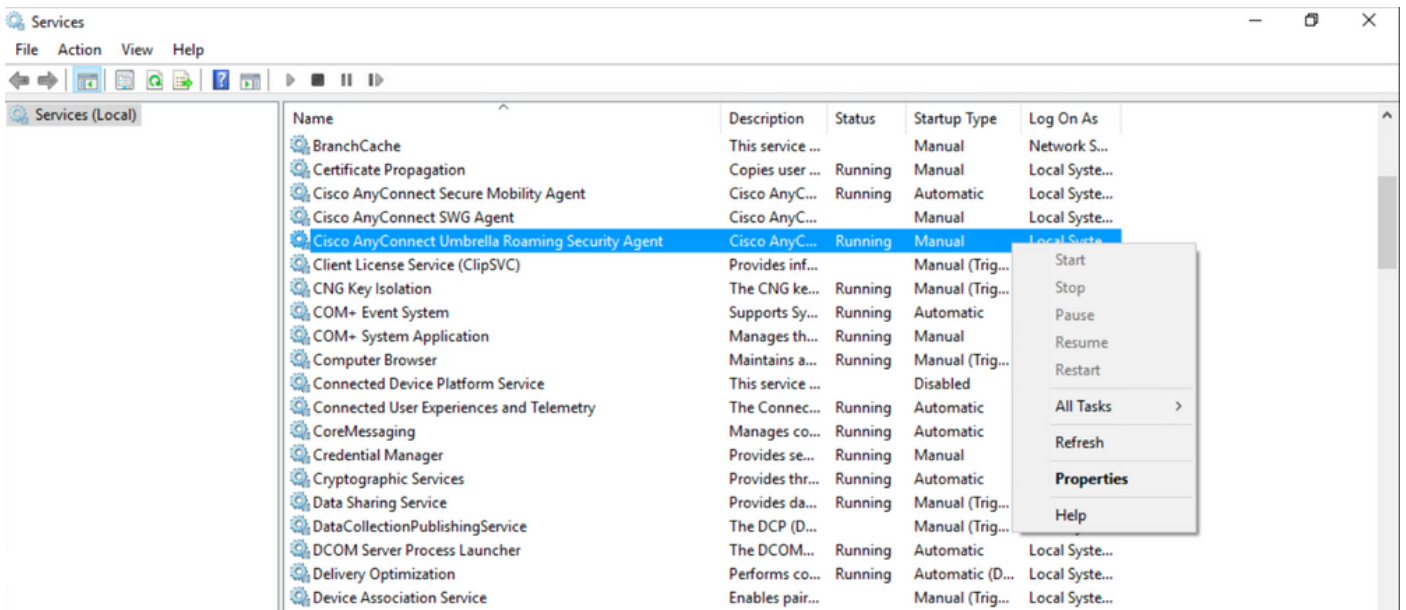
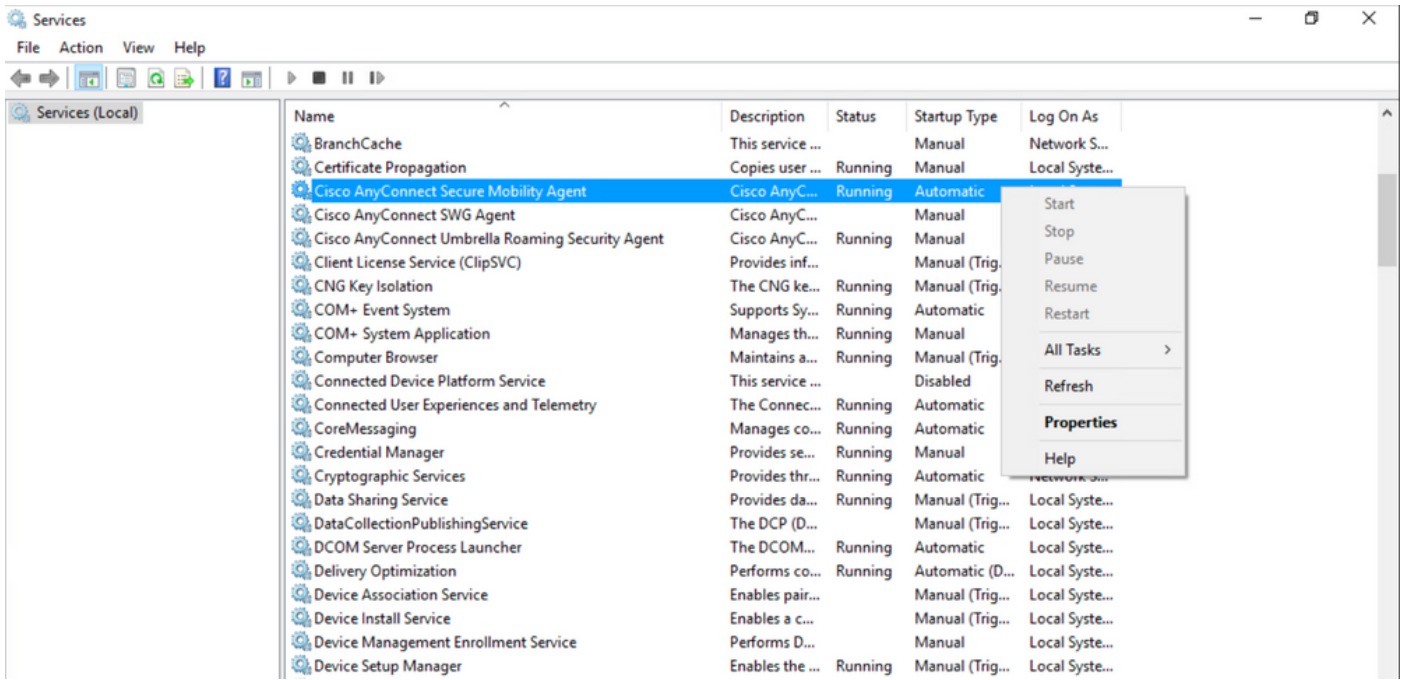
AnyConnect

步骤1.打开Windows服务(services.msc)，如下所示。



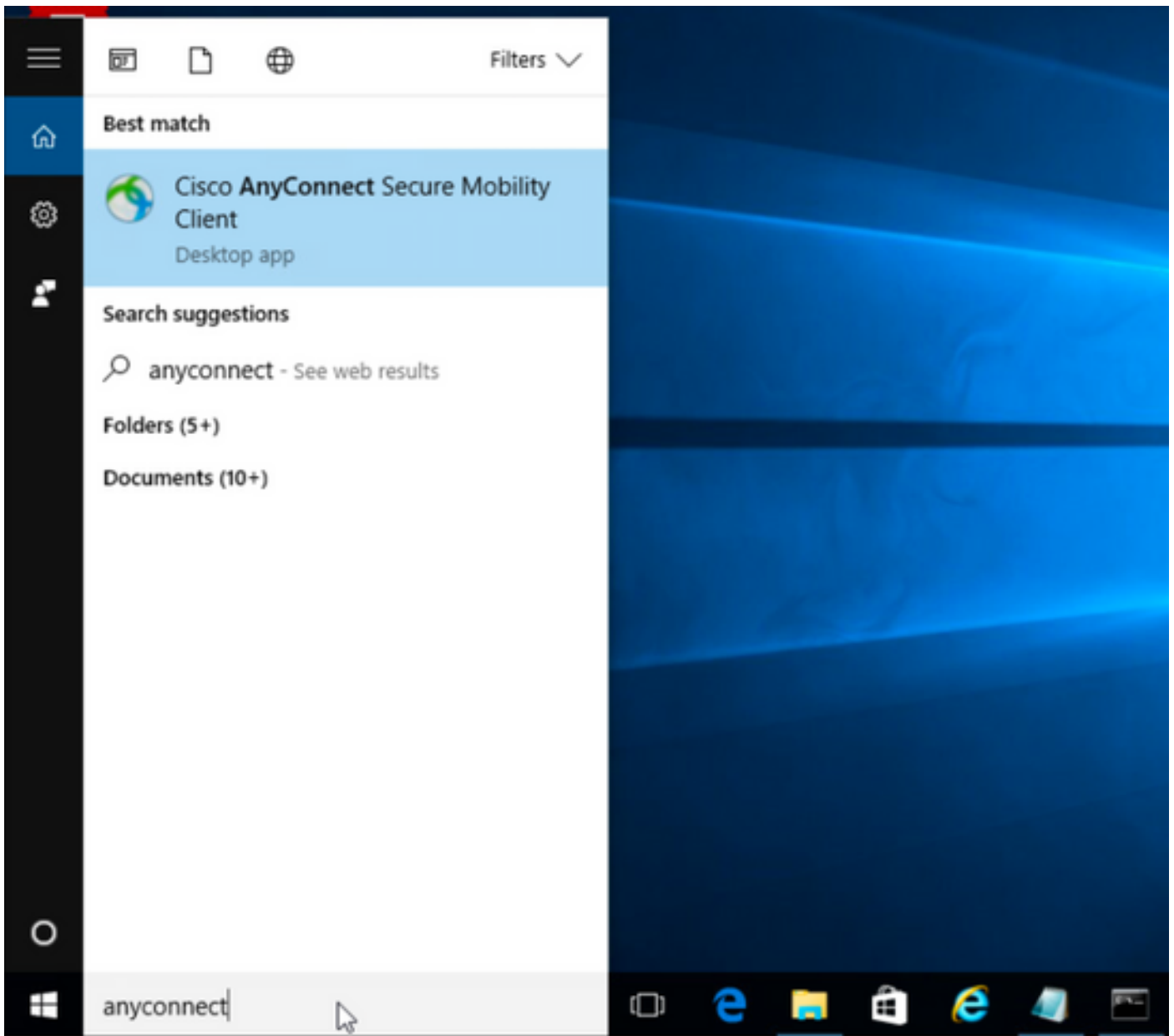
2.rCORE & VPN**Umbrella Roaming Security**VPN

AnyConnect



/ AnyConnect

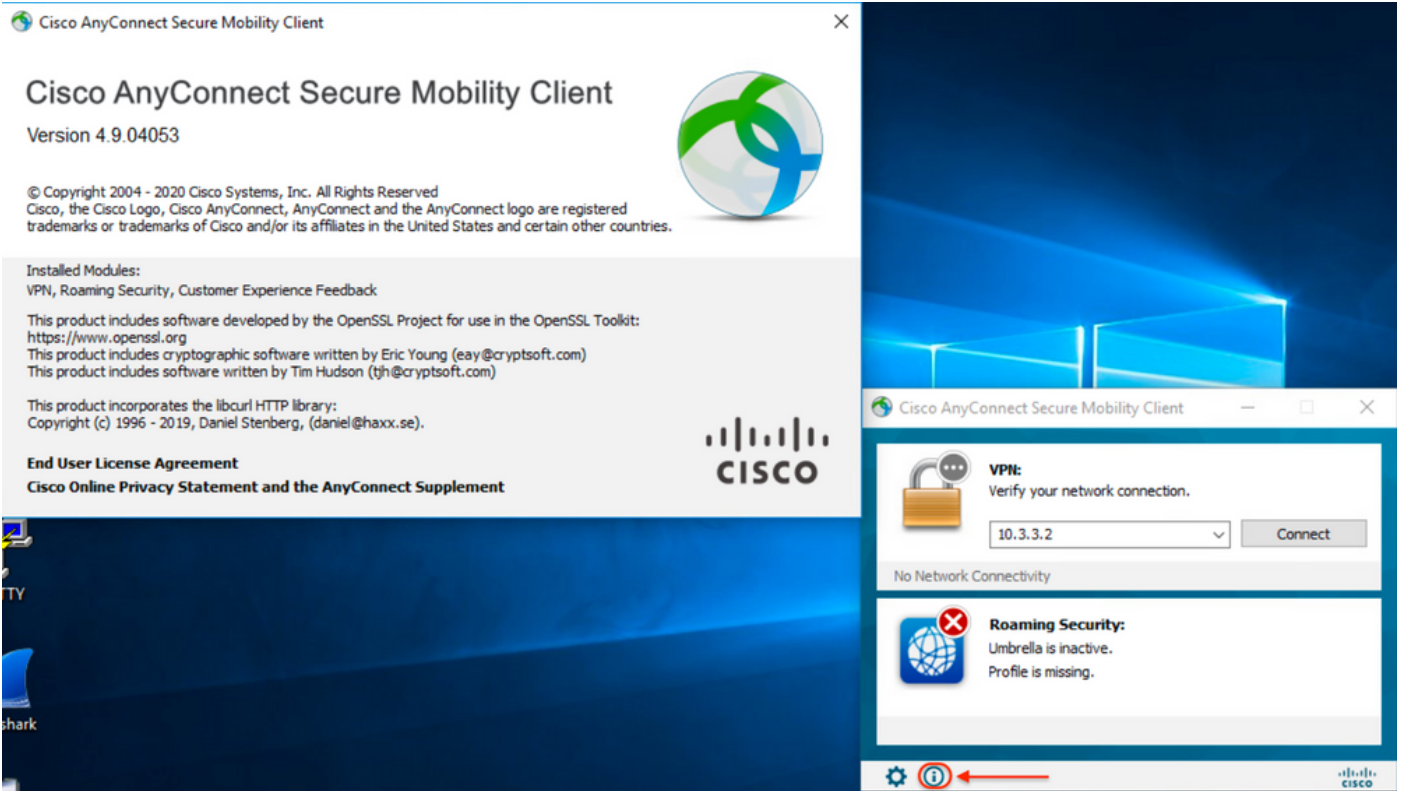
1.AnyConnect



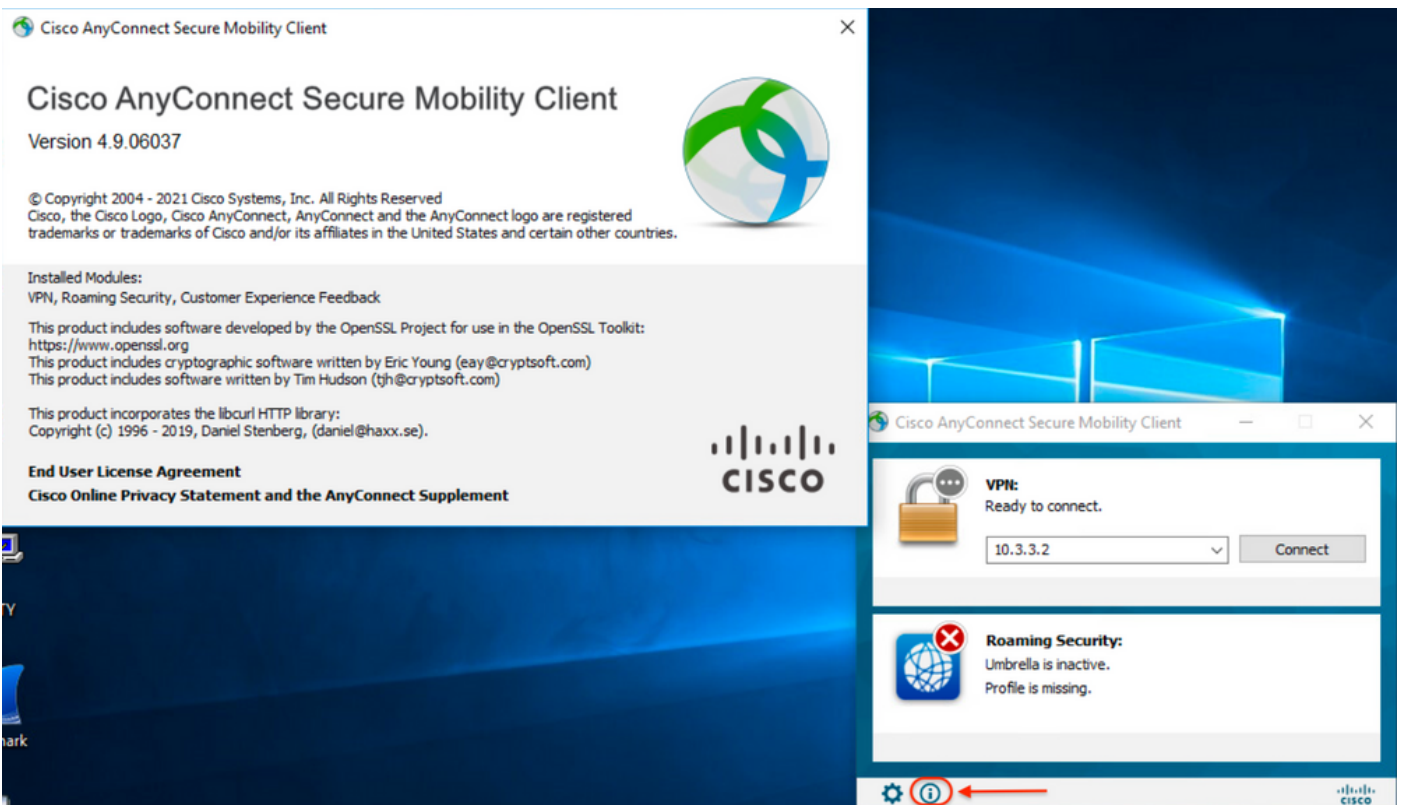
2.AnyConnect

AnyConnect**INFO**

第2.1步对于AnyConnect版本4.9.04053:

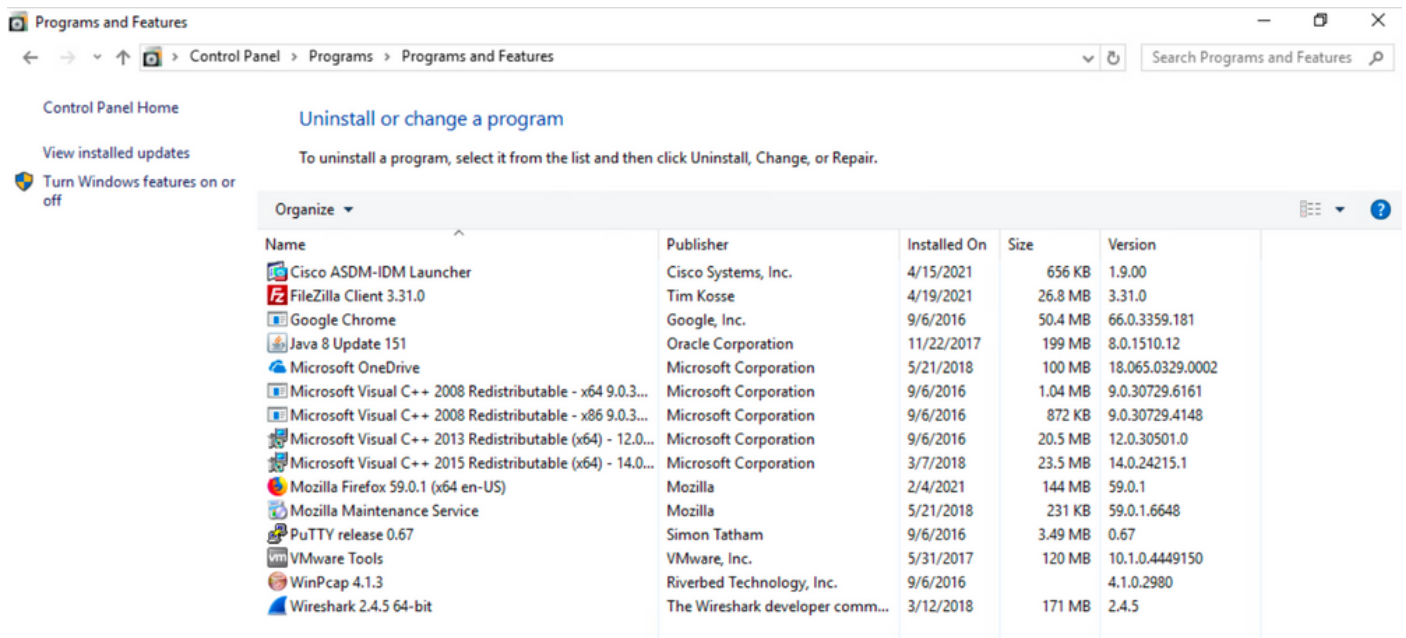


第2.2步对于AnyConnect版本4.9.06037:



3.AnyConnect CORE & VPNUmbrella“Windows”

“Windows”>“”



故障排除

本文档不提供要遵循的故障排除过程。

相关 Bug

[CSCvy38427](#) ASDM:转换文件名必须以“_”下划线开头，以便对多个交流模块生效

相关信息

[技术支持和文档 - Cisco Systems](#)

[Cisco AnyConnect安全移动客户端管理员指南，版本4.0](#)