

Cisco Secure PIX-firewall 6.0 en Cisco VPN-clients configureren met IPSec

Inhoud

[Inleiding](#)

[Voorwaarden](#)

[Vereisten](#)

[Gebruikte componenten](#)

[Conventies](#)

[Configureren](#)

[Netwerkdigram](#)

[PIX configureren](#)

[De Cisco VPN-client configureren](#)

[Verifiëren](#)

[Problemen oplossen](#)

[Opdrachten voor troubleshooting](#)

[Voorbeeld van output van foutopsporing](#)

[Gerelateerde informatie](#)

Inleiding

Cisco Secure PIX-firewall-software-releases 6.0 en latere ondersteuningsverbindingen met Cisco VPN-client 3.x en 4.x. Deze voorbeeldconfiguratie toont twee verschillende versies van VPN-clients die verkeer met de PIX verbinden en versleutelen als het tunnel-eindpunt. In deze configuratie wordt een pool van adressen ingesteld die voor IP security (IPSec) moet worden toegewezen.

Voorwaarden

Vereisten

Deze voorbeeldconfiguratie is gebaseerd op de veronderstelling dat PIX al werkt met geschikte statcs, conduits of toegangslijsten. Dit document is niet bedoeld om deze basisconcepten te illustreren, maar om connectiviteit op de PIX van een Cisco VPN-client te tonen.

Gebruikte componenten

De informatie in dit document is gebaseerd op de volgende software- en hardware-versies:

- PIX-software-release 6.2(1)**SN.B.**: Deze instelling is getest op PIX-software-release 6.2(1), maar moet werken aan eerdere releases terug naar 6.0(1) en latere releases.

- Cisco VPN-clientversie 3.6 Rel**N.B.**: Deze instelling is getest op VPN-client v4.0 Rel, maar dient te werken aan eerdere releases terug naar 3.0 en tot de huidige release.

De informatie in dit document is gebaseerd op de apparaten in een specifieke laboratoriumomgeving. Alle apparaten die in dit document worden beschreven, hadden een opgeschoonde (standaard)configuratie. Als uw netwerk live is, moet u de potentiële impact van elke opdracht begrijpen.

Conventies

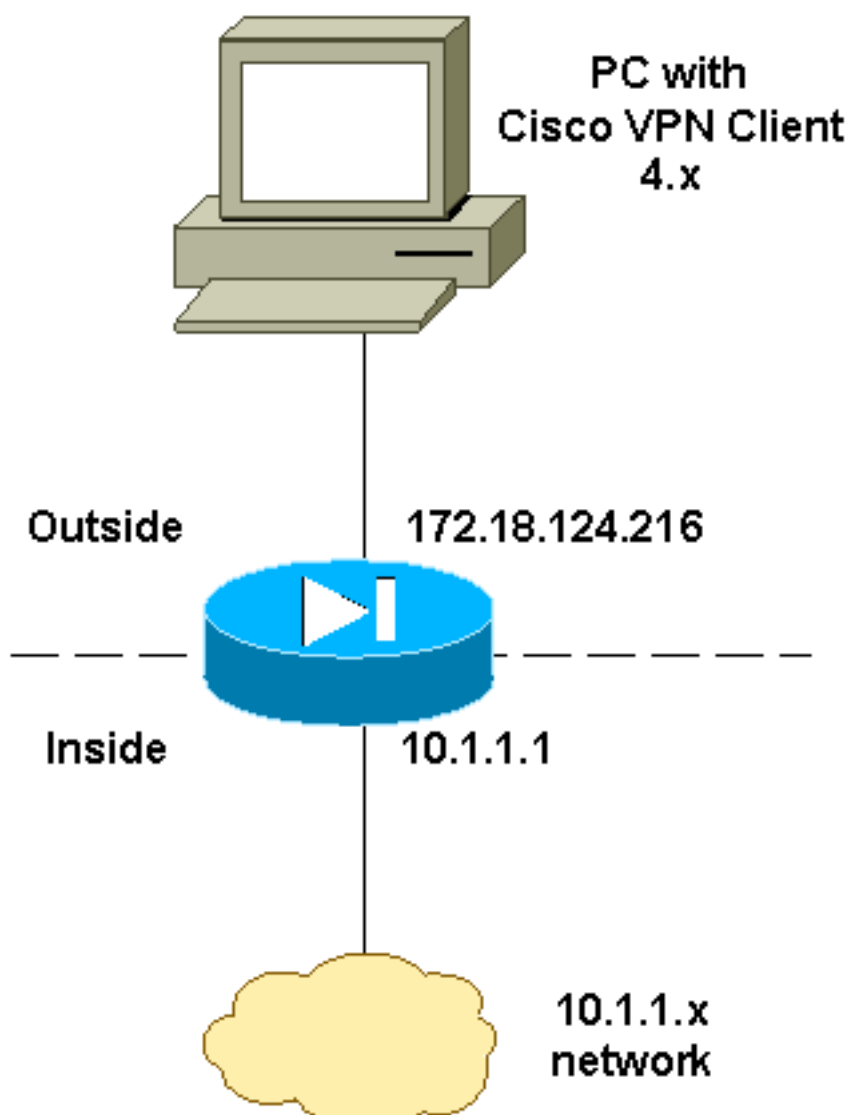
Raadpleeg [Cisco Technical Tips Conventions \(Conventies voor technische tips van Cisco\)](#) voor meer informatie over documentconventies.

Configureren

Deze sectie bevat informatie over het configureren van de functies die in dit document worden beschreven.

Netwerkdigram

Het netwerk in dit document is als volgt opgebouwd:



PIX configureren

N.B.: Gebruik het [Opdrachtupgereedschap](#) ([alleen geregistreerde](#) klanten) om meer informatie te vinden over de opdrachten die in dit document worden gebruikt.

PIX

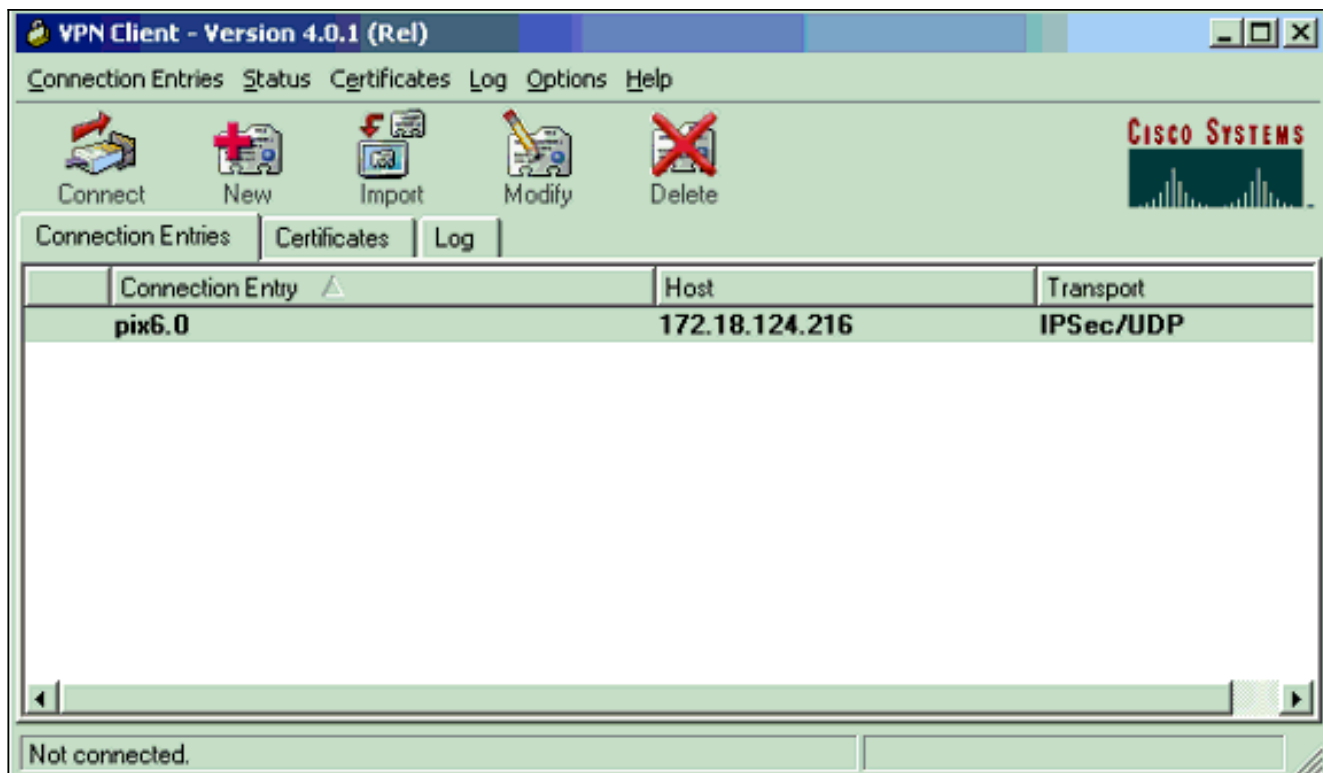
```
PIX Version 6.2(1)
nameif ethernet0 outside security0
nameif ethernet1 inside security100
enable password OnTrBUG1Tp0edmkr encrypted
passwd 2KFQnbNIdI.2KYOU encrypted
hostname goss-d3-pix515b
domain-name rtp.cisco.com
fixup protocol ftp 21
fixup protocol http 80
fixup protocol h323 1720
fixup protocol rsh 514
fixup protocol smtp 25
fixup protocol sqlnet 1521
fixup protocol sip 5060
fixup protocol skinny 2000
names
!
!--- Access list to avoid Network Address Translation
(NAT) !--- on the IPSec packets. access-list 101 permit
ip 10.1.1.0 255.255.255.0 10.1.2.0 255.255.255.0
pager lines 24
interface ethernet0 auto
interface ethernet1 auto
mtu outside 1500
mtu inside 1500
!
!--- IP addresses on the interfaces ip address outside
172.18.124.216 255.255.255.0 ip address inside 10.1.1.1
255.255.255.0 ip audit info action alarm ip audit attack
action alarm ip local pool ippool 10.1.2.1-10.1.2.254
no failover
failover timeout 0:00:00
failover poll 15
failover ip address outside 0.0.0.0
failover ip address inside 0.0.0.0
pdm history enable
arp timeout 14400
!
!--- Binding ACL 101 to the NAT statement to avoid NAT
!--- on the IPSec packets. nat (inside) 0 access-list
101
!
!--- Default route to the Internet. route outside
0.0.0.0 0.0.0.0 172.18.124.1 1 timeout xlate 3:00:00
timeout conn 1:00:00 half-closed 0:10:00 udp 0:02:00 rpc
0:10:00 h323 0:05:00 sip 0:30:00 sip_media 0:02:00
timeout uauth 0:05:00 absolute aaa-server TACACS+
protocol tacacs+ aaa-server RADIUS protocol radius http
server enable http 1.2.3.5 255.255.255.255 inside no
snmp-server location no snmp-server contact snmp-server
community public no snmp-server enable traps floodguard
enable ! !--- The sysopt command avoids conduit !--- on
the IPSec encrypted traffic.
```

```
sysopt connection permit-ipsec
no sysopt route dnat
!
!--- Phase 2 encryption type crypto ipsec transform-set
myset esp-des esp-md5-hmac
crypto dynamic-map dynmap 10 set transform-set myset
crypto map mymap 10 ipsec-isakmp dynamic dynmap
!
!--- Binding the IPSec engine on the outside interface.
crypto map mymap interface outside
!
!--- Enabling Internet Security Association and !--- Key
Management Protocol (ISAKMP) key exchange. isakmp enable
outside
isakmp identity address
!
!--- ISAKMP policy for VPN Client running 3.x or 4.x
code. isakmp policy 10 authentication pre-share
isakmp policy 10 encryption des
isakmp policy 10 hash md5
isakmp policy 10 group 2
isakmp policy 10 lifetime 86400
!
!--- IPSec group configuration for either VPN Client.
vpngroup vpn3000 address-pool ippool
vpngroup vpn3000 dns-server 10.1.1.2
vpngroup vpn3000 wins-server 10.1.1.2
vpngroup vpn3000 default-domain cisco.com
vpngroup vpn3000 idle-time 1800
vpngroup vpn3000 password *****
!--- To allow simultaneous access to the !--- internal
network and to the Internet. vpngroup vpn3000 split-
tunnel 101
telnet timeout 5
ssh timeout 5
terminal width 80
Cryptochecksum:94da63fc0bb8ce167407b3ea21c6642c
: end
[OK]
```

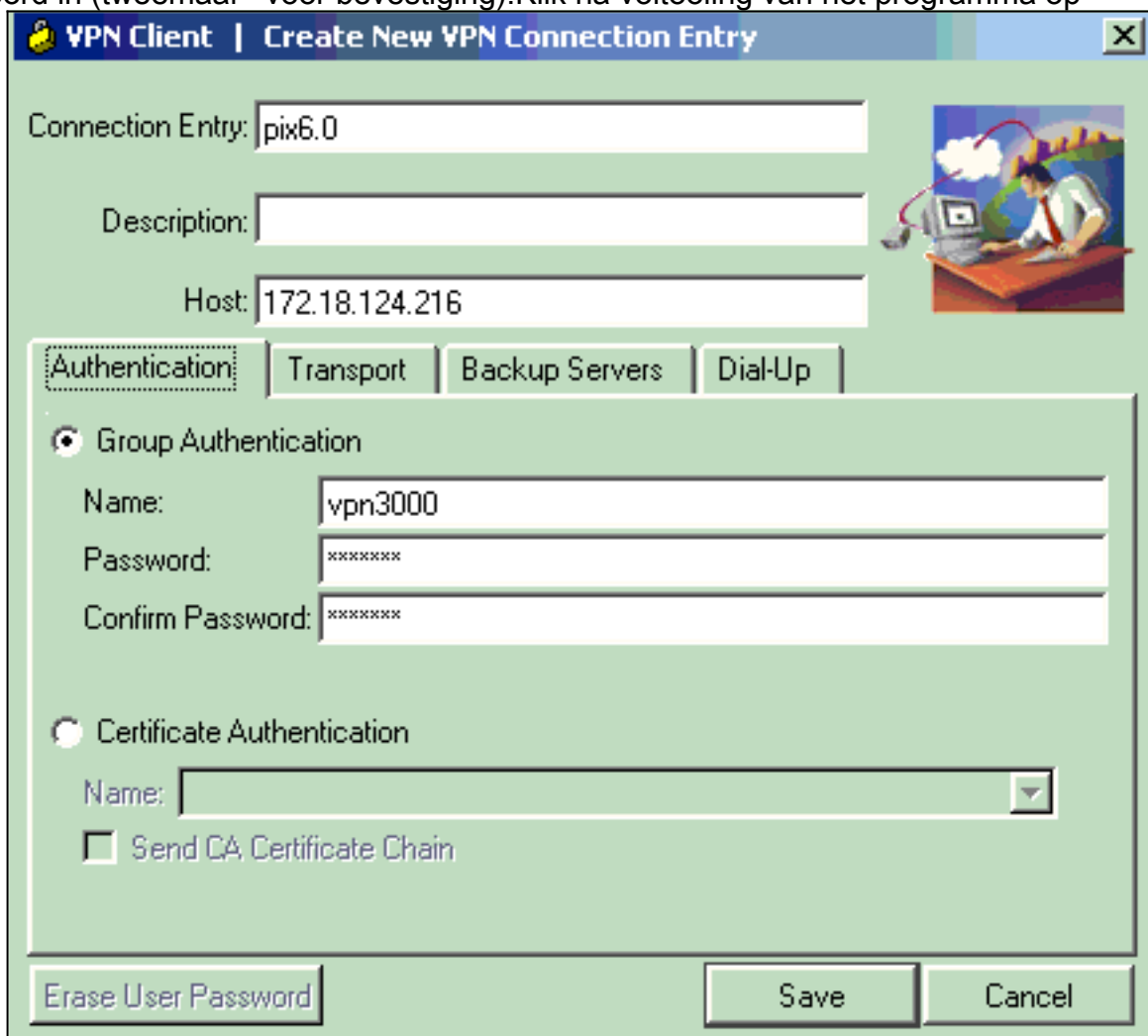
[De Cisco VPN-client configureren](#)

Voltooi deze stappen om een nieuwe verbinding te maken met de VPN-client.

1. Start de VPN-client en klik vervolgens op **New** om een nieuwe verbinding te maken.



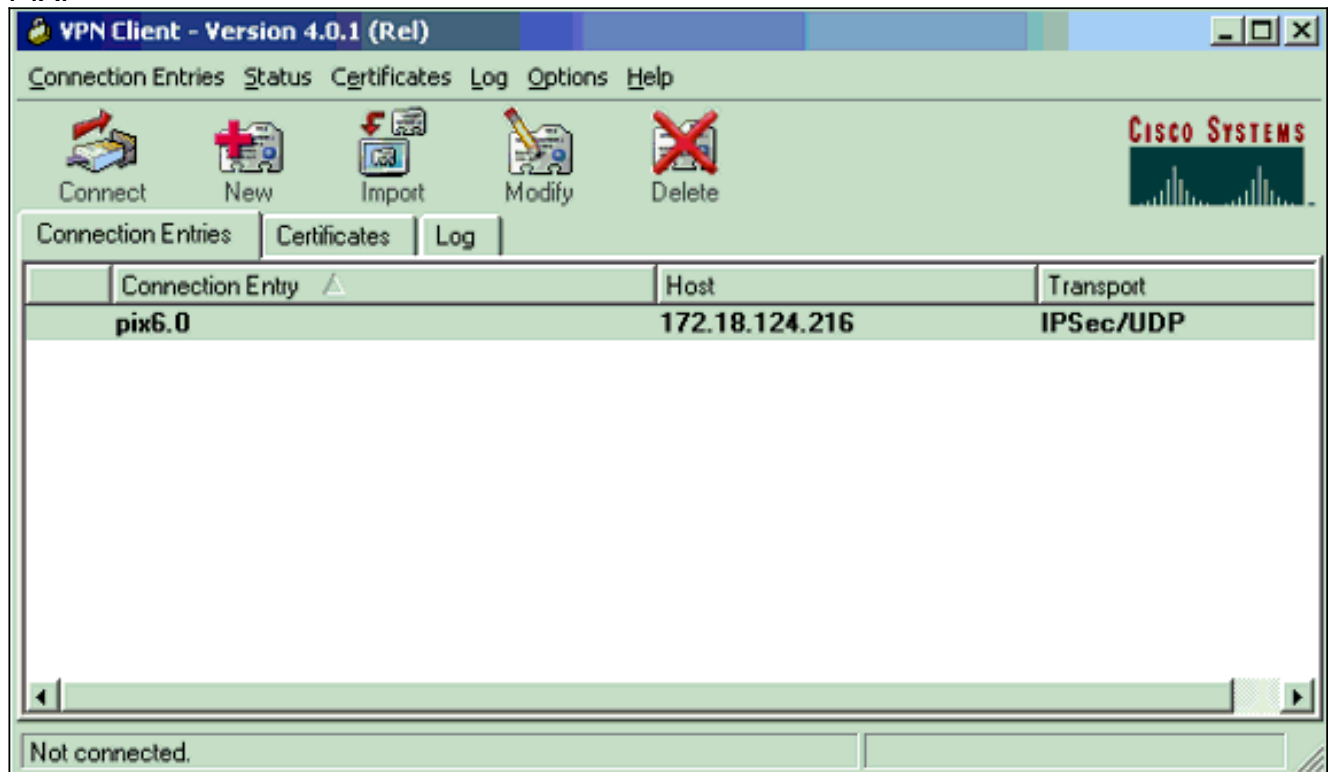
2. Geef configuratieinformatie op voor de nieuwe verbinding. Geef in het veld Toegang tot verbinding een naam aan de ingang toe. Voer in het veld Host het IP-adres van de openbare interface van de PIX in. Kies het tabblad **Verificatie** en voer vervolgens de groep en het wachtwoord in (tweemaal - voor bevestiging). Klik na voltooiing van het programma op



Opslaan.

3. Klik op **Connect** om verbinding te maken met de

PIX.



Verifiëren

Gebruik dit gedeelte om te bevestigen dat de configuratie correct werkt.

Het [Uitvoer Tolk](#) (uitsluitend geregistreeerde klanten) (OIT) ondersteunt bepaalde **show** opdrachten. Gebruik de OIT om een analyse van **tonen** opdrachtoutput te bekijken.

- **toon crypto isakmp sa**-Bekijk alle huidige IKE (Internet Key Exchange) veiligheidsassociaties (SAs) bij een peer.
- **Laat crypto ipsec sa**-View de instellingen zien die door huidige SAs worden gebruikt.

Problemen oplossen

Gebruik dit gedeelte om de configuratie van het probleem op te lossen.

Opdrachten voor troubleshooting

Opmerking: Raadpleeg [Belangrijke informatie over debug Commands](#) voordat u **debug**-opdrachten gebruikt.

- **debug van crypto ipsec:** gebruik om de IPSec-onderhandelingen van fase 2 te zien.
- **debug van crypto isakmp** - gebruik om de ISAKMP-onderhandelingen van fase 1 te zien.
- **debug crypto motor** - toont het verkeer dat wordt versleuteld.

Voorbeeld van output van foutopsporing

Dit is een voorbeeld van een goede debug die met de Cisco VPN 3.0.x-client is gegenereerd:

```
goss-d3-pix515b#debug crypto isakmp
goss-d3-pix515b#debug crypto ipsec
goss-d3-pix515b#debug crypto engine
goss-d3-pix515b#show debug
debug crypto ipsec 1
debug crypto isakmp 1
debug crypto engine
debug fover status
    tx      Off
    rx      Off
    open    Off
    cable   Off
    txdmp   Off
    rxdmp   Off
    ifc     Off
    rxip    Off
    txip    Off
    get     Off
    put     Off
    verify  Off
    switch  Off
    fail    Off
    fmsg    Off
goss-d3-pix515b# goss-d3-pix515b#
crypto_isakmp_process_block: src 172.18.124.96, dest 172.18.124.216
OAK_AG exchange
ISAKMP (0): processing SA payload. message ID = 0

ISAKMP (0): Checking ISAKMP transform 1 against priority 10 policy
ISAKMP:      encryption 3DES-CBC
ISAKMP:      hash SHA
ISAKMP:      default group 2
ISAKMP:      extended auth pre-share
ISAKMP:      life type in seconds
ISAKMP:      life duration (VPI) of 0x0 0x20 0xc4 0x9b
ISAKMP (0): atts are not acceptable. Next payload is 3
ISAKMP (0): Checking ISAKMP transform 2 against priority 10 policy
ISAKMP:      encryption 3DES-CBC
ISAKMP:      hash MD5
ISAKMP:      default group 2
ISAKMP:      extended auth pre-share
ISAKMP:      life type in seconds
ISAKMP:      life duration (VPI) of 0x0 0x20 0xc4 0x9b
ISAKMP (0): atts are not acceptable. Next payload is 3
ISAKMP (0): Checking ISAKMP transform 3 against priority 10 policy
ISAKMP:      encryption 3DES-CBC
ISAKMP:      hash SHA
ISAKMP:      default group 2
ISAKMP:      auth pre-share
ISAKMP:      life type in seconds
ISAKMP:      life duration (VPI) of 0x0 0x20 0xc4 0x9b
ISAKMP (0): atts are not acceptable. Next payload is 3
ISAKMP (0): Checking ISAKMP transform 4 against priority 10 policy
ISAKMP:      encryption 3DES-CBC
ISAKMP:      hash MD5
ISAKMP:      default group 2
ISAKMP:      auth pre-share
ISAKMP:      life type in seconds
ISAKMP:      life duration (VPI) of 0x0 0x20 0xc4 0x9b
ISAKMP (0): atts are not acceptable. Next payload is 3
ISAKMP (0): Checking ISAKMP transform 5 against priority 10 policy
ISAKMP:      encryption DES-CBC
```

```
ISAKMP:      hash SHA
ISAKMP:      default group 2
ISAKMP:      extended auth pre-share
ISAKMP:      life type in seconds
ISAKMP:      life duration (VPI) of  0x0 0x20 0xc4 0x9b
ISAKMP (0):  atts are not acceptable. Next payload is 3
ISAKMP (0):  Checking ISAKMP transform 6 against priority 10 policy
ISAKMP:      encryption DES-CBC
ISAKMP:      hash MD5
ISAKMP:      default group 2
ISAKMP:      extended auth pre-share
ISAKMP:      life type in seconds
ISAKMP:      life duration (VPI) of  0x0 0x20 0xc4 0x9b
ISAKMP (0):  atts are not acceptable. Next payload is 3
ISAKMP (0):  Checking ISAKMP transform 7 against priority 10 policy
ISAKMP:      encryption DES-CBC
ISAKMP:      hash SHA
ISAKMP:      default group 2
ISAKMP:      auth pre-share
ISAKMP:      life type in seconds
ISAKMP:      life duration (VPI) of  0x0 0x20 0xc4 0x9b
ISAKMP (0):  atts are not acceptable. Next payload is 3
ISAKMP (0):  Checking ISAKMP transform 8 against priority 10 policy
ISAKMP:      encryption DES-CBC
ISAKMP:      hash MD5
ISAKMP:      default group 2
ISAKMP:      auth pre-share
ISAKMP:      life type in seconds
ISAKMP:      life duration (VPI) of  0x0 0x20 0xc4 0x9b
ISAKMP (0): atts are acceptable. Next payload is 0
ISAKMP (0):  processing KE payload. message ID = 0

ISAKMP (0):  processing NONCE payload. message ID = 0

ISAKMP (0):  processing ID payload. message ID = 0
ISAKMP (0):  processing vendor id payload

ISAKMP (0):  processing vendor id payload

ISAKMP (0):  remote peer supports dead peer detection

ISAKMP (0):  processing vendor id payload

ISAKMP (0):  speaking to a Unity client

ISAKMP: Created a peer node for 172.18.124.96
ISAKMP (0):  ID payload
      next-payload : 10
      type          : 1
      protocol      : 17
      port          : 500
      length        : 8
ISAKMP (0):  Total payload length: 12
return status is IKMP_NO_ERROR
crypto_isakmp_process_block: src 172.18.124.96, dest 172.18.124.216
OAK_AG exchange
ISAKMP (0):  processing HASH payload. message ID = 0
ISAKMP (0):  processing NOTIFY payload 24578 protocol 1
      spi 0, message ID = 0
ISAKMP (0):  processing notify INITIAL_CONTACT
IPSEC(key_engine): got a queue event...
IPSEC(key_engine_delete_sas): rec'd delete notify from ISAKMP
IPSEC(key_engine_delete_sas): delete all SAs shared
      with 172.18.124.96
```



```
ISAKMP (0): SA has been authenticated
return status is IKMP_NO_ERROR
crypto_isakmp_process_block: src 172.18.124.96, dest 172.18.124.216
ISAKMP_TRANSACTION exchange
ISAKMP (0:0): processing transaction payload
    from 172.18.124.96. message ID = 0
ISAKMP: Config payload CFG_REQUEST
ISAKMP (0:0): checking request:
ISAKMP: attribute    IP4_ADDRESS (1)
ISAKMP: attribute    IP4_NETMASK (2)
ISAKMP: attribute    IP4_DNS (3)
ISAKMP: attribute    IP4_NBNS (4)
ISAKMP: attribute    ADDRESS_EXPIRY (5)
    Unsupported Attr: 5
ISAKMP: attribute    APPLICATION_VERSION (7)
    Unsupported Attr: 7
ISAKMP: attribute    UNKNOWN (28672)
    Unsupported Attr: 28672
ISAKMP: attribute    UNKNOWN (28673)
    Unsupported Attr: 28673
ISAKMP: attribute    UNKNOWN (28674)
ISAKMP: attribute    UNKNOWN (28676)
ISAKMP: attribute    UNKNOWN (28679)
    Unsupported Attr: 28679
ISAKMP (0:0): responding to peer config from 172.18.124.96.
    ID = 525416177
return status is IKMP_NO_ERROR
crypto_isakmp_process_block: src 172.18.124.96, dest 172.18.124.216
OAK_QM exchange
oakley_process_quick_mode:
OAK_QM_IDLE
ISAKMP (0): processing SA payload. message ID = 805890102

ISAKMP : Checking IPsec proposal 1

ISAKMP: transform 1, ESP_3DES
ISAKMP:  attributes in transform:
ISAKMP:    authenticator is HMAC-MD5
ISAKMP:    encaps is 1
ISAKMP:    SA life type in seconds
ISAKMP:    SA life duration (VPI) of  0x0 0x20 0xc4 0x9b
IPSEC(validate_proposal): transform proposal (prot 3, trans 3,
    hmac_alg 1) not supported

ISAKMP (0): atts not acceptable. Next payload is 0
ISAKMP (0): skipping next ANDED proposal (1)
ISAKMP : Checking IPsec proposal 2

ISAKMP: transform 1, ESP_3DES
ISAKMP:  attributes in transform:
ISAKMP:    authenticator is HMAC-SHA
ISAKMP:    encaps is 1
ISAKMP:    SA life type in seconds
ISAKMP:    SA life duration (VPI) of  0x0 0x20 0xc4 0x9b
IPSEC(validate_proposal): transform proposal (prot 3, trans 3,
    hmac_alg 2) not supported

ISAKMP (0): atts not acceptable. Next payload is 0
ISAKMP (0): skipping next ANDED proposal (2)
ISAKMP : Checking IPsec proposal 3

ISAKMP: transform 1, ESP_3DES
ISAKMP:  attributes in transform:
```

ISAKMP: authenticator is HMAC-MD5
ISAKMP: encaps is 1
ISAKMP: SA life type in seconds
ISAKMP: SA life duration (VPI) of 0x0 0x20 0xc4 0x9b
IPSEC(validate_proposal): transform proposal (prot 3, trans 3,
 hmac_alg 1) not supported

ISAKMP (0): atts not acceptable. Next payload is 0
ISAKMP : Checking IPsec proposal 4

ISAKMP: transform 1, ESP_3DES
ISAKMP: attributes in transform:
ISAKMP: authenticator is HMAC-SHA
ISAKMP: encaps is 1
ISAKMP: SA life type in seconds
ISAKMP: SA life duration (VPI) of 0x0 0x20 0xc4 0x9b
IPSEC(validate_proposal): transform proposal (prot 3, trans 3,
 hmac_alg 2) not supported

ISAKMP (0): atts not acceptable. Next payload is 0
ISAKMP : Checking IPsec proposal 5

ISAKMP: transform 1, ESP_DES
ISAKMP: attributes in transform:
ISAKMP: authenticator is HMAC-MD5
ISAKMP: encaps is 1
ISAKMP: SA life type in seconds
ISAKMP: SA life duration (VPI) of 0x0 0x20 0xc4 0x9b
ISAKMP (0): atts are acceptable.
ISAKMP (0): bad SPI size of 2 octets!
ISAKMP : Checking IPsec proposal 6

ISAKMP: transform 1, ESP_DES
ISAKMP: attributes in transform:
ISAKMP: authenticator is HMAC-SHA
ISAKMP: encaps is 1
ISAKMP: SA life type in seconds
ISAKMP: SA life duration (VPI) of 0x0 0x20 0xc4 0x9b
IPSEC(validate_proposal): transform proposal (prot 3, trans 2,
 hmac_alg 2) not supported

ISAKMP (0): atts not acceptable. Next payload is 0
ISAKMP (0): skipping next ANDED proposal (6)
ISAKMP : Checking IPsec proposal 7

ISAKMP: transform 1, ESP_DES
ISAKMP: attributes in transform:
ISAKMP: authenticator is HMAC-MD5
ISAKMP: encaps is 1
ISAKMP: SA life type in seconds
ISAKMP: SA life duration (VPI) of 0x0 0x20 0xc4 0x9b

ISAKMP (0): atts are acceptable.

IPSEC(validate_proposal_request): proposal part #1,
 (key eng. msg.) dest= 172.18.124.216, src= 172.18.124.96,
 dest_proxy= 172.18.124.216/255.255.255.255/0/0 (type=1),
 src_proxy= 10.1.2.1/255.255.255.255/0/0 (type=1),
 protocol= ESP, transform= esp-des esp-md5-hmac ,
 lifedur= 0s and 0kb,
 spi= 0x0(0), conn_id= 0, keysize= 0, flags= 0x4

ISAKMP (0): processing NONCE payload. message ID = 805890102

ISAKMP (0): processing ID payload. message ID = 805890102
ISAKMP (0): ID_IPV4_ADDR src 10.1.2.1 prot 0 port 0

```
ISAKMP (0): processing ID payload. message ID = 805890102
ISAKMP (0): ID_IPV4_ADDR dst 172.18.124.216 prot 0 port 0
IPSEC(key_engine): got a queue event...
IPSEC(spi_response): getting spi 0x13b00d31(330304817) for SA
    from 172.18.124.96 to 172.18.124.216 for prot 3

return status is IKMP_NO_ERROR
crypto_isakmp_process_block: src 172.18.124.96, dest 172.18.124.216
OAK_QM exchange
oakley_process_quick_mode:
OAK_QM_IDLE
ISAKMP (0): processing SA payload. message ID = 935083707

ISAKMP : Checking IPsec proposal 1

ISAKMP: transform 1, ESP_3DES
ISAKMP:  attributes in transform:
ISAKMP:      authenticator is HMAC-MD5
crypto_isakmp_process_block: src 172.18.124.96, dest 172.18.124.216
OAK_QM exchange
oakley_process_quick_mode:
OAK_QM_AUTH_AWAITmap_alloc_entry: allocating entry 1
map_alloc_entry: allocating entry 2
ISAKMP (0): Creating IPsec SAs
    inbound SA from 172.18.124.96 to 172.18.124.216
(proxy 10.1.2.1 to 172.18.124.216)
    has spi 330304817 and conn_id 1 and flags 4
    lifetime of 2147483 seconds
    outbound SA from 172.18.124.216 to 172.18.124.96
(proxy 172.18.124.216 to 10.1.2.1)
    has spi 2130279708 and conn_id 2 and flags 4
    lifetime of 2147483 secondsIPSEC(key_engine): got a queue event...
IPSEC(initialize_sas): ,
    (key eng. msg.) dest= 172.18.124.216, src= 172.18.124.96,
    dest_proxy= 172.18.124.216/0.0.0.0/0/0 (type=1),
    src_proxy= 10.1.2.1/0.0.0.0/0/0 (type=1),
    protocol= ESP, transform= esp-des esp-md5-hmac ,
    lifedur= 2147483s and 0kb,
    spi= 0x13b00d31(330304817), conn_id= 1, keysize= 0, flags= 0x4
IPSEC(initialize_sas): ,
    (key eng. msg.) src= 172.18.124.216, dest= 172.18.124.96,
    src_proxy= 172.18.124.216/0.0.0.0/0/0 (type=1),
    dest_proxy= 10.1.2.1/0.0.0.0/0/0 (type=1),
    protocol= ESP, transform= esp-des esp-md5-hmac ,
    lifedur= 2147483s and 0kb,
    spi= 0x7ef97d1c(2130279708), conn_id= 2, keysize= 0, flags= 0x4

return status is IKMP_NO_ERROR
crypto_isakmp_process_block: src 172.18.124.96, dest 172.18.124.216
OAK_QM exchange
oakley_process_quick_mode:
OAK_QM_AUTH_AWAITmap_alloc_entry: allocating entry 3
map_alloc_entry: allocating entry 4

ISAKMP (0): Creating IPsec SAs
    inbound SA from 172.18.124.96 to 172.18.124.216
(proxy 10.1.2.1 to 0.0.0.0)
    has spi 4139858833 and conn_id 3 and flags 4
    lifetime of 2147483 seconds
    outbound SA from 172.18.124.216 to 172.18.124.96 (
proxy 0.0.0.0 to 10.1.2.1)
    has spi 1487433401 and conn_id 4 and flags 4
    lifetime of 2147483 seconds
IPSEC(key_engine): got a queue event...
```

```
IPSEC(initialize_sas): ,
(key eng. msg.) dest= 172.18.124.216, src= 172.18.124.96,
  dest_proxy= 0.0.0.0/0.0.0.0/0/0 (type=4),
  src_proxy= 10.1.2.1/0.0.0.0/0/0 (type=1),
  protocol= ESP, transform= esp-des esp-md5-hmac ,
  lifedur= 2147483s and 0kb,
  spi= 0xf6IPSEC(initialize_sas): ,
(key eng. msg.) src= 172.18.124.216, dest= 172.18.124.96,
  src_proxy= 0.0.0.0/0.0.0.0/0/0 (type=4),
  dest_proxy= 10.1.2.1/0.0.0.0/0/0 (type=1),
  protocol= ESP, transform= esp-des esp-md5-hmac ,
  lifedur= 2147483s and 0kb,
  spi= 0x58a86eb9(1487433401), conn_id= 4, keysize= 0, flags= 0x4

return status is IKMP_NO_ERROR
crypto_isakmp_process_block: src 172.18.124.96, dest 172.18.124.216
ISAKMP (0): processing NOTIFY payload 36136 protocol 1
  spi 0, message ID = 1617869510
ISAKMP (0): received DPD_R_U_THERE from peer 172.18.124.96
ISAKMP (0): sending NOTIFY message 36137 protocol 1
return status is IKMP_NO_ERR_NO_TRANS
goss-d3-pix515b#
goss-d3-pix515b#
goss-d3-pix515b#no debug crypto isakmp
goss-d3-pix515b#no debug crypto ipsec
goss-d3-pix515b#no debug crypto engine
goss-d3-pix515b#
```

[Gerelateerde informatie](#)

- [IPsec-ondersteuningspagina's](#)
- [Opdrachtreferenties van Cisco Secure PIX-firewall](#)
- [Ondersteuning van Cisco PIX 500 Series security applicaties](#)
- [Verzoek om opmerkingen \(RFC's\)](#)
- [Technische ondersteuning en documentatie – Cisco Systems](#)