

# Rehost-licenties tussen MC3GX60V lijnkaarten in een uBR10012 router

## Inhoud

[Inleiding](#)

[Gebruikte componenten](#)

[Vereisten](#)

[Procedure](#)

[Stap 1: Ontvang het apparaat Credentials](#)

[Stap 2: Licentieoverdracht aanvragen op licentieportal](#)

[Stap 2.1 Kies een bron voor de licentieverkeer](#)

[Stap 2.2 Specificeer doelgericht voor licentieverkeer](#)

[Stap 2.3 genereren het toegangsbewijs voor licentieoverdracht](#)

[Stap 3: Trek de licentie op bron-LC in](#)

[Stap 4: Ontvang nieuwe licentie voor target-LC op licentiepatroon](#)

[Stap 4.1: Voer informatie over herhost in](#)

[Stap 4.2: Licentiebestand genereren voor doel LC](#)

[Stap 5: Installeer de nieuwe licentie op de beoogde LC.](#)

[Stap 5.1: licentiebestand naar CMTS kopiëren](#)

[Stap 5.2: Controleer de huidige licentiestatus voordat u de nieuwe licentie installeert op het doelprogramma voor LC](#)

[Stap 5.3: Installeer nieuwe licentie op target-LC](#)

[Stap 5.4: Controleer de licentiestatus na de installatie](#)

## Inleiding

In dit document wordt de procedure beschreven voor het opnieuw organiseren of met andere woorden overdragen van de licenties tussen 2 lijnkaarten (LC) van een uBR1002. In dit voorbeeld worden 2 DS x 2 US-licenties van lijnkaartsleuf 8/1 (die oorspronkelijk 72x60 heeft) overgedragen naar lijnkaartsleuf 8/0 (die oorspronkelijk 60x16 heeft) op Cisco uBR-MC3GX-60V lijnkaart.

Bijdrage van: Shawn Dashuai Zhang & Andy Lau

Bewerkt door: Kumar Sridhar

## Gebruikte componenten

Cisco uBR10012 universele breedbandrouter

MC3GC60V lijnkaarten

## Vereisten

Een logbestand op account met [Cisco.com](https://cisco.com)

Toegang tot Cisco Licentieportal <https://slexui.cloudapps.cisco.com/SWIFT/LicensingUI/Quickstart#>

# Procedure

Hieronder volgen de stappen die nodig zijn om de licenties in sleuf 8/0 van de bronkaart terug te brengen naar de doelkaart:

Stap 1: Ontvang de licentie-gecrediteerd door de bron LC.

Stap 2: Licentieoverdracht aanvragen op licentieportal.

Stap 3: Trek de licentie op bron-LC in.

Stap 4: Ontvang een nieuwe licentie voor target-LC op licentieportal.

Stap 5: Installeer de nieuwe licentie op de beoogde LC.

## Stap 1: Ontvang het apparaat Credentials

Met behulp van de hieronder weergegeven opdrachten slaat u de lichtgelovigen van LC 8/1 op disk0 op als "81\_cred.txt". U kunt de inhoud van het bestand weergegeven met behulp van de **meer** opdracht, gevolgd door de bestandsnaam:

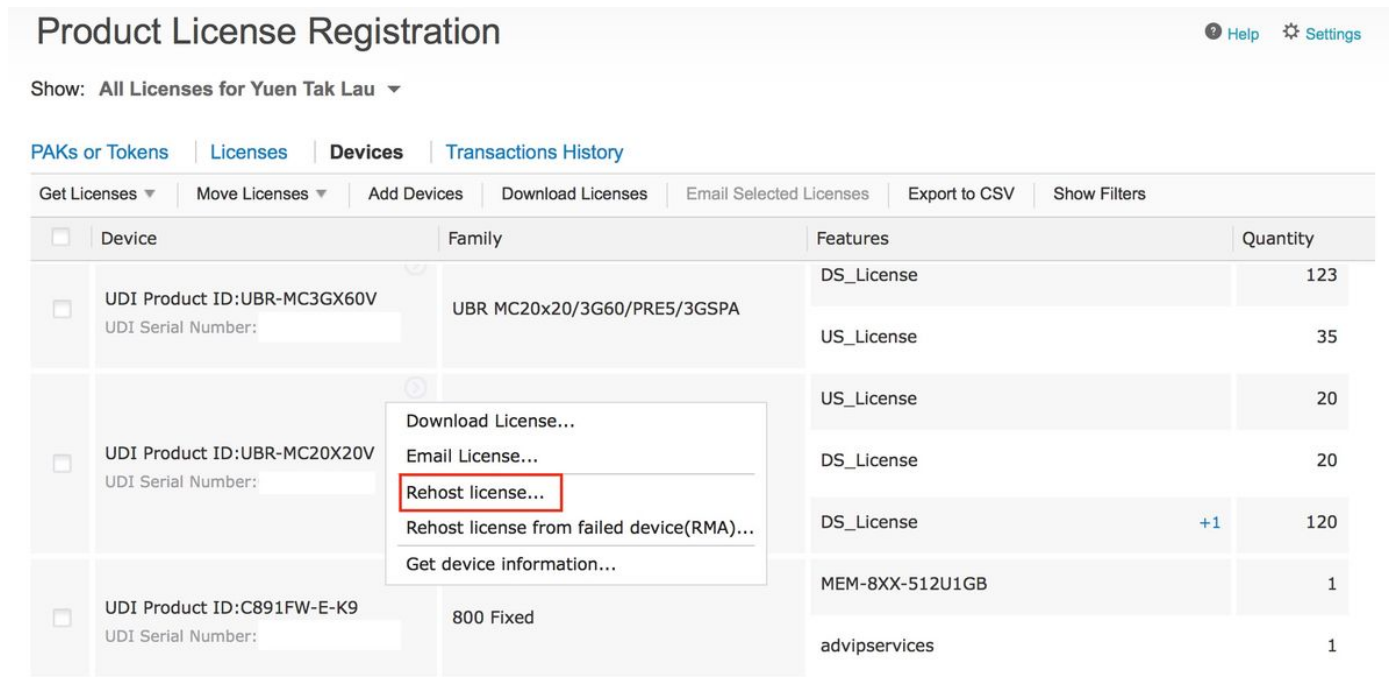
```
ubr10012-1#show license udi
```

SlotID	PID	SN	UDI
7/0	UBR-MC20X20V	CAT1441E0L2	UBR-MC20X20V:CAT1441E0L2
7/1	UBR-MC20X20V	CAT1441E0KH	UBR-MC20X20V:CAT1441E0KH
8/0	UBR-MC3GX60V	CAT1616E015	UBR-MC3GX60V:CAT1616E015

```
8/1 UBR-MC3GX60V CAT1435E0TZ UBR-MC3GX60V:CAT1435E0TZ ubr10012-1#license save credential
disk0:81_cred.txt subslot 8/1 Device credential saved ..... to disk0:81_cred.txt ubr10012-1#more
disk0:81_cred.txt <?xml version="1.0" encoding="UTF-8"?><CISCO_WT_ARTIFACTS
version="1.0"><CISCO_WT_REHOST_ARTIFACT version="1.0"><HEADER><ARTIFACT_TYPE>Device
Credentials</ARTIFACT_TYPE><ARTIFACT_VERSION>1.0</ARTIFACT_VERSION><TRANSACTION_ID>T and I trans
id</TRANSACTION_ID><UDI><PID>UBR-
MC3GX60V</PID><SN>CAT1435E0TZ</SN></UDI><SOURCE>Device</SOURCE><CREATE_DATE>2013-07-
04T13:25:25.307Z</CREATE_DATE><ARTIFACT_INFO>T and art
info</ARTIFACT_INFO></HEADER><CONTENT><DECIPHER_INFO
encoding="BASE64">AAEAAgAOAA4AhQEBgABlBM8UMnw+NZxyfVWqIFuiug7aqRoKmf06/hOkQuoe706yxkteiCMZrEE592
0+SxD6TTEHBqlf9YHxgv6yguQ9hM+JXLASZRPh5ijSyTfHc0eATvmwtlxEv17kMmIjpxM1Z7/tKd4AAAAAAAAAAAAAAAAAAAA
AAAAAAAAAAAAAAAAAAAA=</DECIPHER_INFO><CORE_DATA><CIPHER_DATA
encoding="BASE64">AAEAAgAPAA8DhAAPABAN/1bTrMxBGdHYqWuzbUD5rFvGVudf1BuINdnRkIPaksB00Vs96Zw5U5tYt
xK0nixv11z1UTtvJhxyK2r+lHG1UcZhn4ZPLIYWcJTMSPqPANPeI6rE324hkaT+NveeQxQfdVAp+uGu3/CKesJbfa3x0qyqM
cevT2mUfC2aZY21Lbga9mv8dhN1SUTKN0uDGPChaHNw+VKXfLh0Y/rGurwVb63UsRkoIglef5Iw5bDhMZ6y2RiJy+VR7LvBZ
MZialAouROg7XiRwFjqGOMsahKrKTF+aMFBNBdHiOgZAYP7QnaiKNwsFHnU0Wky1EzqbCBYce6CBrMMWDWLE30z68j/5roX1
m2cUHYEJAmGUBmChreBeEa44SHyQkTKQ1pv2213nhKv4PZ5cL5JIQs6xZMY6mcNj1f0uuUXIKswWrRj7TOGnQJCSB+cP9POu
JIz8cQrXopc1P+McA/TdNv9K0usJOnUJZVCc2ZvS2B6XaLdAGssGbL0W3dlqyKpcushbLZ6s1F7h0vuQ4N56pScxO+PiE4VF
rz4G1U9JfWgt/G1hF359yNtaBBikxml37A5uwoDT5cmfLpJL48kWSi/9qunQ2mvmxxgRit+tmY3SxQtcx2GgmiPGNVTX8W1
hheo1DMRiLNYxmfRMP9vK27rcpsS4fEN2bK0hkaPDMfQDzx+/MsNS/38vSrHWkWRoe9xM0cAyBYJgX7jr4hYed0F0g6QD+9U
vm8Ski0UMBmCaAZJHZJcgaC8BGvhZvbnDVPBoHq1+8P1t129YSFCg8GfJ1XHAMtqRB+kxZihVcRmD5eG6o70s2h/kt9ozteq
jMVraDEURxFY4SSr7Wym1Oa0e7WAP0rrCBUnMV18bkNW22Ju5OeytNGHvKz9mjDFeFqMzegHrQJSQeMQD0h+UrR1S9qzpls8
5FL1sb6J7S1HvGMFdkTq3ITuqcmxMdgukZLP3prfWYc5ZamtZ256B/ZdGiNowePzbvaFwWUAYwQsLYDBrPmT80Bfm4Sveka6
ZSyexnkJevGipqW0QOm9ATZqplm60Lfwl0NpNTBVvv3Izin8M7h4SnAsRq59Kw5E4RgsraIgGyhtbDbEn6109MegKb/hwErF
10541z4DSfPdWUeiBrGziv9/D9fik6NZ2/v1vOePYZTRehZ1UkOJpleZwi817qRKZtBcHLXonc95q01w==</CIPHER_DATA>
</CORE_DATA><SIGNATURE_INFO
encoding="BASE64">AAEAAgALAA8AVAECAQnWYWA7F1UKowplFYRGINxVEf2ThwAAAAAAAAAAAAAAAAABImmNxd3wi3ESvX6T
CYfl8ffm9kRCY+zaQAc3ley0iCvh5/4qa2t4Ns1is+icrxrw==</SIGNATURE_INFO></CONTENT></CISCO_WT_REHOST_A
RTIFACT></CISCO_WT_ARTIFACTS> ubr10012-1#
```

## Stap 2: Licentieoverdracht aanvragen op licentieportal

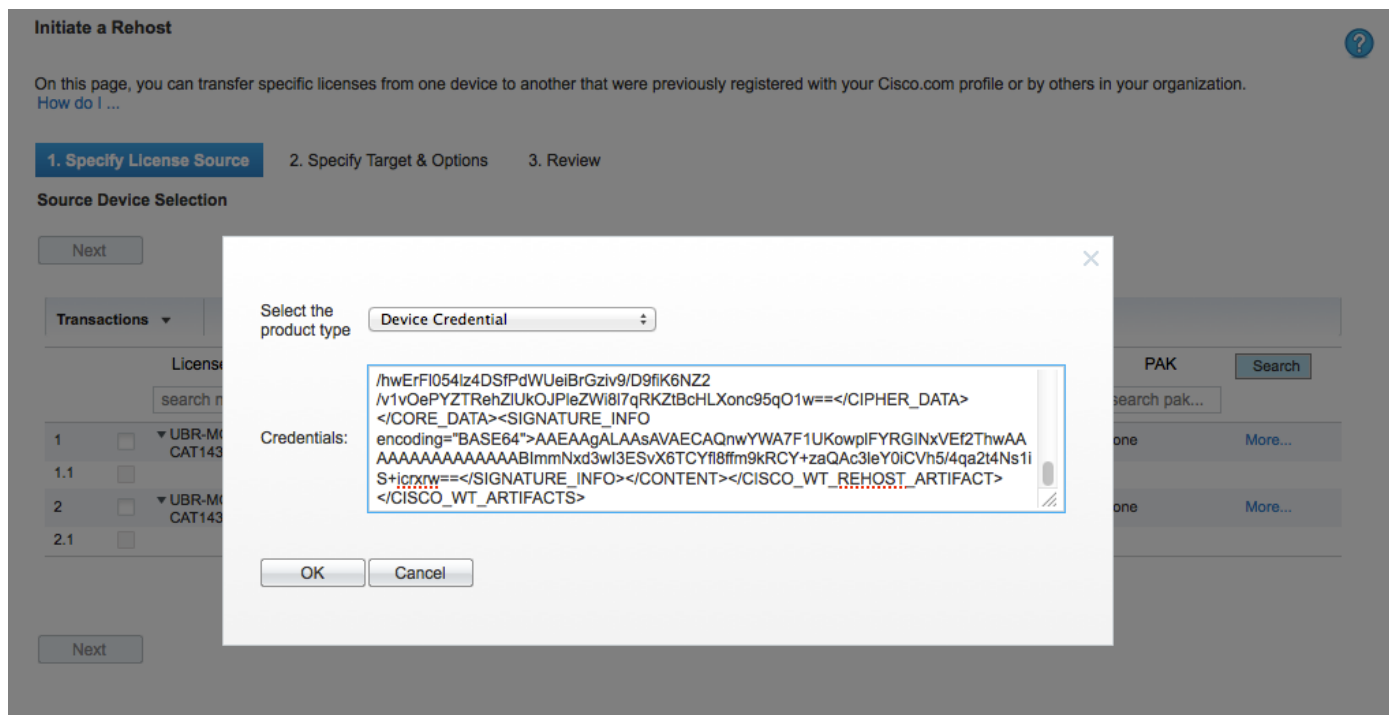
Ga naar <https://slexui.cloudapps.cisco.com/SWIFT/LicensingUI/Quickstart#> website, selecteer het apparaat van "Apparaten", klik op blauw ">" om "Rehost-licentie te selecteren..." en plak het apparaat gecrediteerd (van de meer opdrachtoutput zoals in Stap 1) om een licentieoverdracht te registreren en aan te vragen:



The screenshot shows the 'Product License Registration' interface. At the top, there are tabs for 'PAKs or Tokens', 'Licenses', 'Devices', and 'Transactions History'. Below the tabs is a table with columns for 'Device', 'Family', 'Features', and 'Quantity'. A context menu is open over one of the rows, with the 'Rehost license...' option highlighted in red. The table contains the following data:

Device	Family	Features	Quantity
UDI Product ID:UBR-MC3GX60V UDI Serial Number:	UBR MC20x20/3G60/PRE5/3GSPA	DS_License	123
		US_License	35
		US_License	20
UDI Product ID:UBR-MC20X20V UDI Serial Number:		DS_License	20
		DS_License	+1 120
UDI Product ID:C891FW-E-K9 UDI Serial Number:	800 Fixed	MEM-8XX-512U1GB	1
		advipservices	1

Als u het apparaat niet in het CCO-profiel ziet, klikt u op "Apparaten toevoegen" en vervolgens voegt u het apparaat toe aan uw CCO-profiel.



The screenshot shows the 'Initiate a Rehost' dialog box. It has three steps: '1. Specify License Source', '2. Specify Target & Options', and '3. Review'. The 'Source Device Selection' section is active. A text area contains the following license key:

```
/hwErFI054Iz4DSfPdWUeIbrGziv9/D9fIK6NZ2  
/1vOePYZTRehZIUkOJPlEzWl8I7qRKZtBcHLXonc95qO1w==</CIPHER_DATA>  
</CORE_DATA><SIGNATURE_INFO  
encoding="BASE64">AAEAAGALAAAsAVAECAQnwYWA7F1UKowplFYRGInxVEf2ThwAA  
AAAAAAAAAAAAABImmNxd3wI3ESvX6TCYfI8ffm9kRCY+zaQAc3leY0iCVh5/4qa2t4Ns1I  
S+icrxrw==</SIGNATURE_INFO></CONTENT></CISCO_WT_REHOST_ARTIFACT>  
</CISCO_WT_ARTIFACTS>
```

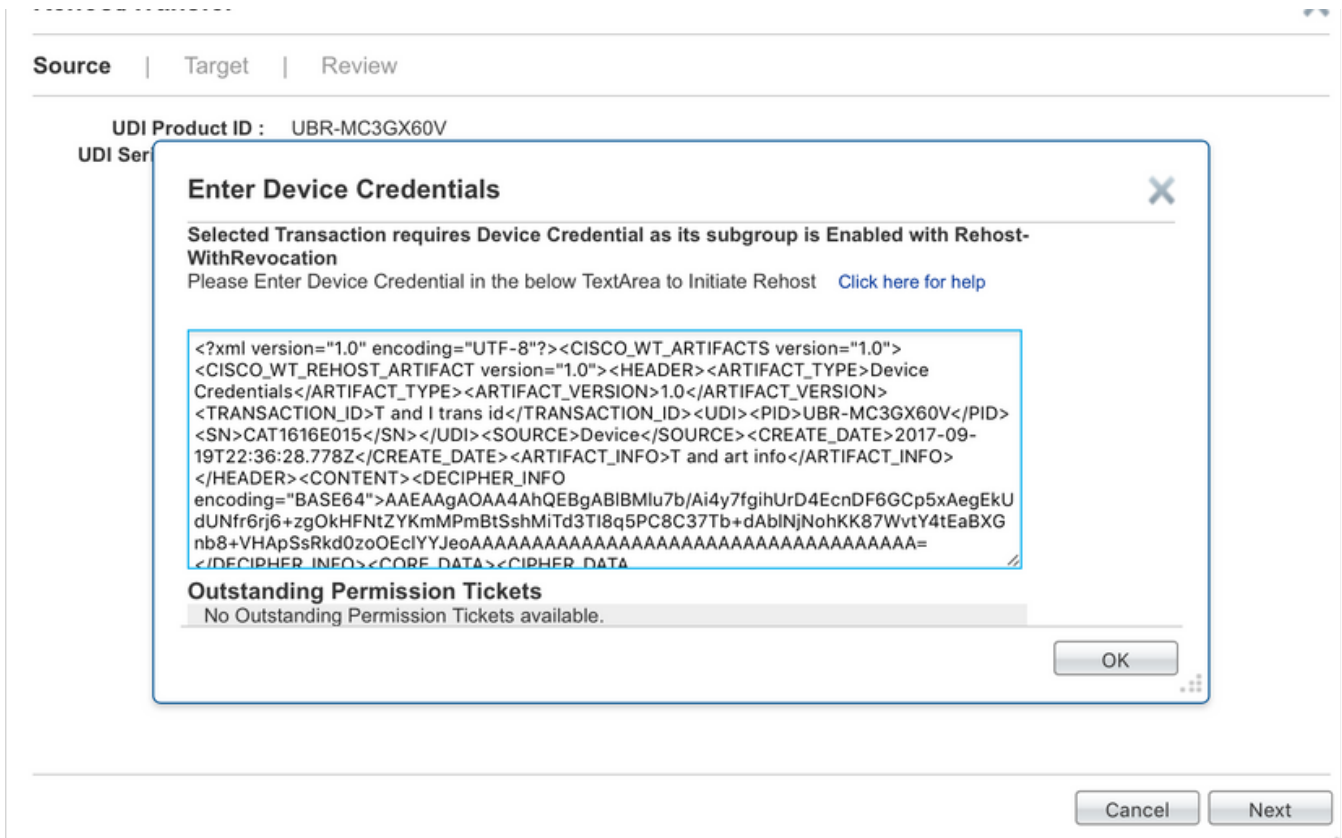
Below the text area are 'OK' and 'Cancel' buttons.

Nadat u het apparaat hebt toegevoegd, ziet u de bijbehorende licentie op de webpagina.

### Stap 2.1 Kies een bron voor de licentieverkeer

Selecteer de licentie die u wilt overdragen:

Vul het tekstvak op met het apparaat dat u in Stap 2 hebt verkregen.

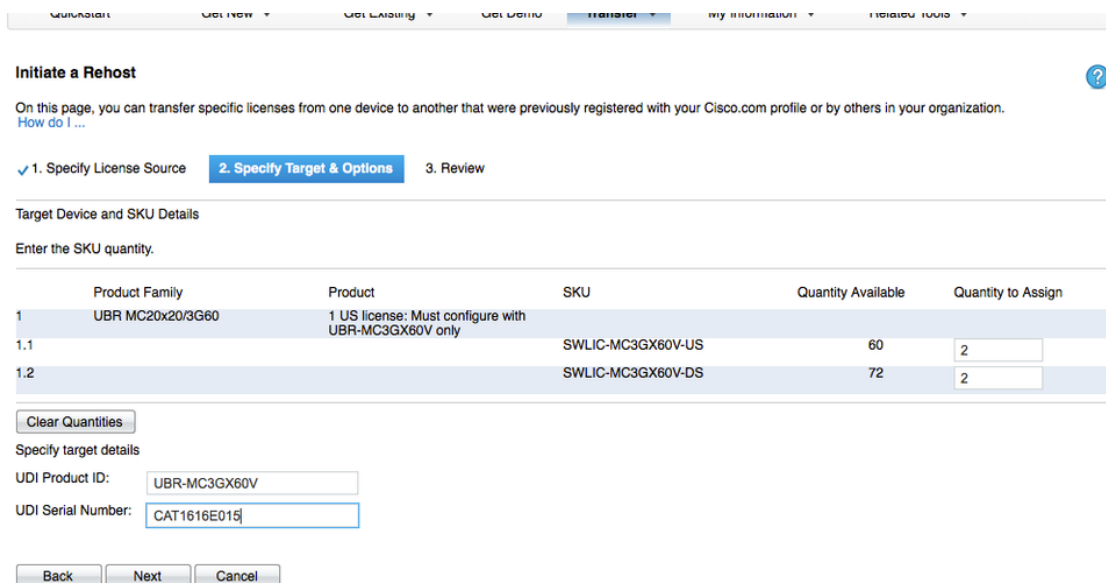


Klik op "Volgende"

## Stap 2.2 Specificeer doelgericht voor licentieverkeer

Vul de licentietellingen in die u vanuit de bronlijkaart wilt overdragen in de optie "Hoeveelheid aan toewijzen".

In dit voorbeeld zijn er 72DSX60US-licenties voor subsleuven 8/1. We zullen 2 DSx2US-licenties overdragen naar subsleuven 8/0. Na overdracht blijven 70DSx58US-licenties beschikbaar op subsleuf 8/1.



Klik op "Volgende"

## Stap 2.3 genereren het toegangsbewijs voor licentieoverdracht

**Initiate a Rehost** ?

On this page, you can transfer specific licenses from one device to another that were previously registered with your Cisco.com profile or by others in your organization.  
[How do I ...](#)

✓ 1. Specify License Source   ✓ 2. Specify Target & Options   **3. Review**

	Serial Number	Product ID
1 Source	CAT1435E0TZ	UBR-MC3GX60V
Target	CAT1616E015	UBR-MC3GX60V

	SKU Name	Quantity
1.1	SWLIC-MC3GX60V-DS	2
1.2	SWLIC-MC3GX60V-US	2

Your License Key will be emailed within the hour to these email addresses and connected with the specified end user.

\* Send To:  +

\* End User:  ✎

\* License Agreement:  I agree with the Terms of the License [View License Agreement...](#)

Er is een aangevinkte toestemming nadat u op de knop "Inzenden" klikt. Het wordt per e-mail naar je e-mailadres gestuurd.

Kopieer het licentiestatusbestand voor de toegangsbewijzen uit uw e-mail naar CMTS met TFTP of op een andere beschikbare manier:

```
ubr10012-1#copy tftp://10.66.94.155/CAT1435E0TZ_20130704171351238.lic disk0:
```

```
Destination filename [CAT1435E0TZ_20130704171351238.lic]?
```

```
Accessing tftp://10.66.94.155/CAT1435E0TZ_20130704171351238.lic...
```

```
Loading CAT1435E0TZ_20130704171351238.lic from 10.66.94.155 (via GigabitEthernet1/1/0): !
```

```
[OK - 8872 bytes]
```

## Stap 3: Trek de licentie op bron-LC in

Gebruik dit toegangsticket om het rehost-proces te starten door Cisco IOS-opdrachten te gebruiken.

Pas het toegangsbewijs op het bronapparaat toe door de opdracht tot intrekking van de licentie te gebruiken.

Het bronapparaat geeft vervolgens een rehost-ticket aan, wat wijst op herroeping. Er wordt ook een vergunning voor de aflossingsvrije periode van zestig dagen op het apparaat geïnstalleerd, zodat de licenties voldoende tijd krijgen om naar het doelapparaat over te brengen.

Het ticket wordt gebruikt om het nieuwe licentiebestand voor het doelbestand te genereren.

Mocht u het rehost-ticket verliezen ("disk0:rt" in dit geval), dan kunt u de bovenstaande "licentie intrekken" procedure herhalen om het rehost-ticket te bemachtigen.

```
ubr10012-1#license revoke disk0:CAT1435E0TZ_20130704171351238.lic disk0:rt Following Permanent license(s) will be revoked from this device Feature Name: DS_License : Count = 72 Feature Name: US_License : Count = 60 Following Permanent license(s) will be installed on this device Feature Name: US_License : Count = 58 Feature Name: DS_License : Count = 70 Following Extension license(s) will be installed on this device Feature Name: US_License : Count = 60 Feature Name: DS_License : Count = 72 PLEASE READ THE FOLLOWING TERMS CAREFULLY. INSTALLING THE LICENSE OR LICENSE KEY PROVIDED FOR ANY CISCO PRODUCT FEATURE OR USING SUCH PRODUCT FEATURE CONSTITUTES
```

YOUR FULL ACCEPTANCE OF THE FOLLOWING TERMS. YOU MUST NOT PROCEED FURTHER IF YOU ARE NOT WILLING TO BE BOUND BY ALL THE TERMS SET FORTH HEREIN. You hereby acknowledge and agree that the product feature license is terminable and that the product feature enabled by such license may be shut down or terminated by Cisco after expiration of the applicable term of the license (e.g., 30-day trial period). Cisco reserves the right to terminate or shut down any such product feature electronically or by any other means available. While alerts or such messages may be provided, it is your sole responsibility to monitor your terminable usage of any product feature enabled by the license and to ensure that your systems and networks are prepared for the shut down of the product feature. You acknowledge and agree that Cisco will not have any liability whatsoever for any damages, including, but not limited to, direct, indirect, special, or consequential damages related to any product feature being shutdown or terminated. By clicking the "accept" button or typing "yes" you are indicating you have read and agree to be bound by all the terms provided herein. ACCEPT? (yes/[no]): yes Rehost ticket saved ..... to **disk0:rt** ubr10012-1#show license detail subslot 8/1 Index: 1 Feature: DS\_License Version: 1.0 License Type: Evaluation License State: Active, In Use Evaluation total period: 8 weeks 4 days Evaluation period left: 8 weeks 3 days Expiry date: Sep 02 2013 06:41:34 License Count: 72/72/0 (Active/In-use/Violation) License Priority: High Store Index: 3 Store Name: Primary License Storage Index: 2 Feature: DS\_License Version: 1.0 License Type: Permanent License State: Inactive License Count: 70/0/0 (Active/In-use/Violation) License Priority: Medium Store Index: 1 Store Name: Primary License Storage Index: 3 Feature: DS\_License Version: 1.0 License Type: Evaluation License State: Inactive Evaluation total period: 8 weeks 4 days Evaluation period left: 1 week 2 days License Count: 72/0/0 (Active/In-use/Violation) License Priority: Low Store Index: 1 Store Name: Evaluation License Storage Index: 4 Feature: US\_License Version: 1.0 License Type: Evaluation License State: Active, In Use --More-- % RPC failed to slot 17 Evaluation total period: 8 weeks 4 days Evaluation period left: 8 weeks 3 days Expiry date: Sep 02 2013 06:46:34 License Count: 60/60/0 (Active/In-use/Violation) License Priority: High Store Index: 2 Store Name: Primary License Storage Index: 5 Feature: US\_License Version: 1.0 License Type: Permanent License State: Inactive License Count: 58/0/0 (Active/In-use/Violation) License Priority: Medium Store Index: 0 Store Name: Primary License Storage Index: 6 Feature: US\_License Version: 1.0 License Type: Evaluation License State: Inactive Evaluation total period: 8 weeks 4 days Evaluation period left: 8 weeks 4 days License Count: 60/0/0 (Active/In-use/Violation) License Priority: Low Store Index: 0 Store Name: Evaluation License Storage ubr10012-1#

## Stap 4: Ontvang nieuwe licentie voor target-LC op licentiepatroon

Voer het rehost-ticket in het licentieportaal door de 'Apparaten > Verplaatsen'-licenties te kiezen > Beveiligde rehost voltooien..." samen met het doelapparaat UDI. Raadpleeg onderstaande afbeelding:

The screenshot shows a web interface with four tabs: 'PAKs or Tokens', 'Licenses', 'Devices', and 'Transactions History'. Below the tabs are four main actions: 'Get Licenses', 'Move Licenses', 'Add Devices', and 'Download Licenses'. A table below these actions has columns for 'Device', 'UDI Serial', and 'UDI Product'. A context menu is open over the 'Move Licenses' action, listing options: 'Rehost selected licenses...', 'Rehost from failed device(RMA)...', 'Complete secure rehost...' (highlighted in blue), and 'Share licenses...' with a right arrow.

Trek de tekst uit het tabblad Rehost:

```
ubr10012-1#more disk0:rt <?xml version="1.0" encoding="UTF-8"?><CISCO_WT_ARTIFACTS
version="1.0"><CISCO_WT_REHOST_ARTIFACT version="1.0"><HEADER><ARTIFACT_TYPE>Rehost
```



6uSbeZvf3FQitViC03h/gnGcvWtV6ghsOzwm7spxz2VNORK1KZRN+FmDPrTPBJeu6YN+VAFXVc27fJ/10phJiRdomUW/VJgG  
YGXZxC0wAZOm9Mdht4W/nSsupcZQRoiOB4EPP06jnj6IJ5iN0wSqjGDFQ0rIz9wTe06qvI33uunyq/jih8+g7qqwpzXncc70  
gQ2hAO2Kynp4GjX5aUALbxs0OdiMjT2JUAH2aMoI7ZAqE9izK8wyYpEzWdsD1GALfIedJEFQvUDFFewZDxEA4+JxhHT0ybuK  
j8KCZKMT0jhIOG6UgMUyR0rwlO/YAC3RSjVDCYieW2MpirnFJDS5TbQ6ua8YbVpjdJn+b4wTfsl29fv/mSPj3mZQCsF9k7M+  
72Jy2b29Bqz/G0ZJB6+7+hXQRYVzB8XciS9bnPBWmt3JSKugotK65dqUTVoE9c+kPkmZ/haUkST6FukqiZRE4mJYmgbJJyXM  
YcHJkv5HrUaJ8xfE8+gJT40gghaV2X6W2Y122vVeV+epGPxU8VzBdQcltDoE6TU5YPqV8Pb7J/Z7KHF+QkcC1q91ZKCV7ob  
9H4xvuBKsSGHs0HkI3/gzgrkM8fvaxWDC3RJK7C1iqd84Y17DxToCSmaFwymKaoRvK+iYxs1E6k4FdKrVobLvdIm+jZTcfuW  
BD389nBuGmiDfVwIf5/DPuTjPxbppPrCjCZzwwUJF1K+ZjNj09HLonYomtP49T45+0uFBfd8w63rgTtx39N3iteJkEievSR  
hkyB4ziL/g16oB9ssb/OYEMJoc+BIjuxLExyIon14qN/x1B2Vm7AcFH6uOagaT/qTm+xsEe5OZDivuv4cr2zKdbQUiVXky1k  
bfZGJdC0R41kh2eOeWYMKbHI9UipZ3mEgknBm+ZE6AUwY1RbZP3JrxUfNoXI73zIkCVZidzBYPVEKcBHxTRWnbXXqzx4kKn0  
TOigchAdyhOgfsE1sgWDCtRBreXHP3qT5syFSA7pydhTspK3BLMiWSuRzW9uH0bMJF8LURvnJD4hi1D1hLmFP4TDOv5bo2Mj  
CgQmUSKaMfBu1XdB/OVawWrmdqXU/W4JIQUt96JNIC14BIZXtM2e8zWaziw4g83F8ND7v3fIFrvaReQL7K7Q+pZn7BbIpng6  
A5pMSJ79zChz+Da8JxZ5hxPhxjzt+SpXZ3Tz0SLP49B6WL6dtiOcbIh854ekEDQRHhztDUMMtayfdIBsureERzmUDLXHT73V  
/+PIFMEkxwv6dDsr81qbsOyMT47DcCrcJwEvxxWDS2Px3OyuzA79Feps1vmKoudhm8Ik4zXujfbDNdf00uV/P001EQASUiuT  
pllm/1/YQ/3fdOnxtm823/n+FXksa4GX0ji+9qr7GmsEDo/sxPq10p4Ha+epmoYmiTKAJW7i9r+XLMTdpMXKriVgKIx6qydB  
C5TGcKomeaAKVULkvHvCF801/NyUdaSVg2cMcm7wWwarOrwhcjF7Wy/KccbxOcgirYjgzX1U2REza+RRln+xy802IQDDaNBk  
7ED6W1Dy9MKPknJc6vTJ+kf1bap0ag+CmOGdGsgWJVRIMEk7UBJagChpP+eLPTmk6s7du9WlMvegBRMqIttqHhVodZt01J  
Q1HGZfDvrGndd0V4kqDB0p28C0Y+Jci/V09waVfWHXsowL0hFXerFRYNNRvToXIdXug3uwKgVsl7QIKdWz3cKDbOCbbzR0V1  
/YdewkOBWYbqxZ6dTeGCKmYnXk2KJhkxz1QkkEw5JLvpYIPcR70iLVWr/nEH+CtWCG0fRiWVRPDFuCXU2Hrmq7hbV2c9+Fi6  
V2TmWXHxrMBS3CflzTo06V1bLOpt1G75b76D/ntzaCbco30/UtGkRvOZhj3pwUd/oj4exSQ9SJrpashlYmGL9nAVzOMoI3  
p34LOyL3Y165zEEDuGQcsVd0ESxHf+81+7Pws9Y6+p5V70+vi10Jp4ia0BOgtDb2gic/gpxeKqCIyK6qaRwj6kIJRoFuaoVb  
xBiZ1U4Xmb818bMm/zQDonWOZFHvjYtYukuqKdnbf20o2CY+Sf6HV3IMcrTOMLL9xdeJbHJZHC7Y/PU7w4JOT6boDHFHv5Y  
q2je90Dn5HzU/3wrXpvmLwbixVSDhphcdCEvKE8zUZuM0YHnn5uGn0YECiiQX4r2i7dBy7elocqeMFEMQLVo0S0jt0tZgO/  
Is/J8hXJHv8xkRCszVUYJBTRDb22vmpv5rbR805KQ8sBfxvILHbXQaj8Clu9Th6nRKbcEqGsDR1BQ941m4/aMyZe891tqe11  
uuJuIs7qXf0GKTB1+SliWw0kjzI5z8vRobFTNGzif0/7qRCjad2+xf3dyR4zswJ28GZcUee1ni3Dwx/devKhpI4F1a+fTv1  
EquDrkrYZdTAaxvGBjqqWPZCkK/32X1GTlWcBv9xNqSHY31IVME02FFWg1K/519RK5WAvB00a0oii7QYXiUQ3S5Znp2YUvRy  
e7jGq12zhixzorOD9W1DzGrVLjPfmW1aQ/hhv3SnCLrJ/Z45FLYJzWk61QDGRan21d6MYnUgzwx033+Zx4K159WgoGapGEfo  
Qn56eolqE5ehaPCCWX09pJt1gTjitRR8e47iEX/fZ7rkYUfWxqBlBYyGP14WTMv1Q7N3VqyT6UIYj2Y028/SCUDKlhhKppRi  
wvJo3Hnb3jIokILNZnefu5tjFpU5quPV6Y2C1e1LfgUoHUIHTW/ap5Xlsbiu3uL1/QpmmFPmFeJjJ3axOAYVo0s7pRmIWRo9  
EvVy7LFEELHnZoSyR2jIV1vx0wCCwB/tLPDDi9twcOERdoMM+WFPCAZZEeBI7LfzZYT6DjCmGbdg2C2wdoVNqENIT2P61nV  
zQIJTEJf1KtV7rVWHBaS9CesJx1X1nc1mJU6+lgFm9+a8QhEQvYx/4U4B54EYiXH2P3dxNhQbzemdROIluMjM3mF0ZK9zbWn  
PTuEN87JTrQ1+UWxXHksA/zPGROGjmcDyqIDeVm76HUDkgm7oQ0c4qD88LNKzc0UbkzBwJwTp9xymawjX9AnUe3hOQR1WVN  
Lm9D6p4db5JSasUwBuxbB8obn/YLwB1Fi03bvo/tWSEdy/BWG9w6N2NcX4P+I1mmVk9tOYOQv741VbuC9YufbNyOzaFWY6qt  
exCOdtmNbvufIPCYznUbAYWeHzUbgwzAb1EtW6LPwKYpElkRsorXWL4p72NDK49w5kfbSvYgWRd5C+/iJvzF9nnh5mBd5bg51  
ZTdiNB/aLd1M7QnkzAKI+42h1wWqBR/nmTfON9cPQY4U8Vepk1iI2BHoZMW5IeQaRh1D1n0EpIa7hp/yloHln1eRJaBxo2Nz  
CY8bQN61KvFXM+3/XC8D/M8bYn4zybUf3NmbQy+ES7p/AwrBwhdEhc3biHpKm0TdAdJa1kzaH8rOadqsenLWuWXVnHzIWgWb  
uuUca5hTWfeAz0CuJAZDme+ETTSIhYcfBIZcoMuKfrJvqMdrRLId6w/1LYCCuAogxNTXzDYqjd79ujJnR/n5Mn/D7jOztWd+  
5POtDC7g11qh64zok+hKfrop2fuzU9wUkZqahjMG7/A5/IVGhn7y5k6MLx5IZDyRkxkAzYv0lhoGEoJpmdOwkymZVml2kL  
HQoRmmEE+y0TMwu74YyDapxCqguA3MckE6i/PGtpIW9+JhKTWA8tgMr7IrvlSsdLIIiO2UVpa0aadEbnAtZP3y2i9YHCtBuJ  
8kuBlw8t4mJMYe/ayR8Eow1+90</CIPHER\_DATA></CORE\_DATA><SIGNATURE\_INFO  
encoding="BASE64">AAEAAGALAAAsAVAECAQLAYiZn2o1/bXEYf3681a0v/kIQAAAAAAAAAAAAAAAAAE/cnMwLdddDg807K  
ZDqj7n5UvftxqDacwxmHnecgM3yfHlctTmyWC01cdm9Mtt8g==</SIGNATURE\_INFO></CONTENT></CISCO\_WT\_REHOST\_A  
RTIFACT></CISCO\_WT\_ARTIFACTS> ubr10012-1#

## Stap 4.1: Voer informatie over herhost in

Producttype: "Safenet"

Product-ID UDI: <target-id>

UDI-serienummer: <doel</N>

Voer in het veld "Rehost Ticket" de tekst in die uit de Rehost Ticket is geëxtraheerd zoals hierboven.

Klik vervolgens op "Volgende"



# Complete Secure Rehost/Transfer



## 1. Enter Rehost Ticket/Key | 2. Review

Select the Product Type:

Safenet

Enter a Rehost Ticket required to generate the license for the new device.

\* UDI Product ID:

\* UDI Serial Number:

\* Rehost Ticket:

```
<?xml version="1.0" encoding="UTF-8"?><CISCO_WT_ARTIFACTS
version="1.0"><CISCO_WT_REHOST_ARTIFACT version="1.0">
<HEADER><ARTIFACT_TYPE>Device
Credentials</ARTIFACT_TYPE>
<ARTIFACT_VERSION>1.0</ARTIFACT_VERSION>
<TRANSACTION_ID>T and I trans id</TRANSACTION_ID><UDI>
```

Cancel

Next

## Stap 4.2: Licentiebestand genereren voor doel LC

Klik op "Licentie verkrijgen". U ontvangt een licentiestatusbestand per e-mail.

### Upload Rehost Ticket to Finish Rehost

Use this page to complete the final step of the secure license transfer process. [How do I ...](#)



✓ 1. Enter Rehost Ticket/Key

2. Review

	Serial Number	Product ID
1 Source	CAT1435E0TZ	UBR-MC3GX60V
Target	CAT1616E015	UBR-MC3GX60V

SKU	Quantity	More Information	Feature
1.1 SWLIC-MC3GX60V-DS	2	1 DS license: Must configure with UBR-MC3GX60V only	DS_License
1.2 SWLIC-MC3GX60V-US	2	1 US license: Must configure with UBR-MC3GX60V only	US_License

Your License Key will be emailed within the hour to these email addresses and connected with the specified end user.

\*Send To:

daszhang@cisco.com



\*End User:

Zhang, Dashuai



\*License Agreement:

I agree with the Terms of the License

[View License Agreement...](#)

Back

Get License

Cancel

## Stap 5: Installeer de nieuwe licentie op de beoogde LC.

### Stap 5.1: licentiebestand naar CMTS kopiëren

Kopieer het licentiebestand uit uw e-mail naar een TFTP-server die uBR10K kunt bereiken.

Kopieert het licentiebestand naar uBR10K vanaf de TFTP-server.

```
ubr10012-1#copy tftp://10.66.94.155/CAT1616E015_20130704172627009.lic disk0:
```

```
Destination filename [CAT1616E015_20130704172627009.lic]?
```

```
Accessing tftp://10.66.94.155/CAT1616E015_20130704172627009.lic...
```

```
Loading CAT1616E015_20130704172627009.lic from 10.66.94.155 (via GigabitEthernet1/1/0): !
```

```
[OK - 2237 bytes]
```

```
2237 bytes copied in 0.556 secs (4023 bytes/sec)
```

```
ubr10012-1#
```

### Stap 5.2: Controleer de huidige licentiestatus voordat u de nieuwe licentie installeert op het doelprogramma voor LC

Controleer de huidige licentiestatus op subsleuf 8/0 voordat u het nieuwe licentieserbestand toepast:

```
ubr10012-1#show license detail subslot 8/0
```

```
Index: 1      Feature: DS_License                               Version: 1.0
```

```
License Type: Permanent
```

```
License State: Active, In Use License Count: 60/60/0 (Active/In-use/Violation) License  
Priority: Medium Store Index: 0 Store Name: Primary License Storage Index: 2 Feature: DS_License
```

Version: 1.0 License Type: Evaluation License State: Inactive Evaluation total period: 8 weeks 4 days Evaluation period left: 8 weeks 4 days License Count: 72/0/0 (Active/In-use/Violation) License Priority: None Store Index: 1 Store Name: Evaluation License Storage Index: 3 Feature: US\_License Version: 1.0 License Type: Permanent License State: Active, In Use License Count: 16/16/0 (Active/In-use/Violation) License Priority: Medium Store Index: 1 Store Name: Primary License Storage Index: 4 Feature: US\_License Version: 1.0 License Type: Evaluation License State: Inactive Evaluation total period: 8 weeks 4 days Evaluation period left: 8 weeks 4 days License Count: 60/0/0 (Active/In-use/Violation) License Priority: None Store Index: 0 Store Name: Evaluation License Storage ubr10012-1#

## Stap 5.3: Installeer nieuwe licentie op target-LC

Installeer de nieuwe licentie:

```
ubr10012-1#license install disk0:CAT1616E015_20130704172627009.lic
```

```
Installing licenses from "disk0:CAT1616E015_20130704172627009.lic"
```

```
Installing...Feature:US_License...Successful:Supported
```

```
Installing...Feature:DS_License...Successful:Supported
```

```
2/2 licenses were successfully installed 0/2 licenses were existing licenses 0/2 licenses were failed to install
```

## Stap 5.4: Controleer de licentiestatus na de installatie

Draai de opdracht voor licentiedetails voor 8/0 nadat u de herkende 2x2-licentie hebt geïnstalleerd. De tellingen veranderen in 62/18:

```
ubr10012-1#show license detail subslot 8/0
```

```
Index: 1      Feature: DS_License      Version: 1.0
```

```
License Type: Permanent
```

```
License State: Active, In Use License Count: 62/62/0 (Active/In-use/Violation) License Priority: Medium Store Index: 3 Store Name: Primary License Storage Index: 2 Feature: DS_License Version: 1.0 License Type: Permanent License State: Inactive License Count: 60/0/0 (Active/In-use/Violation) License Priority: Medium Store Index: 0 Store Name: Primary License Storage Index: 3 Feature: DS_License Version: 1.0 License Type: Evaluation License State: Inactive Evaluation total period: 8 weeks 4 days Evaluation period left: 8 weeks 4 days License Count: 72/0/0 (Active/In-use/Violation) License Priority: None Store Index: 1 Store Name: Evaluation License Storage Index: 4 Feature: US_License Version: 1.0 License Type: Permanent License State: Active, In Use License Count: 18/18/0 (Active/In-use/Violation) License Priority: Medium Store Index: 2 Store Name: Primary License Storage Index: 5 Feature: US_License Version: 1.0 License Type: Permanent License State: Inactive License Count: 16/0/0 (Active/In-use/Violation) License Priority: Medium Store Index: 1 Store Name: Primary License Storage Index: 6 Feature: US_License Version: 1.0 License Type: Evaluation License State: Inactive Evaluation total period: 8 weeks 4 days Evaluation period left: 8 weeks 4 days License Count: 60/0/0 (Active/In-use/Violation) License Priority: None Store Index: 0 Store Name: Evaluation License Storage ubr10012-1#
```