

Série VCS ou Expressway Xconfig et Xstatus

Collection de sorties avec PuTTY

Contenu

[Introduction](#)

[Conditions préalables](#)

[Conditions requises](#)

[Components Used](#)

[Configuration](#)

[Connexion par console](#)

[Connexion via SSH](#)

[VCS et Expressway, série x8.2](#)

[Vérification](#)

[Dépannage](#)

Introduction

Ce document décrit comment collecter les sorties CLI des commandes **xconfig** et **xstatus** xissues de la gamme Video Communication Server (VCS) et des périphériques de la gamme Expressway tels que VCS-Control, VCS-Expressway, Expressway-C et Expressway-E, que le centre d'assistance technique Cisco (TAC) doit parfois récupérer.

Conditions préalables

Conditions requises

Cisco vous recommande de prendre connaissance des rubriques suivantes :

- PuTTY ou un logiciel d'émulation de terminal similaire tel que SecureCRT, Tera Term ou similaire.
- Nom d'utilisateur et mot de passe du compte d'administration au périphérique de la gamme VCS/Expressway.
- Câble de console série RJ45-D-Sub9pin ou SSH (Secure Shell) autorisé dans le chemin du réseau.

Components Used

Les informations contenues dans ce document sont basées sur les versions de matériel et de logiciel suivantes :

- PuTTY (Visitez la [page de téléchargement de PuTTY](#) pour obtenir une copie).
- Un VCS-C qui exécute la version 7.2.1 est utilisé dans cet exemple qui est applicable via la version 8.2.2, qui est la dernière version à l'heure actuelle.

Configuration

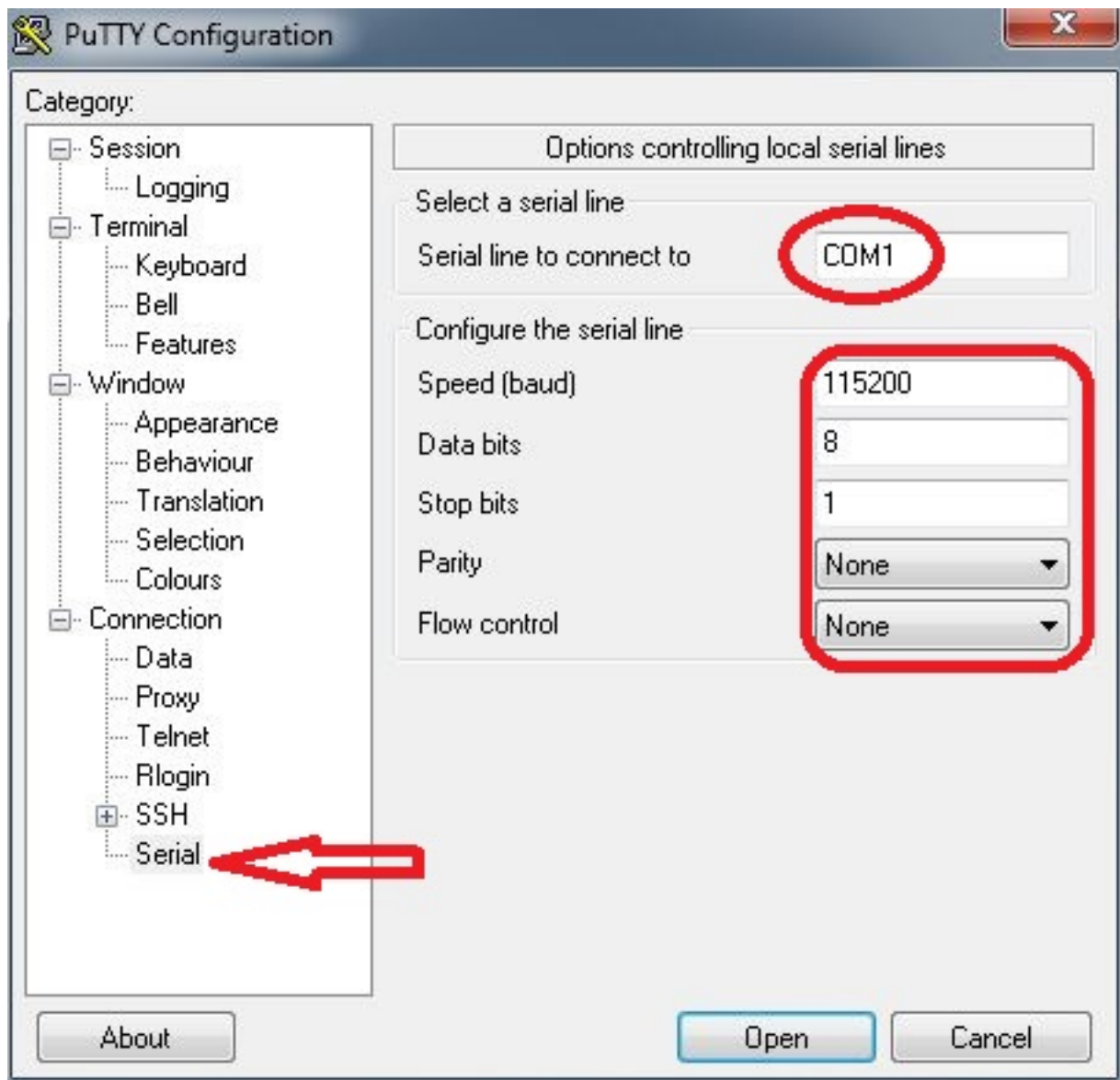
Connexion par console

Note: Cet article suppose que vous avez un câble de console série physique fonctionnel connecté. Vous auriez dû en recevoir un avec votre périphérique.

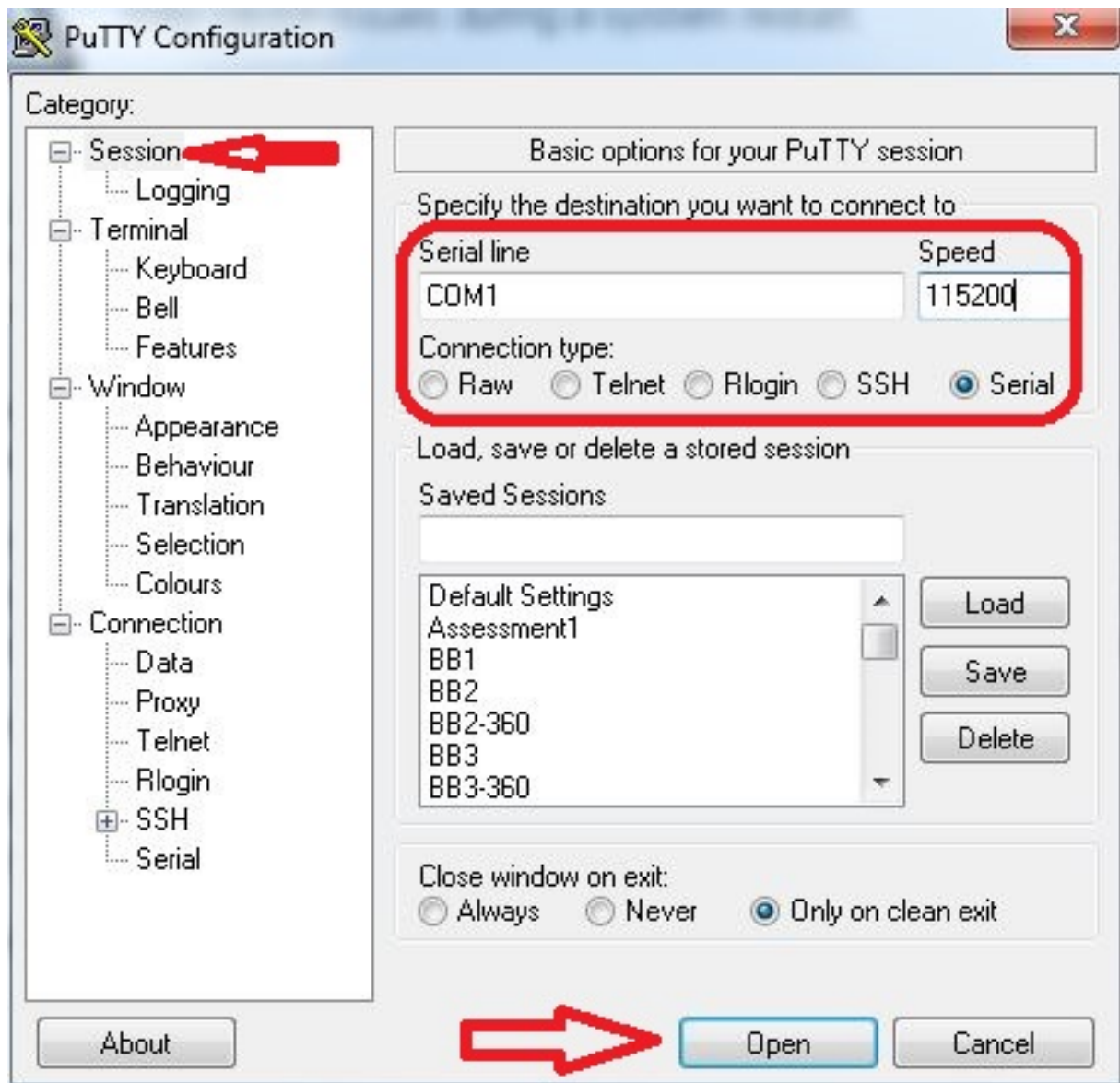
Voici un exemple des paramètres que vous devez configurer pour l'accès à la console série dans PuTTY.

Note: Vous devez régler le port COM (Communication) en fonction de la façon dont la console est connectée à votre ordinateur.

1. Accédez à **Configuration > Category > Connection > Serial** et réglez vos paramètres série comme indiqué ici :



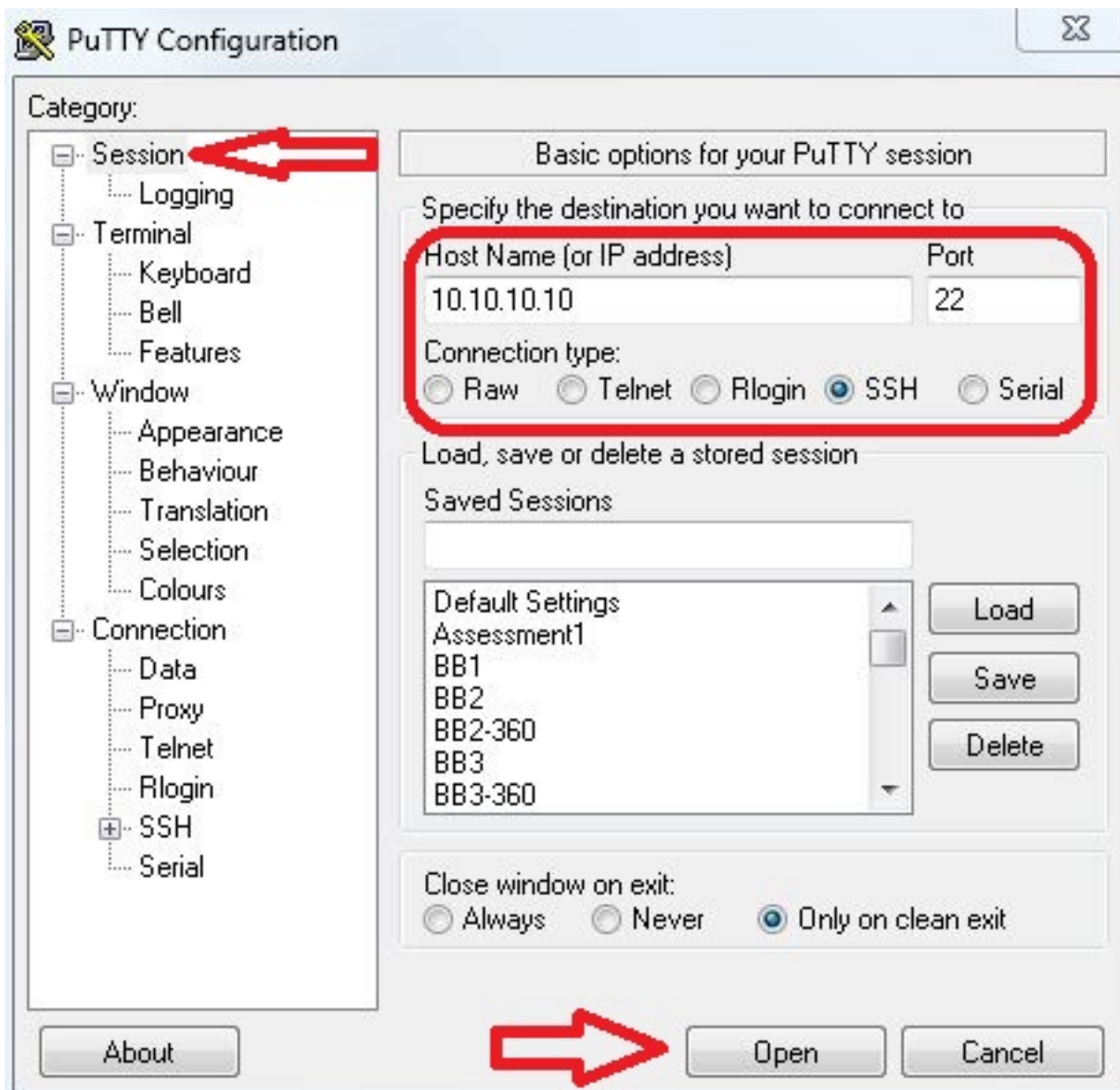
2. Accédez à **Category > Session**, sélectionnez **Serial** type comme type de connexion, puis cliquez sur **Open** comme indiqué ici :



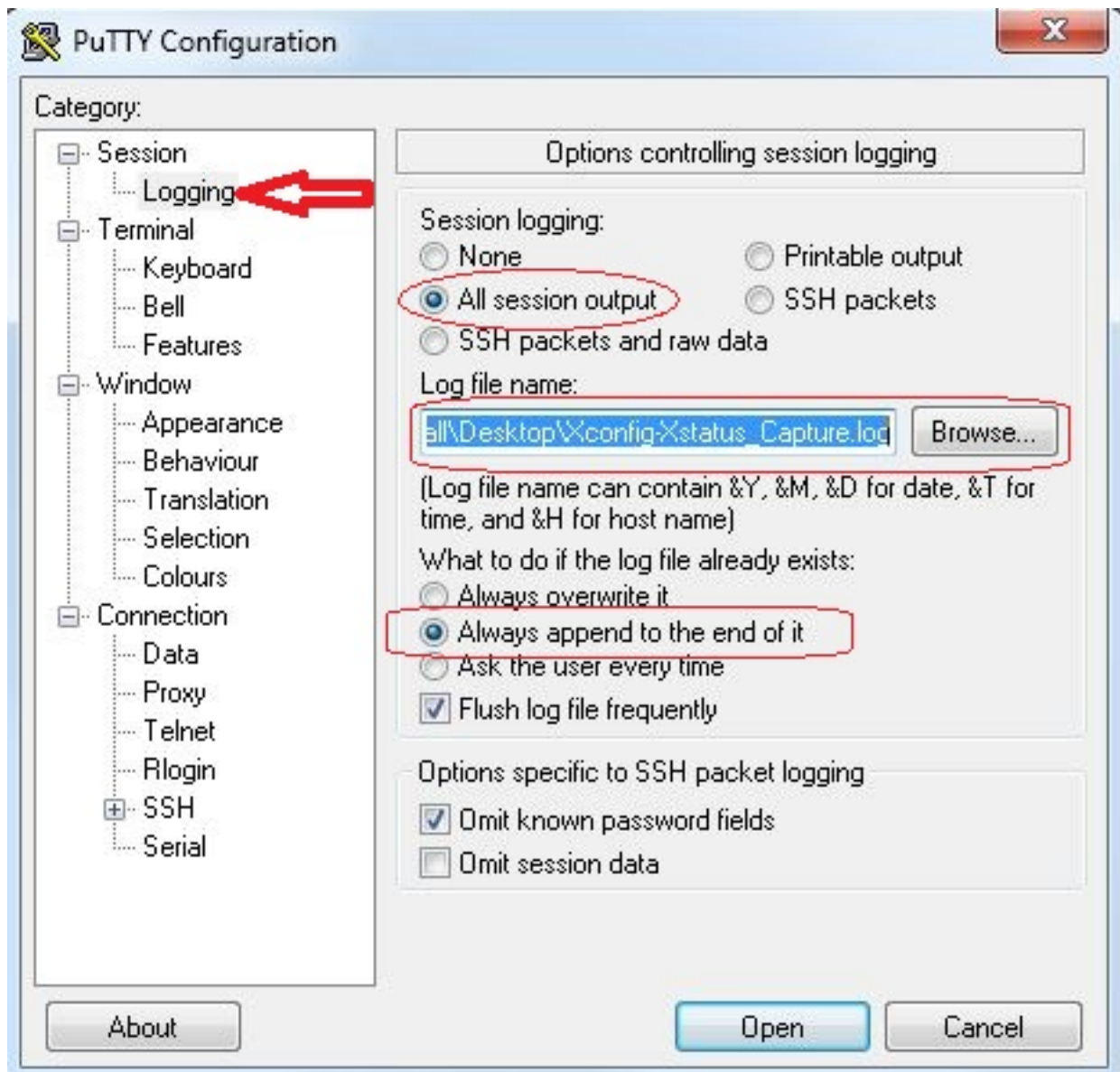
Connexion via SSH

Une alternative plus simple consiste à SSH dans le périphérique.

1. Utilisez l'adresse IP de votre périphérique VCS/Expressway afin de régler vos paramètres dans PuTTY comme indiqué dans cet exemple :



2. Avant ou pendant votre session PuTTY sur votre périphérique, vous devez définir les paramètres de journalisation. Pour ce faire, accédez à **Configuration > Category > Session > Logging** et configurez les paramètres pour qu'ils correspondent à cet exemple (ajustez le chemin d'accès au fichier et le nom du fichier en fonction de votre propre ordinateur et de vos besoins) :



3. Une fois connecté et connecté, un écran similaire à celui-ci s'affiche. Connectez-vous en tant qu'administrateur comme indiqué ici.


```
VCSorExpressway - PuTTY
login as: admin
Using keyboard-interactive authentication.
Password:

5 alarms:
 * error      Insecure password in use - The admin user has the default password
 set
 * warning    Security alert - The TMS agent database has the default LDAP passw
 ord set
 * warning    Configuration warning - The VCS is running in a legacy TMS Agent m
 ode; you are recommended to switch your system to use a different mode
 * warning    Insecure password in use - The root user has the default password
 set
 * warning    Security alert - The TMS agent database has the default replicatio
 n password set

Last login: Thu Jun 19 08:12:21 EDT 2014
Welcome to VCS1-Control
TANDBERG VCS Release X7.2.1
SW Release Date: 2012-09-25

OK
```

Attention : Comme il s'agit d'un environnement de laboratoire, les alarmes peuvent être ignorées. Si des alarmes sont détectées dans un environnement de production, elles doivent être traitées dès que possible.

4. Tapez la commande **xstatus** et appuyez sur **Entrée** :

```
VCSorExpressway - PuTTY
login as: admin
Using keyboard-interactive authentication.
Password:

5 alarms:
 * error      Insecure password in use - The admin user has the default password
 set
 * warning    Security alert - The TMS agent database has the default LDAP passw
 ord set
 * warning    Configuration warning - The VCS is running in a legacy TMS Agent m
 ode; you are recommended to switch your system to use a different mode
 * warning    Insecure password in use - The root user has the default password
 set
 * warning    Security alert - The TMS agent database has the default replicatio
 n password set

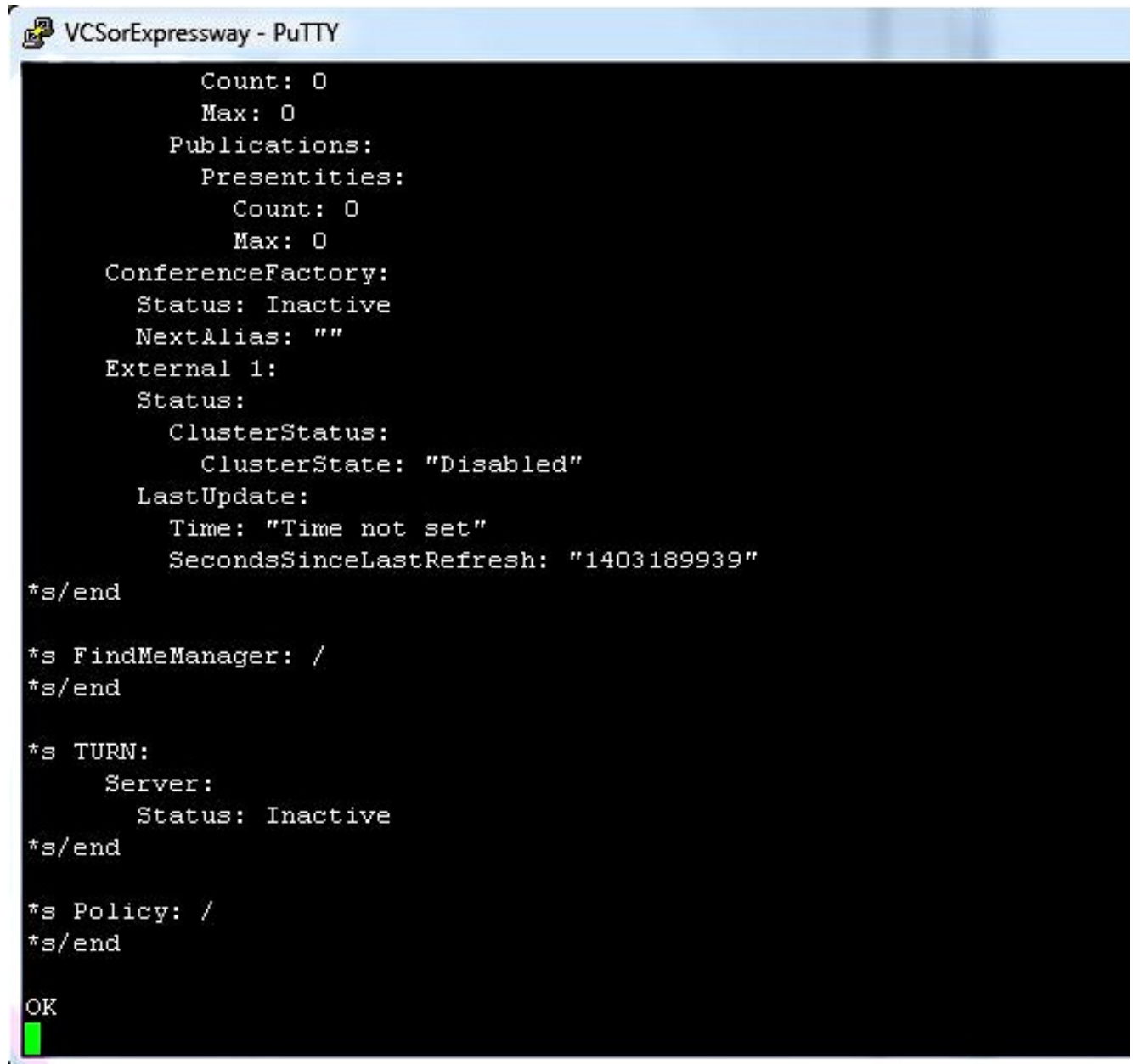
Last login: Thu Jun 19 08:12:21 EDT 2014
Welcome to VCS1-Control
TANDBERG VCS Release X7.2.1
SW Release Date: 2012-09-25

OK

xstatus
```

Voici la sortie **xstatus** qui apparaît après avoir appuyé sur Entrée. Le résultat est passé trop

rapidement pour être affiché jusqu'à la fin. Tant que la journalisation a été configurée précédemment, elle sera dans le fichier texte.



```
Count: 0
Max: 0
Publications:
  Presentities:
    Count: 0
    Max: 0
ConferenceFactory:
  Status: Inactive
  NextAlias: ""
External 1:
  Status:
    ClusterStatus:
      ClusterState: "Disabled"
  LastUpdate:
    Time: "Time not set"
    SecondsSinceLastRefresh: "1403189939"
*s/end

*s FindMeManager: /
*s/end

*s TURN:
  Server:
    Status: Inactive
*s/end

*s Policy: /
*s/end

OK
```

Maintenant que vous avez collecté la sortie de la commande **xstatus**, vous êtes prêt à collecter la sortie de la commande **xconfig**.

5. Tapez la commande **xconfig** et appuyez sur **Entrée**.


```
xconfig █
```

Voici un exemple de la sortie **xconfig** après avoir appuyé sur Entrée. Le résultat est passé trop rapidement pour être affiché jusqu'à la fin. Tant que la journalisation a été configurée précédemment, elle sera dans le fichier texte.

```
fc xConfiguration Policy AdministratorPolicy Service Server 3 Address: ""
fc xConfiguration Policy AdministratorPolicy Service Path: ""
fc xConfiguration Policy AdministratorPolicy Service Status Path: "status"
fc xConfiguration Policy AdministratorPolicy Service UserName: ""
fc xConfiguration Policy AdministratorPolicy Service Password: "(cipher)
fc xConfiguration Policy AdministratorPolicy Service DefaultCPL: "<reject status='504' reason='Admin Policy Unavailabl
e' />"
fc xConfiguration Policy FindMe Mode: Off
fc xConfiguration Policy FindMe CallerId: IncomingID
fc xConfiguration Policy FindMe UserDeviceRestriction: Off
fc xConfiguration Applications ConferenceFactory Mode: Off
fc xConfiguration Applications ConferenceFactory Alias: ""
fc xConfiguration Applications ConferenceFactory Template: ""
fc xConfiguration Applications ConferenceFactory Range Start: 1
fc xConfiguration Applications ConferenceFactory Range End: 65535
fc xConfiguration Applications OCS Relay Mode: Off
fc xConfiguration Applications OCS Relay OCS Domain: ""
fc xConfiguration Applications OCS Relay OCS Routing Prefix: "ocs"
fc xConfiguration Applications Presence Server Mode: Off
fc xConfiguration Applications Presence Server Publication ExpireDelta: 1800
fc xConfiguration Applications Presence Server Subscription ExpireDelta: 3600
fc xConfiguration Applications Presence User Agent Mode: Off
fc xConfiguration Applications Presence User Agent ExpireDelta: 3600
fc xConfiguration Applications Presence User Agent RetryDelta: 1800
fc xConfiguration Applications Presence User Agent Presentity Idle Status: Online
fc xConfiguration ResourceUsage Warning Activation Level: 90
fc xConfiguration Services AdvancedMediaGateway Zone Name: ""
fc xConfiguration Services AdvancedMediaGateway Policy Mode: Off
OK
```

VCS et Expressway, série x8.2

Dans la version logicielle de x8.2, **xconfiguration** et **xstatus** sont maintenant inclus lorsqu'un journal de diagnostic est pris.

1. Accédez à **Maintenance > Diagnostics > Diagnostic logging**.
2. Sélectionnez **Démarrer un nouveau journal**, puis immédiatement **Arrêter la journalisation**.

Note: Cette méthode contient également le fichier **loggingsnapshot.txt** qui consigne les messages en réponse aux activités qui ont lieu sur la série VCS ou Expressway à l'époque.

L'archive du journal de diagnostic téléchargée contient les fichiers suivants :

loggingsnapshot.txt - Contient des messages de journal en réponse aux activités effectuées au cours de la période de journalisation.

xconf_dump.txt - Contient des informations sur la configuration du système au moment du démarrage de la journalisation.

xstat_dump.txt - Contient des informations sur l'état du système au moment du démarrage de la journalisation.

(le cas échéant) **diagnostic_logging_tcpdump.pcap** - Contient les paquets capturés pendant la période de journalisation.

Vérification

Voici un exemple de ce à quoi ressemble la sortie **xstatus** et **xconfig** dans le fichier texte enregistré avec les paramètres de journalisation :

xstatus

```
*s SystemUnit:
  Product: "TANDBERG VCS"
  Uptime: 24963390
  SystemTime: "2014-06-19 14:58:59"
  TimeZone: "US/Eastern"
  LocalTime: "2014-06-19 10:58:59"
  Software:
    Version: "X7.2.1"
    Build: "296181"
    Name: "s42700"
    ReleaseDate: "2012-09-25"
    ReleaseKey: "*****"
  Configuration:
    NonTraversalCalls: 500
    TraversalCalls: 200
    Registrations: 2500
    Expressway: False
    Encryption: True
    Interworking: True
    FindMe: True
    DeviceProvisioning: True
    DualNetworkInterfaces: False
    AdvancedAccountSecurity: False
    StarterPack: False
    EnhancedOCSCollaboration: True
  Hardware:
    Version: "VMWare"
    SerialNumber: "*****"
*s/end

*s Ethernet 1:
  MacAddress: "00:50:56:A1:70:06"
  Speed: 10000full
  IPv4:
    Address: "10.10.10.10"
    SubnetMask: "255.255.255.0"
*s/end

*s Ethernet 2:
  MacAddress: "00:50:56:A1:70:04"
  Speed: 10000full
  IPv4:
    Address: "192.168.0.100"
    SubnetMask: "255.255.255.0"
*s/end

*s Options:
  Option 1:
    Key: "116341X300-1-!!!!!!!"
    Description: "300 Non-traversal Calls"
  Option 2:
    Key: "116341P00-1-!!!!!!!"
    Description: "Device Provisioning"
  Option 3:
    Key: "116341G00-1-!!!!!!!"
    Description: "H323-SIP Interworking Gateway"
  Option 4:
```

```
Key: "116341U00-1-!!!!!!!"
Description: "FindMe"
Option 5:
Key: "116341C00-1-!!!!!!!"
Description: "Enhanced OCS Collaboration"
Option 8:
Key: "116341Y200-1-!!!!!!!"
Description: "200 Traversal Calls"
Option 9:
Key: "116341X200-1-!!!!!!!"
Description: "200 Non-traversal Calls"
*s/end

*s IP:
Protocol: IPv4
IPv4:
Gateway: "10.10.10.1"
*s/end

*s ExternalManager:
Status: Active
Address: "10.10.10.104"
Protocol: HTTP
URL: "tms/public/external/management/systemmanagementservice.asmx"
*s/end

*s Feedback 1:
Status: Off
*s/end

*s Feedback 2:
Status: Off
*s/end

*s Feedback 3:
Status: On
URL: "http://10.10.10.104/tms/public/feedback/code.aspx"
Expression: "/Event/CallDisconnected"
Expression: "/Event/CallConnected"
Expression: "/Event/CallFailure"
Expression: "/Event/RegistrationAdded"
Expression: "/Event/RegistrationChanged"
Expression: "/Event/ResourceUsage"
Expression: "/Event/AuthenticationFailure"
Expression: "/Status/Warnings"
*s/end

*s ResourceUsage:
Calls:
Traversal:
Current: 0
Max: 0
Total: 0
NonTraversal:
Current: 0
Max: 1
Total: 2
Registrations:
Current: 0
Max: 3
Total: 42
*s/end

*s Calls: /
```

*s/end

*s Zones:

DefaultZone:

Name: "DefaultZone"

Bandwidth:

LocalUsage: 0

ClusterUsage: 0

LocalZone:

DefaultSubZone:

Name: "DefaultSubZone"

Bandwidth:

LocalUsage: 0

ClusterUsage: 0

TraversalSubZone:

Name: "TraversalSubZone"

Bandwidth:

LocalUsage: 0

ClusterUsage: 0

ClusterSubZone:

Name: "ClusterSubZone"

Bandwidth:

LocalUsage: 0

ClusterUsage: 0

Searches:

Current: 0

CurrentDirected: 0

Total: 64081

Dropped: 0

MaxSubSearchExceeded: 0

MaxTargetsExceeded: 0

Zone 1:

Name: "TraversalZone"

Bandwidth:

LocalUsage: 0

ClusterUsage: 0

Status: Active

Type: TraversalClient

TraversalClient:

Peer 1:

H323:

Status: Active

Address: "10.10.10.102"

Port: 6001

LastStatusChange: "2014-04-03 09:50:35"

SIP:

Status: Active

Address: "10.10.10.102"

Port: 7001

LastStatusChange: "2014-04-03 09:49:13"

Server: "TANDBERG/4102 (X7.0)"

*s/end

*s Alternates: /

*s/end

*s Links:

Link 1:

Name: "DefaultSZtoTraversalSZ"

Bandwidth:

LocalUsage: 0

ClusterUsage: 0

Link 2:

Name: "DefaultSZtoDefaultZ"

```
Bandwidth:
  LocalUsage: 0
  ClusterUsage: 0
Link 3:
  Name: "DefaultSZtoClusterSZ"
  Bandwidth:
    LocalUsage: 0
    ClusterUsage: 0
Link 4:
  Name: "TraversalSZtoDefaultZ"
  Bandwidth:
    LocalUsage: 0
    ClusterUsage: 0
Link 5:
  Name: "Zone001ToTraversalSZ"
  Bandwidth:
    LocalUsage: 0
    ClusterUsage: 0
*s/end

*s Pipes: /
*s/end

*s Registrations: /
*s/end

*s SIP:
  Ethernet 1:
    IPv4:
      UDP:
        Status: Inactive
      TCP:
        Status: Active
        Address: "10.10.10.10:5060"
      TLS:
        Status: Active
        Address: "10.10.10.10:5061"
    IPv6:
      UDP:
        Status: Inactive
      TCP:
        Status: Inactive
      TLS:
        Status: Inactive
  Ethernet 2:
    IPv4:
      UDP:
        Status: Inactive
      TCP:
        Status: Inactive
      TLS:
        Status: Inactive
    IPv6:
      UDP:
        Status: Inactive
      TCP:
        Status: Inactive
      TLS:
        Status: Inactive
  Transport:
    Server 19857:
      Socket:
        Type: "SERV_UDP"
        State: "INUSE"
```

ID:
 Local: 85393
 Global: 0
Buffer:
 Input:
 Length: 20000
 Output:
 Length: 20000
Local:
 Address: "127.0.0.1:5060"
Remote:
 Address: ""
Network:
 Number: 1
Certificate:
 Subject:
 Name: ""
TLS:
 Cipher:
 Name: ""
Last:
 Packet:
 Received: 0
Close:
 In: 20
Secure: False
X509:
 Certificate:
 Verified: False
Queue:
 Max:
 Size: 0
 Add:
 Failures: 0
Flow:
 Token: ""
Server 19856:
Socket:
 Type: "SERV_TCP"
 State: "INUSE"
 ID:
 Local: 150928
 Global: 1
 Buffer:
 Input:
 Length: 0
 Output:
 Length: 0
Local:
 Address: "127.0.0.1:5060"
Remote:
 Address: ""
Network:
 Number: 1
Certificate:
 Subject:
 Name: ""
TLS:
 Cipher:
 Name: ""
Last:
 Packet:
 Received: 0
Close:

In: 20
Secure: False
X509:
 Certificate:
 Verified: False
Queue:
 Max:
 Size: 0
 Add:
 Failures: 0
Flow:
 Token: ""
Server 19855:
 Socket:
 Type: "SERV_TLS"
 State: "INUSE"
 ID:
 Local: 216463
 Global: 2
 Buffer:
 Input:
 Length: 0
 Output:
 Length: 0
 Local:
 Address: "127.0.0.1:5061"
 Remote:
 Address: ""
 Network:
 Number: 1
 Certificate:
 Subject:
 Name: ""
 TLS:
 Cipher:
 Name: ""
 Last:
 Packet:
 Received: 0
 Close:
 In: 20
 Secure: True
 X509:
 Certificate:
 Verified: False
 Queue:
 Max:
 Size: 0
 Add:
 Failures: 0
 Flow:
 Token: ""
Server 19854:
 Socket:
 Type: "SERV_UDP"
 State: "INUSE"
 ID:
 Local: 281998
 Global: 3
 Buffer:
 Input:
 Length: 20000
 Output:
 Length: 20000

Local:
 Address: "[::1]:5060"
Remote:
 Address: ""
Network:
 Number: 1
Certificate:
 Subject:
 Name: ""
TLS:
 Cipher:
 Name: ""
Last:
 Packet:
 Received: 0
Close:
 In: 20
Secure: False
X509:
 Certificate:
 Verified: False
Queue:
 Max:
 Size: 0
 Add:
 Failures: 0
Flow:
 Token: ""
Server 19853:
Socket:
 Type: "SERV_TCP"
 State: "INUSE"
 ID:
 Local: 347533
 Global: 4
 Buffer:
 Input:
 Length: 0
 Output:
 Length: 0
Local:
 Address: "[::1]:5060"
Remote:
 Address: ""
Network:
 Number: 1
Certificate:
 Subject:
 Name: ""
TLS:
 Cipher:
 Name: ""
Last:
 Packet:
 Received: 0
Close:
 In: 20
Secure: False
X509:
 Certificate:
 Verified: False
Queue:
 Max:
 Size: 0

Add:
Failures: 0
Flow:
Token: ""
Server 19852:
Socket:
Type: "SERV_TLS"
State: "INUSE"
ID:
Local: 413068
Global: 5
Buffer:
Input:
Length: 0
Output:
Length: 0
Local:
Address: "[::1]:5061"
Remote:
Address: ""
Network:
Number: 1
Certificate:
Subject:
Name: ""
TLS:
Cipher:
Name: ""
Last:
Packet:
Received: 0
Close:
In: 20
Secure: True
X509:
Certificate:
Verified: False
Queue:
Max:
Size: 0
Add:
Failures: 0
Flow:
Token: ""
Server 19851:
Socket:
Type: "SERV_TCP"
State: "INUSE"
ID:
Local: 478603
Global: 6
Buffer:
Input:
Length: 0
Output:
Length: 0
Local:
Address: "10.10.10.10:5060"
Remote:
Address: ""
Network:
Number: 2
Certificate:
Subject:

Name: ""
TLS:
 Cipher:
 Name: ""
Last:
 Packet:
 Received: 0
Close:
 In: 20
Secure: False
X509:
 Certificate:
 Verified: False
Queue:
 Max:
 Size: 0
 Add:
 Failures: 0
Flow:
 Token: ""
Server 19850:
 Socket:
 Type: "SERV_TLS"
 State: "INUSE"
 ID:
 Local: 544138
 Global: 7
 Buffer:
 Input:
 Length: 0
 Output:
 Length: 0
 Local:
 Address: "10.10.10.10:5061"
 Remote:
 Address: ""
 Network:
 Number: 2
 Certificate:
 Subject:
 Name: ""
 TLS:
 Cipher:
 Name: ""
 Last:
 Packet:
 Received: 0
 Close:
 In: 20
 Secure: True
 X509:
 Certificate:
 Verified: False
 Queue:
 Max:
 Size: 0
 Add:
 Failures: 0
 Flow:
 Token: ""
Client 7747:
 Socket:
 Type: "TLS_OUTG"
 State: "INUSE"

ID:
 Local: 825433667
 Global: 654
Buffer:
 Input:
 Length: 5120
 Output:
 Length: 20000
Local:
 Address: "10.10.10.10:27573"
Remote:
 Address: "10.10.10.102:7001"
Network:
 Number: 2
Certificate:
 Subject:
 Name: ""
TLS:
 Cipher:
 Name: "DHE-RSA-AES256-SHA"
Last:
 Packet:
 Received: -1798628722
Close:
 In: 900
Secure: True
X509:
 Certificate:
 Verified: False
Queue:
 Max:
 Size: 1
 Add:
 Failures: 0
Flow:
 Token: ""

*s/end

*s H323:

 Registration:
 Status: Active
 IPv4:
 Address: "10.10.10.10:1719"
 CallSignaling:
 Status: Active
 IPv4:
 Address: "10.10.10.10:1720"
 Assent:
 CallSignaling:
 Status: Inactive
 H46018:
 CallSignaling:
 Status: Inactive

*s/end

*s Applications:

 Presence:
 UserAgent:
 Status: Inactive
 Presentity:
 Count: 0
 Server:
 Subscriptions:
 Count: 0

Max: 0
Expired: 0
Subscribers:
 Count: 0
 Max: 0
Status: Inactive
Presentities:
 Count: 0
 Max: 0
Publications:
 Presentities:
 Count: 0
 Max: 0
ConferenceFactory:
 Status: Inactive
 NextAlias: ""
External 1:
 Status:
 ClusterStatus:
 ClusterState: "Disabled"
 LastUpdate:
 Time: "Time not set"
 SecondsSinceLastRefresh: "1403189939"

*s/end

*s FindMeManager: /

*s/end

*s TURN:

 Server:

 Status: Inactive

*s/end

*s Policy: /

*s/end

OK

```
xcommand xconfig
*c xConfiguration Login Remote Protocol: LDAP
*c xConfiguration Login Remote LDAP Server Address: ""
*c xConfiguration Login Remote LDAP Server FQDNResolution: AddressRecord
*c xConfiguration Login Remote LDAP Server Port: 389
*c xConfiguration Login Remote LDAP VCS BindUsername: ""
*c xConfiguration Login Remote LDAP VCS BindPassword: "{cipher}XXXXXXXXXX
XXXXXXXXXXXX"
*c xConfiguration Login Remote LDAP VCS BindDN: ""
*c xConfiguration Login Remote LDAP BaseDN Accounts: ""
*c xConfiguration Login Remote LDAP BaseDN Groups: ""
*c xConfiguration Login Remote LDAP Encryption: Off
*c xConfiguration Login Remote LDAP SASL: DIGEST-MD5
*c xConfiguration Login Remote LDAP CRLCheck: None
*c xConfiguration Login Remote LDAP DirectoryType: ActiveDirectory
*c xConfiguration SystemUnit Name: "VCS1-Control"
*c xConfiguration SystemUnit Maintenance Mode: Off
*c xConfiguration Option 1 Key: "116341X300-1-!!!!!!!"
*c xConfiguration Option 2 Key: "116341P00-1-!!!!!!!"
*c xConfiguration Option 3 Key: "116341G00-1-!!!!!!!"
*c xConfiguration Option 4 Key: "116341U00-1-!!!!!!!"
*c xConfiguration Option 5 Key: "116341C00-1-!!!!!!!"
*c xConfiguration Option 8 Key: "116341Y200-1-!!!!!!!"
*c xConfiguration Option 9 Key: "116341X200-1-!!!!!!!"
*c xConfiguration Ethernet 1 Speed: Auto
*c xConfiguration Ethernet 1 IP V4 Address: "10.10.10.10"
*c xConfiguration Ethernet 1 IP V4 SubnetMask: "255.255.255.0"
*c xConfiguration Ethernet 1 IP V6 Address: ""
*c xConfiguration Ethernet 2 Speed: Auto
*c xConfiguration Ethernet 2 IP V4 Address: "192.168.0.100"
*c xConfiguration Ethernet 2 IP V4 SubnetMask: "255.255.255.0"
*c xConfiguration Ethernet 2 IP V6 Address: ""
*c xConfiguration IPProtocol: IPv4
*c xConfiguration IP Gateway: "10.10.10.1"
*c xConfiguration IP QoS Mode: None
*c xConfiguration IP QoS Value: 0
*c xConfiguration IP V6 Gateway: ""
*c xConfiguration IP DNS Domain Name: "#####.local"
*c xConfiguration IP DNS Hostname: "VCS1-Control"
*c xConfiguration IP Ephemeral PortRange Start: 40000
*c xConfiguration IP Ephemeral PortRange End: 49999
*c xConfiguration IP RFC4821 Mode: Disabled
*c xConfiguration Administration Telnet Mode: Off
*c xConfiguration Administration SSH Mode: On
*c xConfiguration Administration HTTP Mode: On
*c xConfiguration Administration HTTPS Mode: On
*c xConfiguration Administration LCDPanel Mode: On
*c xConfiguration ExternalManager Address: "10.10.10.104"
*c xConfiguration ExternalManager Path: "tms/public/external/management/system
managementservice.asmx"
*c xConfiguration ExternalManager Protocol: HTTP
*c xConfiguration ExternalManager Server Certificate Verification Mode: On
*c xConfiguration Registration RestrictionPolicy Mode: None
*c xConfiguration Registration RestrictionPolicy Service Protocol: HTTP
*c xConfiguration Registration RestrictionPolicy Service TLS Verify Mode: On
*c xConfiguration Registration RestrictionPolicy Service TLS CRLCheck Mode: Off
*c xConfiguration Registration RestrictionPolicy Service Server 1 Address: ""
*c xConfiguration Registration RestrictionPolicy Service Server 2 Address: ""
*c xConfiguration Registration RestrictionPolicy Service Server 3 Address: ""
*c xConfiguration Registration RestrictionPolicy Service Path: ""
*c xConfiguration Registration RestrictionPolicy Service Status Path: "status"
```



```
*c xConfiguration Registration RestrictionPolicy Service UserName: ""
*c xConfiguration Registration RestrictionPolicy Service Password: "{cipher}
XXXXXXXXXXXXXXXXXXXXXXXXXXXX"
*c xConfiguration Registration RestrictionPolicy Service DefaultCPL: "<reject
status='504' reason='Registration Policy Unavailable'/>"
*c xConfiguration Alternates ConfigurationMaster: 1
*c xConfiguration Alternates Cluster Name: ""
*c xConfiguration Alternates Peer 1 Address: ""
*c xConfiguration Alternates Peer 2 Address: ""
*c xConfiguration Alternates Peer 3 Address: ""
*c xConfiguration Alternates Peer 4 Address: ""
*c xConfiguration Alternates Peer 5 Address: ""
*c xConfiguration Alternates Peer 6 Address: ""
*c xConfiguration Transform 1 Description: "Transform destination aliases to
URI format"
*c xConfiguration Transform 1 State: Enabled
*c xConfiguration Transform 1 Priority: 1
*c xConfiguration Transform 1 Pattern String: "([^\@]*)"
*c xConfiguration Transform 1 Pattern Type: Regex
*c xConfiguration Transform 1 Pattern Behavior: Replace
*c xConfiguration Transform 1 Pattern Replace: "\1@#####.local"
*c xConfiguration Call Loop Detection Mode: On
*c xConfiguration Call Routed Mode: Always
*c xConfiguration Call Services CallsToUnknownIPAddresses: Indirect
*c xConfiguration Call Services Fallback Alias: ""
*c xConfiguration H323 Mode: On
*c xConfiguration H323 Gatekeeper Registration UDP Port: 1719
*c xConfiguration H323 Gatekeeper Registration ConflictMode: Reject
*c xConfiguration H323 Gatekeeper CallSignaling TCP Port: 1720
*c xConfiguration H323 Gatekeeper CallSignaling PortRange Start: 15000
*c xConfiguration H323 Gatekeeper CallSignaling PortRange End: 19999
*c xConfiguration H323 Gatekeeper TimeToLive: 1800
*c xConfiguration H323 Gatekeeper CallTimeToLive: 120
*c xConfiguration H323 Gatekeeper AutoDiscovery Mode: On
*c xConfiguration H323 Gateway CallerId: ExcludePrefix
*c xConfiguration SIP Mode: On
*c xConfiguration SIP Domains Domain 1 Name: "#####.com"
*c xConfiguration SIP Domains Domain 2 Name: "#####.local"
*c xConfiguration SIP Routes Route 1 Method: "SUBSCRIBE"
*c xConfiguration SIP Routes Route 1 Request Line Pattern: ".*@(%localdomains%|
%ip%)"
*c xConfiguration SIP Routes Route 1 Header Name: "Event"
*c xConfiguration SIP Routes Route 1 Header Pattern: "(ua-profile|phonebook).*"
*c xConfiguration SIP Routes Route 1 Authenticated: Off
*c xConfiguration SIP Routes Route 1 Address: "127.0.0.1"
*c xConfiguration SIP Routes Route 1 Port: 22400
*c xConfiguration SIP Routes Route 1 Transport: TCP
*c xConfiguration SIP Routes Route 1 Tag: "Provisioning"
*c xConfiguration SIP Routes Route 2 Method: "INFO"
*c xConfiguration SIP Routes Route 2 Request Line Pattern: ".*@(%localdomains%|
%ip%)"
*c xConfiguration SIP Routes Route 2 Header Name: "Content-Type"
*c xConfiguration SIP Routes Route 2 Header Pattern: "application/tandberg-
phonebook\+xml"
*c xConfiguration SIP Routes Route 2 Authenticated: Off
*c xConfiguration SIP Routes Route 2 Address: "127.0.0.1"
*c xConfiguration SIP Routes Route 2 Port: 22400
*c xConfiguration SIP Routes Route 2 Transport: TCP
*c xConfiguration SIP Routes Route 2 Tag: "Phonebook"
*c xConfiguration SIP Registration Standard Refresh Strategy: Maximum
*c xConfiguration SIP Registration Standard Refresh Minimum: 45
*c xConfiguration SIP Registration Standard Refresh Maximum: 60
*c xConfiguration SIP Registration Outbound Refresh Strategy: Variable
*c xConfiguration SIP Registration Outbound Refresh Minimum: 300
```

*c xConfiguration SIP Registration Outbound Refresh Maximum: 3600
*c xConfiguration SIP Registration Outbound Flow Timer: 0
*c xConfiguration SIP Registration Proxy Mode: Off
*c xConfiguration SIP Registration Call Remove: No
*c xConfiguration SIP Session Refresh Value: 1800
*c xConfiguration SIP Session Refresh Minimum: 500
*c xConfiguration SIP UDP Mode: Off
*c xConfiguration SIP UDP Port: 5060
*c xConfiguration SIP TCP Mode: On
*c xConfiguration SIP TCP Port: 5060
*c xConfiguration SIP TCP Outbound Port Start: 25000
*c xConfiguration SIP TCP Outbound Port End: 29999
*c xConfiguration SIP TLS Mode: On
*c xConfiguration SIP TLS Port: 5061
*c xConfiguration SIP TLS Certificate Revocation Checking Mode: Off
*c xConfiguration SIP TLS Certificate Revocation Checking OCSP Mode: On
*c xConfiguration SIP TLS Certificate Revocation Checking CRL Mode: On
*c xConfiguration SIP TLS Certificate Revocation Checking CRL Network Fetch
Mode: On
*c xConfiguration SIP TLS Certificate Revocation Checking Source Inaccessibility
Behavior: Fail
*c xConfiguration SIP Require UDP BFCP Mode: On
*c xConfiguration SIP Require Duo Video Mode: On
*c xConfiguration SIP Authentication Retry Limit: 3
*c xConfiguration SIP Authentication NTLM Mode: Auto
*c xConfiguration SIP Authentication NTLM SA Lifetime: 28800
*c xConfiguration SIP Authentication NTLM SA Limit: 10000
*c xConfiguration SIP Authentication Digest Nonce ExpireDelta: 300
*c xConfiguration SIP Authentication Digest Nonce Maximum Use Count: 128
*c xConfiguration SIP Authentication Digest Nonce Limit: 10000
*c xConfiguration SIP Authentication Digest Nonce Length: 60
*c xConfiguration SIP GRUU Mode: On
*c xConfiguration SIP MediaRouting ICE Mode: Off
*c xConfiguration Interworking Mode: RegisteredOnly
*c xConfiguration Interworking Encryption Mode: Auto
*c xConfiguration Interworking Encryption Replay Protection Mode: Off
*c xConfiguration Interworking BFCP Compatibility Mode: Auto
*c xConfiguration Interworking Require Invite Header Mode: On
*c xConfiguration Traversal Media Port Start: 50000
*c xConfiguration Traversal Media Port End: 52399
*c xConfiguration Authentication UserName: ""
*c xConfiguration Authentication Password: "{cipher}XXXXXXXXXXXXXXXXXXXXXXXXXX"
*c xConfiguration Authentication LDAP AliasOrigin: LDAP
*c xConfiguration Authentication ADS ADDomain: ""
*c xConfiguration Authentication ADS Workgroup: ""
*c xConfiguration Authentication ADS MachinePassword Refresh: On
*c xConfiguration Authentication ADS SPNEGO: Enabled
*c xConfiguration Authentication ADS SecureChannel: Auto
*c xConfiguration Authentication ADS Encryption: TLS
*c xConfiguration Authentication ADS Mode: Off
*c xConfiguration Authentication ADS Clockskew: 300
*c xConfiguration Zones Policy Mode: SearchRules
*c xConfiguration Zones Policy SearchRules Rule 1 Name: "Local zone ? no domain"
*c xConfiguration Zones Policy SearchRules Rule 1 Description: "Search local
zone for H.323 devices (strip domain)"
*c xConfiguration Zones Policy SearchRules Rule 1 Priority: 48
*c xConfiguration Zones Policy SearchRules Rule 1 Protocol: Any
*c xConfiguration Zones Policy SearchRules Rule 1 Source Mode: Any
*c xConfiguration Zones Policy SearchRules Rule 1 Authentication: No
*c xConfiguration Zones Policy SearchRules Rule 1 Mode: AliasPatternMatch
*c xConfiguration Zones Policy SearchRules Rule 1 Pattern Type: Regex
*c xConfiguration Zones Policy SearchRules Rule 1 Pattern String: "(.+
@#####.local.*"
*c xConfiguration Zones Policy SearchRules Rule 1 Pattern Behavior: Replace

```

*c xConfiguration Zones Policy SearchRules Rule 1 Pattern Replace: "\1"
*c xConfiguration Zones Policy SearchRules Rule 1 Progress: Continue
*c xConfiguration Zones Policy SearchRules Rule 1 Target Type: Zone
*c xConfiguration Zones Policy SearchRules Rule 1 Target Name: "LocalZone"
*c xConfiguration Zones Policy SearchRules Rule 1 State: Enabled
*c xConfiguration Zones Policy SearchRules Rule 2 Name: "Local zone ? full URI"
*c xConfiguration Zones Policy SearchRules Rule 2 Description: "Search local
zone for SIP and H.323 devices with a domain"
*c xConfiguration Zones Policy SearchRules Rule 2 Priority: 51
*c xConfiguration Zones Policy SearchRules Rule 2 Protocol: Any
*c xConfiguration Zones Policy SearchRules Rule 2 Source Mode: Any
*c xConfiguration Zones Policy SearchRules Rule 2 Authentication: No
*c xConfiguration Zones Policy SearchRules Rule 2 Mode: AliasPatternMatch
*c xConfiguration Zones Policy SearchRules Rule 2 Pattern Type: Regex
*c xConfiguration Zones Policy SearchRules Rule 2 Pattern String: "(.+
@#####.local.*"
*c xConfiguration Zones Policy SearchRules Rule 2 Pattern Behavior: Leave
*c xConfiguration Zones Policy SearchRules Rule 2 Pattern Replace: ""
*c xConfiguration Zones Policy SearchRules Rule 2 Progress: Continue
*c xConfiguration Zones Policy SearchRules Rule 2 Target Type: Zone
*c xConfiguration Zones Policy SearchRules Rule 2 Target Name: "LocalZone"
*c xConfiguration Zones Policy SearchRules Rule 2 State: Enabled
*c xConfiguration Zones Policy SearchRules Rule 3 Name: "Traversal zone search rule"
*c xConfiguration Zones Policy SearchRules Rule 3 Description: "Search traversal
zone (Cisco VCS Expressway)"
*c xConfiguration Zones Policy SearchRules Rule 3 Priority: 100
*c xConfiguration Zones Policy SearchRules Rule 3 Protocol: Any
*c xConfiguration Zones Policy SearchRules Rule 3 Source Mode: Any
*c xConfiguration Zones Policy SearchRules Rule 3 Authentication: No
*c xConfiguration Zones Policy SearchRules Rule 3 Mode: AnyAlias
*c xConfiguration Zones Policy SearchRules Rule 3 Progress: Continue
*c xConfiguration Zones Policy SearchRules Rule 3 Target Type: Zone
*c xConfiguration Zones Policy SearchRules Rule 3 Target Name: "TraversalZone"
*c xConfiguration Zones Policy SearchRules Rule 3 State: Enabled
*c xConfiguration Zones Policy SearchRules Rule 4 Name: "External IP address
search rule"
*c xConfiguration Zones Policy SearchRules Rule 4 Description: "Route external
IP address"
*c xConfiguration Zones Policy SearchRules Rule 4 Priority: 100
*c xConfiguration Zones Policy SearchRules Rule 4 Protocol: Any
*c xConfiguration Zones Policy SearchRules Rule 4 Source Mode: Any
*c xConfiguration Zones Policy SearchRules Rule 4 Authentication: No
*c xConfiguration Zones Policy SearchRules Rule 4 Mode: AnyIPAddress
*c xConfiguration Zones Policy SearchRules Rule 4 Progress: Continue
*c xConfiguration Zones Policy SearchRules Rule 4 Target Type: Zone
*c xConfiguration Zones Policy SearchRules Rule 4 Target Name: "TraversalZone"
*c xConfiguration Zones Policy SearchRules Rule 4 State: Enabled
*c xConfiguration Zones Policy SearchRules Rule 5 Name: "LocalZoneMatch"
*c xConfiguration Zones Policy SearchRules Rule 5 Description: "Default rule:
queries the Local Zone for any alias"
*c xConfiguration Zones Policy SearchRules Rule 5 Priority: 50
*c xConfiguration Zones Policy SearchRules Rule 5 Protocol: Any
*c xConfiguration Zones Policy SearchRules Rule 5 Source Mode: Any
*c xConfiguration Zones Policy SearchRules Rule 5 Authentication: No
*c xConfiguration Zones Policy SearchRules Rule 5 Mode: AnyAlias
*c xConfiguration Zones Policy SearchRules Rule 5 Progress: Continue
*c xConfiguration Zones Policy SearchRules Rule 5 Target Type: Zone
*c xConfiguration Zones Policy SearchRules Rule 5 Target Name: "LocalZone"
*c xConfiguration Zones Policy SearchRules Rule 5 State: Enabled
*c xConfiguration Zones DefaultZone Authentication Mode: DoNotCheckCredentials
*c xConfiguration Zones DefaultZone SIP Record Route Address Type: IP
*c xConfiguration Zones DefaultZone SIP TLS Verify Mode: Off
*c xConfiguration Zones DefaultZone SIP Media Encryption Mode: Auto
*c xConfiguration Zones LocalZone DefaultSubZone SIP Media Encryption Mode: Auto

```

```
*c xConfiguration Zones LocalZone DefaultSubZone Authentication Mode:
DoNotCheckCredentials
*c xConfiguration Zones LocalZone DefaultSubZone Registrations: Allow
*c xConfiguration Zones LocalZone DefaultSubZone Bandwidth Total Mode: Unlimited
*c xConfiguration Zones LocalZone DefaultSubZone Bandwidth PerCall Inter Mode:
Unlimited
*c xConfiguration Zones LocalZone DefaultSubZone Bandwidth PerCall Intra Mode:
Unlimited
*c xConfiguration Zones LocalZone TraversalSubZone Bandwidth Total Mode: Unlimited
*c xConfiguration Zones LocalZone TraversalSubZone Bandwidth PerCall Mode:
Unlimited
*c xConfiguration Zones LocalZone SIP Record Route Address Type: IP
*c xConfiguration Zones Zone 1 Name: "TraversalZone"
*c xConfiguration Zones Zone 1 HopCount: 15
*c xConfiguration Zones Zone 1 H323 Mode: On
*c xConfiguration Zones Zone 1 SIP Mode: On
*c xConfiguration Zones Zone 1 Type: TraversalClient
*c xConfiguration Zones Zone 1 TraversalClient Authentication Mode: DoNot
CheckCredentials
*c xConfiguration Zones Zone 1 TraversalClient Authentication UserName:
"#####auth"
*c xConfiguration Zones Zone 1 TraversalClient Authentication Password:
"{cipher}XXXXXXXXXXXXXXXXXXXXXXXXXXXXXXXXXXXX"
*c xConfiguration Zones Zone 1 TraversalClient Registrations: Allow
*c xConfiguration Zones Zone 1 TraversalClient H323 Protocol: Assent
*c xConfiguration Zones Zone 1 TraversalClient H323 Port: 6001
*c xConfiguration Zones Zone 1 TraversalClient SIP Protocol: Assent
*c xConfiguration Zones Zone 1 TraversalClient SIP Port: 7001
*c xConfiguration Zones Zone 1 TraversalClient SIP Transport: TLS
*c xConfiguration Zones Zone 1 TraversalClient SIP TLS Verify Mode: Off
*c xConfiguration Zones Zone 1 TraversalClient SIP Poison Mode: Off
*c xConfiguration Zones Zone 1 TraversalClient SIP Media Encryption Mode: Auto
*c xConfiguration Zones Zone 1 TraversalClient RetryInterval: 120
*c xConfiguration Zones Zone 1 TraversalClient Peer 1 Address: "10.10.10.102"
*c xConfiguration Zones Zone 1 TraversalClient Peer 2 Address: ""
*c xConfiguration Zones Zone 1 TraversalClient Peer 3 Address: ""
*c xConfiguration Zones Zone 1 TraversalClient Peer 4 Address: ""
*c xConfiguration Zones Zone 1 TraversalClient Peer 5 Address: ""
*c xConfiguration Zones Zone 1 TraversalClient Peer 6 Address: ""
*c xConfiguration Bandwidth Default: 384
*c xConfiguration Bandwidth Downspeed PerCall Mode: On
*c xConfiguration Bandwidth Downspeed Total Mode: On
*c xConfiguration Bandwidth Link 1 Name: "DefaultSZtoTraversalSZ"
*c xConfiguration Bandwidth Link 1 Node1 Name: "DefaultSubZone"
*c xConfiguration Bandwidth Link 1 Node2 Name: "TraversalSubZone"
*c xConfiguration Bandwidth Link 1 Pipe1 Name: ""
*c xConfiguration Bandwidth Link 1 Pipe2 Name: ""
*c xConfiguration Bandwidth Link 2 Name: "DefaultSZtoDefaultZ"
*c xConfiguration Bandwidth Link 2 Node1 Name: "DefaultSubZone"
*c xConfiguration Bandwidth Link 2 Node2 Name: "DefaultZone"
*c xConfiguration Bandwidth Link 2 Pipe1 Name: ""
*c xConfiguration Bandwidth Link 2 Pipe2 Name: ""
*c xConfiguration Bandwidth Link 3 Name: "DefaultSZtoClusterSZ"
*c xConfiguration Bandwidth Link 3 Node1 Name: "DefaultSubZone"
*c xConfiguration Bandwidth Link 3 Node2 Name: "ClusterSubZone"
*c xConfiguration Bandwidth Link 3 Pipe1 Name: ""
*c xConfiguration Bandwidth Link 3 Pipe2 Name: ""
*c xConfiguration Bandwidth Link 4 Name: "TraversalSZtoDefaultZ"
*c xConfiguration Bandwidth Link 4 Node1 Name: "TraversalSubZone"
*c xConfiguration Bandwidth Link 4 Node2 Name: "DefaultZone"
*c xConfiguration Bandwidth Link 4 Pipe1 Name: ""
*c xConfiguration Bandwidth Link 4 Pipe2 Name: ""
*c xConfiguration Bandwidth Link 5 Name: "Zone001ToTraversalSZ"
*c xConfiguration Bandwidth Link 5 Node1 Name: "TraversalZone"
```

```

*c xConfiguration Bandwidth Link 5 Node2 Name: "TraversalSubZone"
*c xConfiguration Bandwidth Link 5 Pipe1 Name: ""
*c xConfiguration Bandwidth Link 5 Pipe2 Name: ""
*c xConfiguration Policy AdministratorPolicy Mode: Off
*c xConfiguration Policy AdministratorPolicy Service Protocol: HTTP
*c xConfiguration Policy AdministratorPolicy Service TLS Verify Mode: On
*c xConfiguration Policy AdministratorPolicy Service TLS CRLCheck Mode: Off
*c xConfiguration Policy AdministratorPolicy Service Server 1 Address: ""
*c xConfiguration Policy AdministratorPolicy Service Server 2 Address: ""
*c xConfiguration Policy AdministratorPolicy Service Server 3 Address: ""
*c xConfiguration Policy AdministratorPolicy Service Path: ""
*c xConfiguration Policy AdministratorPolicy Service Status Path: "status"
*c xConfiguration Policy AdministratorPolicy Service UserName: ""
*c xConfiguration Policy AdministratorPolicy Service Password: "{cipher}
XXXXXXXXXXXXXXXXXXXXXXXXXXXXXXXXXXXXXXXXXXXXXXXXXXXX"
*c xConfiguration Policy AdministratorPolicy Service DefaultCPL: "<reject
status='504' reason='Admin Policy Unavailable'/>"
*c xConfiguration Policy FindMe Mode: Off
*c xConfiguration Policy FindMe CallerId: IncomingID
*c xConfiguration Policy FindMe UserDeviceRestriction: Off
*c xConfiguration Applications ConferenceFactory Mode: Off
*c xConfiguration Applications ConferenceFactory Alias: ""
*c xConfiguration Applications ConferenceFactory Template: ""
*c xConfiguration Applications ConferenceFactory Range Start: 1
*c xConfiguration Applications ConferenceFactory Range End: 65535
*c xConfiguration Applications OCS Relay Mode: Off
*c xConfiguration Applications OCS Relay OCS Domain: ""
*c xConfiguration Applications OCS Relay OCS Routing Prefix: "ocs"
*c xConfiguration Applications Presence Server Mode: Off
*c xConfiguration Applications Presence Server Publication ExpireDelta: 1800
*c xConfiguration Applications Presence Server Subscription ExpireDelta: 3600
*c xConfiguration Applications Presence User Agent Mode: Off
*c xConfiguration Applications Presence User Agent ExpireDelta: 3600
*c xConfiguration Applications Presence User Agent RetryDelta: 1800
*c xConfiguration Applications Presence User Agent Presentity Idle Status: Online
*c xConfiguration ResourceUsage Warning Activation Level: 90
*c xConfiguration Services AdvancedMediaGateway Zone Name: ""
*c xConfiguration Services AdvancedMediaGateway Policy Mode: Off

```

```

OK
exit
Bye!

```

Dépannage

Voici les trois problèmes les plus courants que vous pourriez rencontrer :

- **Un câble série incorrect ou défectueux est utilisé.** Assurez-vous d'utiliser le câble fourni avec votre périphérique.
- **Les caractères non reconnaissables s'affichent sur l'écran de la console.** Cela indique que le débit en bauds n'est pas défini correctement. Les débits en bauds sont basés sur des multiples de deux, vous pouvez donc doubler ou réduire de moitié la valeur si nécessaire jusqu'à ce que vous trouviez le paramètre correct. Dans ce cas, le paramètre correct doit être **115 200**.
- **Vous ne pouvez pas vous connecter au logiciel d'émulation de terminal.** Outre les problèmes de câblage, ce problème est généralement dû à l'un de ces problèmes :

Vous tentez de vous connecter via Telnet ou SSH et devez changer votre type de connexion en série lorsque vous utilisez une connexion série.

Vous n'êtes pas sur le bon port COM. Afin de découvrir le port COM que votre PC utilise avec des connexions série USB, accédez à **Panneau de configuration > Gestionnaire de périphériques** et cliquez sur **Ports**. Dans cette fenêtre, vous pouvez vérifier le port COM attribué à votre périphérique série USB.

Les pilotes de votre périphérique série ne sont pas installés. Si tel est le cas, vous devez les localiser et les installer.

- **Vous ne pouvez pas SSH dans le périphérique.** Outre les problèmes de câblage, ce problème est généralement dû à l'un de ces problèmes :

Vous tentez de vous connecter via SSH et vous ne pouvez pas atteindre le périphérique en raison de problèmes de connectivité réseau. Corrigez le problème de connectivité réseau. Sinon, SSH peut ne pas être activé pour le périphérique. Web/HTTP/HTTPS dans le périphérique et assurez-vous que l'accès SSH est activé sous : **Configuration>Configuration système>Services réseau**.

Aucune clé Rivest-Shamir-Addleman (RSA) n'est mise en cache à partir du périphérique. En règle générale, vous êtes invité à accepter la clé RSA. Veuillez à accepter la clé.

Votre connexion échoue en raison d'un nom d'utilisateur et d'un mot de passe incorrects. Assurez-vous d'utiliser le nom d'utilisateur et le mot de passe corrects pour le périphérique.