



Configuring and Validating Smart Licensing

- [Configuring and Validating Smart Licensing from CLI, on page 1](#)
- [Configuring Smart Licensing from GUI, on page 4](#)

Configuring and Validating Smart Licensing from CLI

Smart licensing for Cisco Catalyst IW9167E Heavy Duty Access Point support the following scenarios:

- Smart license management provides a seamless experience with the various aspects of licensing.
- License level can control the feature list by essential, advantage and premier mode.
- IOT specific seats will cache a device list in the mobility scenario and seats will reserve some license usage which is the expected maximum number of devices in the managed network.
- Smart transport mode could connect to CSSM (Cisco Smart Software Manager) directly to sync license usage.
- Airgap mode could use the downloaded file to sync with CSSM manually.
- User should configure same license level on both primary and secondary layer2 ME (Mesh End) or layer3 GW (Global Gateway).



Note Make sure device syncs up right time from NTP (Network Time Protocol) server to establish connection with CSSM successfully.

Smart license level can control the feature list by using the following table:

License Type	Features
Essentials	Unlimited fixed infra throughput (Fluidity and pure fixed infra). 0.5 Mbps Mobility client throughput.
Advantage	50 Mbps mobility client throughput. Cisco URWB Essentials.

License Type	Features
Premier	Unlimited mobility client throughput. Cisco URWB Advantage. Cisco URWB Essentials .

To configure smart license, use the following CLI command.

```
Device# configure license iw-level advantage
```

To configure smart license device number, use the following CLI command.

```
Device# configure license iw-network seats 6
```

To configure smart license online deployment, use the following CLI command.

```
Device# configure license smart transport smart
Device# configure license
Device# configure license smart proxy address 192.168.1.1 (Optional)
Device# configure license smart proxy port 3128 (Optional)
Device# license smart trust idtoken <id_token_generate_from_CSSM> local
Device# configure license smart usage interval 50 (Optional)
```

To configure smart license offline deployment, use the following CLI command.

```
Device# configure license smart transport off
Device# license smart save usage all tftp://192.168.216.201/rum_report_all.xml
Device# license smart import tftp://192.168.216.201/rum_report_ack.xml
```

To configure Reset license configuration as default, use the following CLI command.

```
Device# license smart factory reset
```

(do not type “write” just reload to clear all license configuration)

To Validate smart license type, use the following show command.

```
Device# show license usage
License Authorization Status: Not Applicable
IW9167_URWB_NW_A(IW9167_URWB_NW_A);
Description: Network Advantage for Catalyst Industrial Wireless CURWB Radios
Count: 1
Version: 0.1
Status: IN USE
Export Status: NOT RESTRICTED
Feature Name: IW9167_URWB_NW_A
```

To Validate smart license device number, use the following show command.

```
Device# show license iw seats
6
```

To Validate smart license usage count, use the following show command.

```
Device# show license summary
Account information:
Smart account <none>
Virtual account <none>
License Usage:
License : IW9167_URWB_NW_A
Entitlement Tag : (IW9167_URWB_NW_A)
Count Status : 6 IN USE
```



Note License usage count = Max (configured license seats, active devices)

When device offline, device record paging time is 2 days.

When active devices > configured license seats, ME will try to send license usage report to CSSM every 8 days.

To Validate smart license HA (High Availability) role, use the following show command.

```
Primary_ME# show license tech support
License Usage
=====
Handle 1
.....
Measurements:
ENTITLEMENT:
Interval: 00: 15: 00
Current value: 0
Application Name: UrwbSLP
Application id: UrwbHA
Application Role: Active
Peer info:
Application Name: UrwbSLP
Application id: UrwbHA
Application Role: Standby
PID: 'nullPtr'
UDI: P: IW9167EH-B, S: KWC26330HMR
Smart Account Name: 'nullPtr'
Virtual Account Name: 'nullPtr'
```

```
Standby_ME# show license tech support
License Usage
=====
Handle 1
.....
Measurements:
ENTITLEMENT:
Interval: 00: 15: 00
Current value: 0
Application Name: UrwbSLP
Application id: UrwbHA
Application Role: Standby
Peer info:
Application Name: UrwbSLP
Application id: UrwbHA
Application Role: Active
PID: 'nullPtr'
UDI: P: IW9167EH-B, S: KWC26330HLF
Smart Account Name: 'nullPtr'
Virtual Account Name: 'nullPtr'
```

To Validate smart license CSSM connection, use the following show command:

```
Device# show license status
....
Account information
Smart Account SA-IOT-Polaris As of Sep 28 2022 11: 04:03 CST
Virtual Account: CURWB
Transport:
Type: Smart
Proxy:
Address: 192.168.216.201
```


```
Port: 3128
.....
Policy
Policy in use: Installed on Sep 28 2022 11: 04:03 CST
Policy name: Test policy
Reporting ACK required: no (Customer Policy)
First report requirement (days): 94 (Customer Policy)
Report on change (days): 100 (Customer Policy)
```

Configuring Smart Licensing from GUI

To configure smart licensing from the GUI, follow the below procedures.

1. Select the network license level for Cisco URWB stack.
2. The license level is bound to software features and monitored by CSSM.
3. Set the network seats to consume usage for particular license level (example : Network Essentials for Radios).
4. To Download a usage, Save RUM (Resource Utilization Measurement) reports (license usage information) and save all RUM reports using All options. Save RUM report for the last n number of days (excluding the current day) using Days option.
5. To Upload CSSM Acknowledge and sync license usage, import the ACK (Acknowledge) that downloaded from CSSM on the production instance when Smart agent is in Airgap (Offline) Mode.

Following images are example for GUI configuration of smart licensing (online mode and offline mode).



ULTRA RELIABLE
WIRELESS BACKHAUL

Cisco URWB IW9167EH Configurator
5.21.201.88 - MESH END MODE

IOTOD IW Offline

IW-MONITOR Disabled

FM-QUADRO

GENERAL SETTINGS

- general mode
- wireless radio
- antenna alignment and stats

NETWORK CONTROL

- advanced tools

ADVANCED SETTINGS

- advanced radio settings
- static routes
- allowlist / blocklist
- multicast
- snmp
- radius
- ntp
- ethernet filter
- i2tp configuration
- vlan settings
- Fluidity
- misc settings
- smart license

MANAGEMENT SETTINGS

- remote access
- firmware upgrade
- status
- configuration settings
- reset factory default
- reboot
- logout

SMART LICENSE

Smart License Settings

Select the network license level for Cisco URWB stack.
The license level is bound to software features and monitored by the CSSM.
Set the network seats to consume usage for particular license level.


License Level: Network Essentials for Radios ▾

Platform IW9165 License Seats:

Platform IW9167 License Seats:

i
Smart Agent is set to Online Mode

© 2023 Cisco and/or its affiliates. All rights reserved.



ULTRA RELIABLE
WIRELESS BACKHAUL

Cisco URWB IW9167EH Configurator
5.21.201.88 - MESH END MODE

IOTOD IW Offline

IW-MONITOR Disabled

FM-QUADRO

GENERAL SETTINGS

- general mode
- wireless radio
- antenna alignment and stats

NETWORK CONTROL

- advanced tools

ADVANCED SETTINGS

- advanced radio settings
- static routes
- allowlist / blocklist
- multicast
- snmp
- radius
- ntp
- ethernet filter
- i2tp configuration
- vlan settings
- Fluidity
- misc settings
- smart license

MANAGEMENT SETTINGS

- remote access
- firmware upgrade
- status
- configuration settings
- reset factory default
- reboot
- logout

SMART LICENSE

Smart License Settings

Select the network license level for Cisco URWB stack.
The license level is bound to software features and monitored by the CSSM.
Set the network seats to consume usage for particular license level.

License Level: Network Advantage for Radios

License Level: Network Essentials for Radios


License Level: Network Premier for Radios

Platform IW9165 License Seats:

Platform IW9167 License Seats:

i
Smart Agent is set to Online Mode

© 2023 Cisco and/or its affiliates. All rights reserved.



CISCO
ULTRA RELIABLE
WIRELESS BACKHAUL

Cisco URWB IW9167EH Configurator
5.21.201.88 - MESH END MODE

IOTOD IW Offline

IW-MONITOR Disabled

FM-QUADRO

GENERAL SETTINGS

- general mode
- wireless radio
- antenna alignment and stats

NETWORK CONTROL

- advanced tools

ADVANCED SETTINGS

- advanced radio settings
- static routes
- allowlist / blocklist
- multicast
- snmp
- radius
- ntp
- ethernet filter
- l2tp configuration
- vlan settings
- Fluidity
- misc settings
- smart license

MANAGEMENT SETTINGS

- remote access
- firmware upgrade
- status
- configuration settings
- reset factory default
- reboot
- logout

SMART LICENSE

Smart License Settings

Select the network license level for Cisco URWB stack. The license level is bound to software features and monitored by the CSSM. Set the network seats to consume usage for particular license level.

License Level: Network Essentials for Radios

Platform IW9165 License Seats:

Platform IW9167 License Seats:

Reset
Save

Smart Agent is set to Airgap(Offline) Mode

Download Usage

Save RUM reports (license usage information). Save all RUM reports using All options. Save RUM report for the last n number of days (excluding the current day) using Days option. Save all unreported RUM reports using Unreported option.

Usage range: All

Days:

Download

Upload CSSM ACK

Import the ACK that downloaded from CSSM on the production instance.

Browse
No file selected

© 2023 Cisco and/or its affiliates. All rights reserved.