



## Overview

---

This document is a summary of software functionality that is specific to the Cisco VG420 Voice Gateway.

Cisco VG420 Voice Gateway is a high-density analog voice gateway that provides enterprises, managed services providers, and service providers the ability to directly connect public-switched telephone networks (PSTNs) and existing telephony equipment to Cisco Enterprise Routers.

The fixed-port (FXS and FXO) modules in the voice gateway provide Dual-Tone Multifrequency (DTMF) detection, voice compression and decompression, call progress tone generation, Voice Activity Detection (VAD), echo cancellation, and adaptive jitter buffering. Cisco VG420 Voice Gateway is the intermediate path that enables TDM to IP transition.

The Cisco VG420 Voice Gateway supports the following interfaces:

- Gigabit Ethernet (GE)
- Micro USB Console Port
- RJ45 Console Port
- FXS Ports
- FXO Ports
- Network Interface Module (NIM)

To know how to install this voice gateway, see the *Cisco VG420 Voice Gateway Installation Guide*. After installing the voice-gateway, use this guide to complete a basic router configuration using the setup command facility.

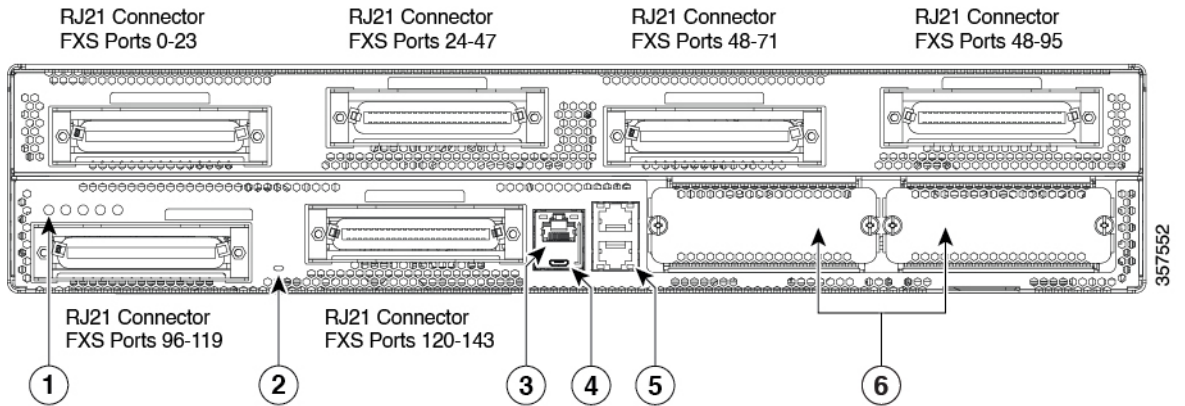
This guide also contains information on using the Cisco IOS software to perform other configuration tasks, such as configuring voice ports and other features.

- [Identify the Device, on page 1](#)

## Identify the Device

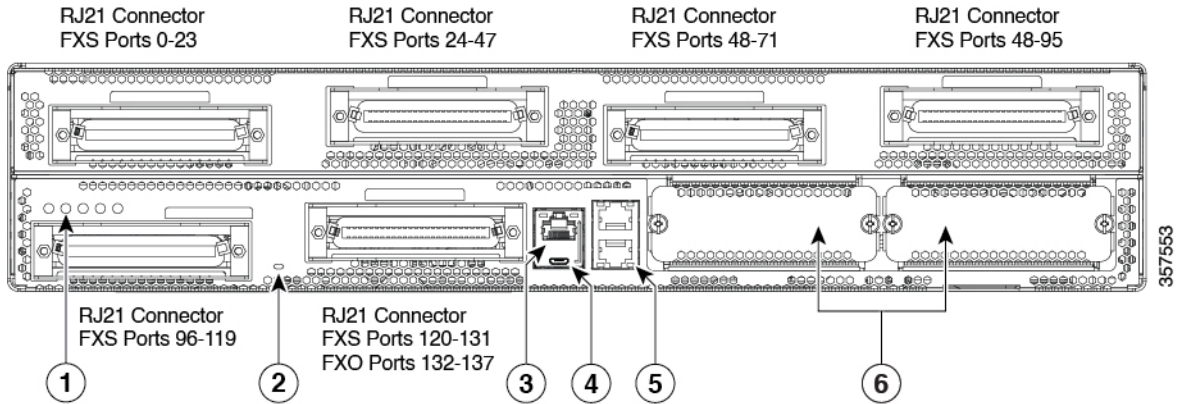
The following images show the I/O and side panel views of the Cisco VG420 Voice Gateway chassis that help you identify this device:

Figure 1: VG420-144FXS I/O Panel View



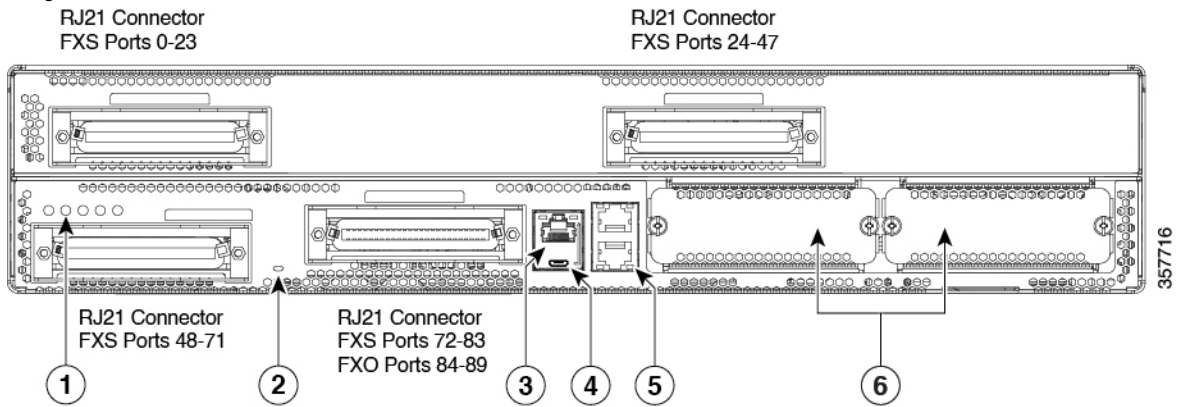
1	Status LEDs
2	FXS LED
3	Serial Console
4	Mini USB Console
5	Ethernet Ports
6	NIM Modules

Figure 2: VG420-132FXS/6FXO I/O Panel



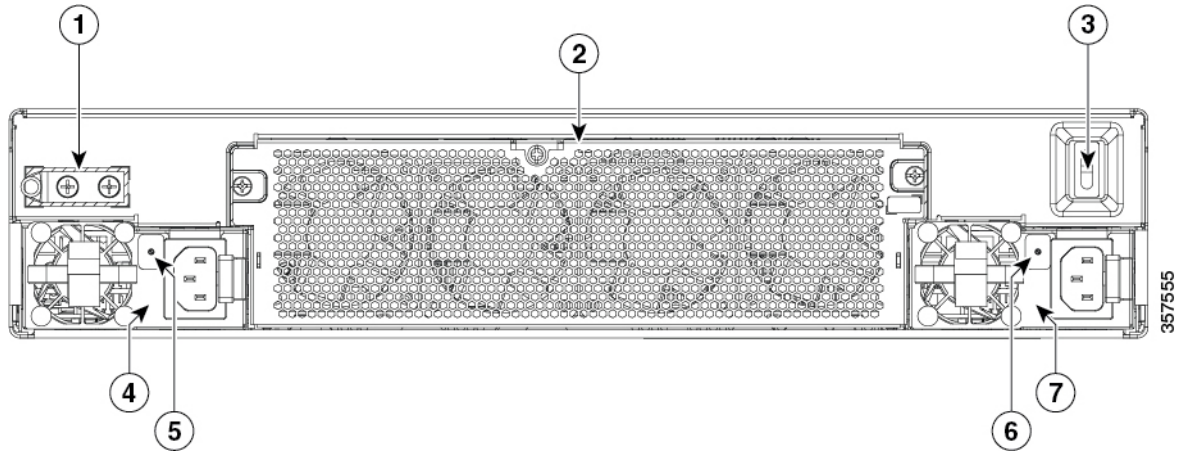
1	Status LEDs
2	FXS LED
3	Serial Console
4	Mini USB Console
5	Ethernet Ports
6	NIM Modules

**Figure 3: VG420-84FXS/6FXO I/O Panel**



1	Status LEDs
2	FXS/FXO LED
3	Serial Console
4	Mini USB Console
5	Ethernet Ports
6	NIM Modules

**Figure 4: Fan/Tray Side of the**



1	Ground Lug
2	Removable Fan Tray
3	Power Switch
4	PSU1
5	PSU1 (Power LED)

6	PSU0 (Power LED)
7	PSU0