



# Cisco MASA Service

*Table 1: Feature History Table*

Feature Name	Release Information	Feature Description
Cisco MASA Service	IOS XR 7.8.1	<p>The Cisco Manufacturer Authorized Signing Authority (MASA) service creates ownership vouchers (OVs) for a Cisco IOS XR router. These OVs along with the owner certificate (OC) <b>certify</b> that the router belongs to a given customer.</p> <p>Use cases where OVs and OCs are required include secure ZTP workflows and securely booting up your device on a 5G cell site over a third-party ethernet service.</p> <p>You can use the MASA service to download, and view logging and audit of OVs for the routers you own.</p> <p>This service also enables Cisco's Account teams to assign the serial number of a device to customers and view details of the logging, verification, and audit of OVs.</p>

## Key Terms and Concepts

**Authentication Flow:** The purpose of the Authentication flow is to identify and authenticate the router when it boots up. During this flow, the router also checks if the network can be trusted. The router does this by:

- validating the OV it received during the bootstrapping process and
- verifying the signature on the onboarding information with the owner certificate it received during the bootstrapping process.

The workflow involves the router booting to dynamically obtain OV from Manufacturer Authorized signing Authority (MASA).

**MASA Service:** There are many services that require the ownership of the router to be authenticated, so it can be trusted by the network. MASA is a service run by Cisco to create and log OVs that are then used to validate the ownership of the router.

**Owner Certificate:** The OC is an X.509 certificate [RFC5280] that is used to identify an *owner*, for example, an organization. The OC can be signed by any certificate authority (CA).

The OC is used by a router to verify the CA signature using the public key that is also in the owner certificate.

The OC structure must contain the owner certificate itself, as well as all intermediate certificates leading to the "pinned-domain-cert" (PDC) certificate specified in the ownership voucher.

**Ownership Voucher:** The ownership voucher (OV) [RFC8366] is used to securely identify the router's owner, as known to the manufacturer. The ownership voucher is signed by the device's manufacturer.

The OV is used to verify that the owner certificate has a chain of trust leading to the trusted certificate (PDC) included in the ownership voucher.

**pinned-domain-cert:** The PDC field present in the OV typically pins a domain certificate, such as the certificate of a domain CA.

- [Why Do I Need Cisco MASA?, on page 2](#)
- [Use Cases for Ownership Vouchers, on page 2](#)
- [Authentication Flow, on page 3](#)
- [Interacting with the MASA Server, on page 5](#)
- [Workflow to Provision a Router Using Ownership Voucher, on page 13](#)

## Why Do I Need Cisco MASA?

The Cisco MASA service securely authorizes ownership of a router so that the router can then establish a secure connection to the router owner's (your) network infrastructure.

The establishment of the ownership of the router is achieved through an [Authentication Flow](#) that on successful completion generates an ownership voucher (OV). The primary purpose of the OV is to securely convey a certificate—the "pinned-domain-cert" (PDC), that the router can then use to authenticate subsequent interactions with the network, for example, secure bootstrapping. Establishing ownership is important to the bootstrapping mechanisms so that the router can authenticate the network that is trying to take control of it.

## Use Cases for Ownership Vouchers

### • Secure Zero Touch Provisioning (ZTP) Bootstrapping

Secure ZTP requires the ability to securely bootstrap a router over an untrusted network. This requires the ability of MASA to provide an OV to the router. The OV is used to authenticate the router to ensure connectivity of the router to the network.

For more information on Secure ZTP, see the Secure Zero Touch Provisioning chapter in the *System Setup and Software Installation Guide for NCS 5500 Series Routers*.



---

**Note** MASA can help generate OVAs for Cisco Routers only.

---

- **Application Hosting on XR**

Cisco IOS XR's Application Hosting (App Hosting) capability provides an IOS XR container on the router. This allows an application that augments XR features to be deployed. These applications can fall in one of the following categories:

- Customer Apps—developed by Cisco's customers and cannot be signed by Cisco.
- Partner Apps—developed by partners and are signed by Cisco.
- Cisco App—developed by Cisco and signed by Cisco.

You can use MASA in conjunction with the Golden ISO Tool ([gisobuild.py](#)) to provide the OVAs to enable secure workflows for onboarding third party RPMs on router running Cisco IOS XR.

For more information, see the *Application Hosting Guide for Cisco NCS 5500 Series Routers*.

- **Deploy Router Using BootZ**

Bootz is a secure zero-touch provisioning solution for data centers that automates the setup of network devices while ensuring robust security. It enables devices to connect and authenticate with the Bootz server, safeguarding the onboarding process against unauthorized access and cyber threats, streamlining remote device configuration without compromising safety.

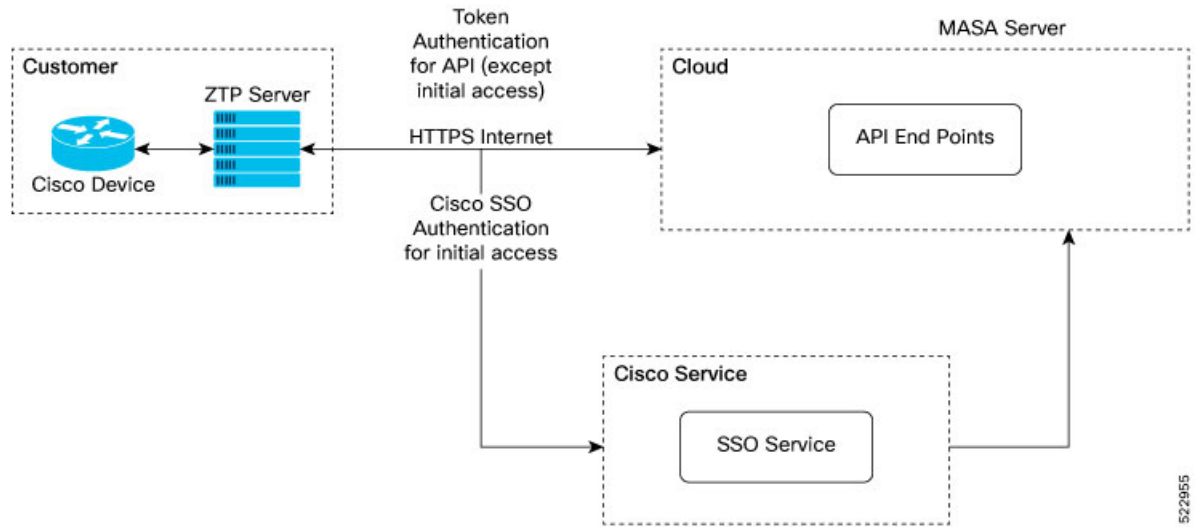
Bootz uses a MASA to issue OVAs that authenticate network devices during zero-touch provisioning.

For more information on BootZ, see the *System Setup and Software Installation Guide for NCS 5500 Series Routers*.

## Authentication Flow

The following figure is a high-level overview of different components involved in the authentication flow.

Figure 1: Components of the Authentication Flow



522955

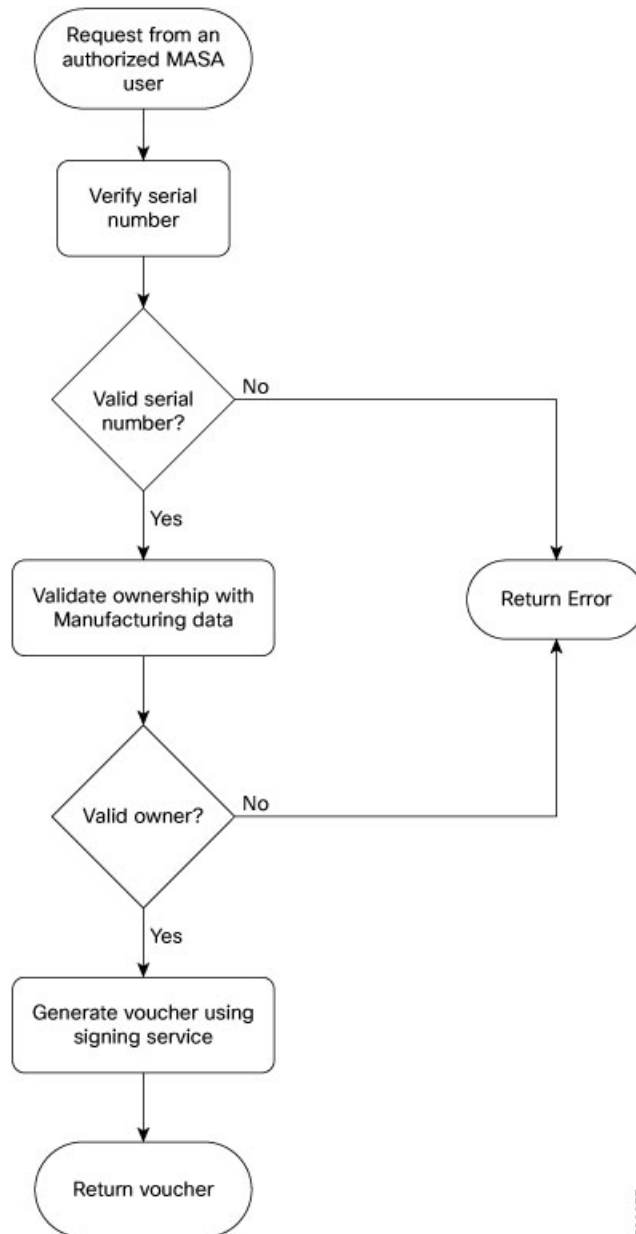
You can interact with the MASA Server web application through the ZTP Server to request, manage, and download the OV's for your routers.

The Zero Touch Provisioning (ZTP) server is used to make a REST API call to the MASA Server.

The MASA Server authenticates the user, and on successful validation, generates the OV's.

The following figure illustrates the typical workflow to obtain the OV's.

Figure 2: Workflow to Obtain Ownership Vouchers



## Interacting with the MASA Server

There are two ways to interact with the MASA server:

- through Web Application
- through REST API calls

## Entities

The following entities interact with the MASA Server:

- **Organization**—A group in MASA specific to a Cisco customer. Data and access for each Organization is available to members of that group only.
- **Admin**—One or more initially-designated member(s) of an Organization who can invite other members into that organization in MASA, set access restrictions, and adjust other organization level settings.
- **User**—Any non-admin member of an organization who can interact with MASA. A user must be invited into an organization by the Admin
  - By default, new users have view-only access.
  - The Admin assigns permissions to request, download, or archive ownership vouchers

## Prerequisites for Interacting with MASA Server

1. You must be an authorized MASA User
  - You must have a Cisco account and an active invitation to access MASA for the first time.




---

**Note** Contact the Cisco Technical Assistance team or your Account team to get a Cisco account.

---

- Initial authentication requires *Cisco Single Sign On* to the MASA web application ([masa.cisco.com](https://masa.cisco.com)).

For subsequent authentication, you can generate access keys called *tokens*. Tokens serve as an alternative authentication mechanism that can be passed along in the header of API calls.




---

**Note** To generate access keys for the first time, on [masa.cisco.com](https://masa.cisco.com), go to **Settings** → **Tokens**. For subsequent sessions, use API calls to manage existing tokens or create new ones as long as an unexpired token is still available.

---

The following is an example of using a token in a header of a REST API call.

```
`Authorization: Bearer
637c98ddcc58c75f679a94d7f244777be05c6600923c4549bc5669b26e04f2bc
gAAAAABjfRr9hqndFqbuqes9OvcfgucApgxpm9qoVmUidYEs-_AzIU7yue-10dazZ3Rrk6vJHYD2Je7Z-IOD1Zc7kYSuBTX0
6GcQvF2e3nSM-_F9BoltjxAHcXkoMgbqS4APFGi16LiWRyP2b1_0rZO-EaTKFLEldTLfMAmovPDKZZ5vbBwRS058PZNIvB3IZIZ
jftYYyi9H_grazfwnAImjKbQC6tjQw==`
```

Tokens can have a custom validity period of up to six months that can be revoked at any time. The scope of the tokens is limited to scope of your role.

2. ZTP server must be able to access the Internet




---

**Note** MASA application is served through HTTPS to provide a secure connection between the end user and the service.

---

## User Permissions

The MASA Server supports Role Based Access Control and provides the following access:

- Regular user—By default, regular users have only read access to their organization. Admin users can provide additional privileges as required.
- Admin—Admin users have the ability to view and manage OV's for all routers in the database in their organization as well as other privileges as mentioned in the table below.

**Table 2: User Permissions**

Type	Regular User	Admin
Invite other People into the organization	Not allowed	Allowed by default
Add or remove permissions for other users	Not allowed	Allowed by default
View all existing vouchers	Allowed by default	Allowed by default
Request new vouchers	Permission can be provided by Admin	Allowed by default
Download vouchers	Permission can be provided by Admin	Allowed by default
Archive vouchers	Permission can be provided by Admin	Allowed by default

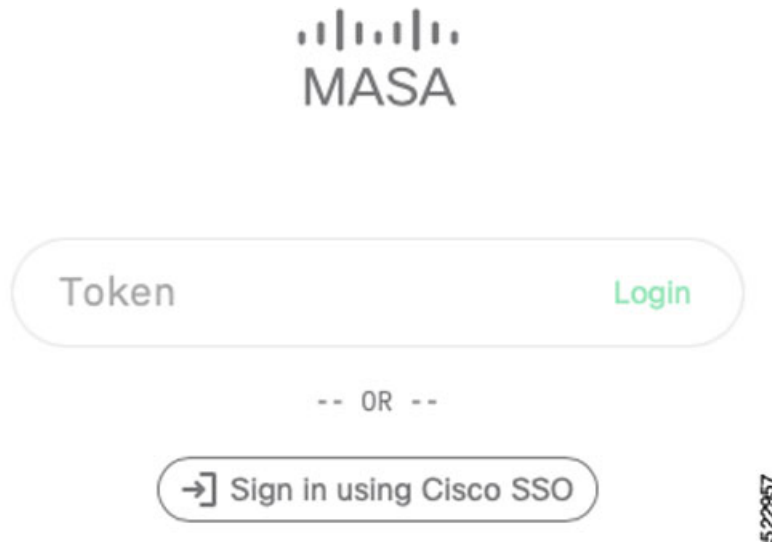
## Interacting with MASA Through Web Application

**Table 3: Feature History Table**

Feature Name	Release Information	Feature Description
Pre-upload Pinned-Domain Certificate	Release 24.1.1	<p>Introduced in this release on: NCS 5500 fixed port routers; NCS 5700 fixed port routers; NCS 5500 modular routers (NCS 5500 line cards; NCS 5700 line cards [Mode: Compatibility; Native])</p> <p>You can now pre-upload your Pinned-Domain Certificate (PDC) credentials before requesting OV's Ownership Vouchers (OVs) from the MASA server, thus making the voucher request process easier.</p>

1. Go to [masa.cisco.com](https://masa.cisco.com)

Figure 3: Sign in Page—MASA Web Application



2. Click **Sign in using Cisco SSO**.
3. Enter your username and password to access the application
4. Accept the End User License Agreement.

The MASA Home page displays the status of any recent requests that were initiated and quick links to download any recently generated ownership vouchers.

Figure 4: Home Page—MASA Web Application

Serial Number	Requested By	Requested	Expires	Assertion	Status	Request ID	Voucher ID	PDC Organization	Actions
FOC2221R1AA	user@cisco.com	Sep 14 2022, 12:09 PM	Jun 2 2023, 12:27 PM	LOGGED	COMPLETED	c46e4fb8-3469-11...	c4790da8-3469-11...	Cisco Systems Inc.	[Download] [Refresh]
FOC21271Q1Q	user@cisco.com	Sep 1 2022, 4:07 PM	Jun 2 2023, 12:27 PM	LOGGED	COMPLETED	cb4a095a-2a4a-11...	cb5506ca-2a4a-11...	Cisco Systems Inc.	[Download] [Refresh]
FOC2249R0B9	user2@cisco.com	Jun 7 2022, 10:44 AM	Jun 2 2023, 12:27 PM	LOGGED	COMPLETED	7f275906-e689-11...	7f295224-e689-11...	Cisco Systems Inc.	[Download] [Refresh]
FOC22362FRC	user2@cisco.com	Jun 6 2022, 7:05 PM	Jun 2 2023, 12:27 PM	LOGGED	COMPLETED	5a527c69-e606-11...	5a54cf24-e606-11...	Cisco Systems Inc.	[Download] [Refresh]

### Requesting OVs for Your Router

1. Click **New Request** on the top right of the Home page.
2. In the New Request dialog box, enter details for one of the following:
  - Serial number of your router

You can get the serial number from the bottom of your router; it is an 11 digit alphanumeric string. You can also get the serial number by running the **show inventory** command on your router.



- Pinned-domain Certificate

There are multiple ways to generate a PDC (.pem). For example, through [OpenSSL](#). You can either paste the content of the certificate directly or browse to a file that contains the PDC.

You can pre-upload the certificate prior to requesting the OV.

To select the pre-uploaded certificate while requesting OV, turn on the toggle button named *use pre-uploaded certificate*. You can see the already uploaded certificates here, you can select the certificate from this list.

- Serial number of one or more routers for which you want the OVs.



**Note** Always use the serial number of the chassis of your router.

**Figure 5: New Request Page**

### New Request

✕

Use Pre-Uploaded Certificate

📄 Pinned Domain Certificate \*

Choose a file
Browse

Drag or Choose a file, Paste or Enter Certificate

[123] Serial Numbers \*

Choose a file
Browse

Drag or Choose a file, Paste or Enter Serial Numbers

✔ Platform Key Certificate i

Choose a file
Browse

Drag or Choose a file, Paste or Enter Certificate

📅 Expiry
Default - 1 year

📄 OS Type

IOS XR
IOS XE

⚙️ Override
 OFF

🔒 Security profile
 OFF

🔄 Request

Figure 6: Home Page—With New OVs Displayed

Serial Number	Requested By	Requested	Expires	Assertion	Status	Request ID	Voucher ID	PDC Organization	Actions
FOC22362ENG	user@cisco.com	Nov 23 2022, 1:11 PM	Jun 2 2023, 12:27 PM	LOGGED	COMPLETED	7638f4e8-6b73-11-	76442cfa-6b73-11-	Cisco Systems Inc.	[Download] [Refresh]
FOC2237R0NK	user@cisco.com	Nov 23 2022, 1:11 PM	Jun 2 2023, 12:27 PM	LOGGED	COMPLETED	7638f4e8-6b73-11-	76f5e012-6b73-11-	Cisco Systems Inc.	[Download] [Refresh]

Depending on your user permissions, you can perform the following actions from the Home page.

- Download the generated OVs.
- Regenerate OVs.
- View details of past requests
- Filter, sort, and group the requests based on their attributes
- Archive the OVs.

## Interacting with MASA Through REST APIs

You can also use APIs to programmatically interact with the MASA service.

See the [OpenAPI documentation page](#) that contains details about the paths, formats, and structures of the APIs.

For example, use this API to request for the ownership voucher:

```
POST /request/ov
```

Use this API to fetch details about an already generated voucher:

```
GET /voucher/{voucher_id}
```

Name	Description
<b>voucher_id</b> * required string(\$uuid) (path)	The Voucher ID to fetch the details for

voucher\_id

522961

Response:

```
{
  "ok": true,
  "voucher": {
    "req_id": "3fa85f64-5717-4562-b3fc-2c963f66afa6",
    "voucher_id": "3fa85f64-5717-4562-b3fc-2c963f66afa6",
    "requested_at": "2022-08-31T09:43:39.719Z",
    "created_at": "2022-08-31T09:43:39.719Z",
    "expires_at": "2022-08-31T09:43:39.719Z",
    "last_renewal_at": "2022-08-31T09:43:39.719Z",
    "assertion": "logged",
    "status": "completed",
    "serial_number": "T8I52J1IKOM",
    "pdc_organization": "Cisco Systems",
    "requested_by": "user1@cisco.com"
  }
}
```



**Note** “serial Number” is serial number of the route processor. You can provide up to 20 serial numbers in a single request.

## Interaction with MASA through gRPC

Table 4: Feature History Table

Feature Name	Release Information	Feature Description
Interaction with MASA through gRPC	Release 24.1.1	<p>Introduced in this release on: NCS 5500 fixed port routers; NCS 5700 fixed port routers; NCS 5500 modular routers (NCS 5500 line cards; NCS 5700 line cards [Mode: Compatibility; Native])</p> <p>From this release, you can use the gRPC protocol to interact with MASA APIs in addition to the current HTTP protocols. Through structured serialization of data with gRPC's Protocol Buffers, the communication between services is made more efficient, type-safe, and consistent.</p>

The following MASA APIs are accessible using gRPC protocol in addition to http protocol:

RPC	Description
rpc GetGroup	Returns the domain-certificates (keyed by id), serials, and user/role mappings for that group.
rpc AddUserRole	Assigns a role to a user in a named group. Username is unique to an Org ID.
rpc RemoveUserRole	Removes a role from a user in a named group. Username is unique to an Org ID.
rpc GetUserRole	Returns the roles that the user is assigned in the group. Username is unique to an Org ID. A user can only view roles of another user in the group that it has a role assigned to.
rpc CreateDomainCert	Creates the certificate in the group.
rpc GetDomainCert	Reveals the details of the certificate.
rpc DeleteDomainCert	Deletes the certificate from the database.
rpc GetOwnershipVoucher	Issues an ownership voucher.

For more information on gRPC, see Use gRPC Protocol to Define Network Operations with Data Models in the *Programmability Configuration Guide for NCS 5500 Series Routers*.

# Workflow to Provision a Router Using Ownership Voucher

The following figure illustrates the complete workflow to provision a Cisco IOS XR router by using the ownership vouchers.

