



Cable and Port Specifications

The section provides the cable and port specifications, and includes the following:

- [Cables and Adapters Provided, on page 1](#)
- [Console Port, on page 1](#)
- [Out of Band Management 10/100/1000 Ethernet Port, on page 2](#)
- [Supported Power Cords and Plugs, on page 4](#)

Cables and Adapters Provided

The Cisco MDS 9700 Series accessory kit includes the following items:

- RJ-45 rollover cable
- RJ-45/DSUB F/F adapter—RJ-45 to DB-25 female DTE adapter (labeled “Terminal”)
- RJ-45/DSUB R/P adapter—RJ-45 to DB-25 male DCE adapter (labeled “Modem”)



Note

- Additional cables and adapters can be ordered from your customer service representative.
 - If you purchased Cisco support through a Cisco reseller, contact the reseller directly. If you purchased support directly from Cisco Systems, contact Cisco Technical Support at this URL: http://www.cisco.com/en/US/support/tsd_cisco_worldwide_contacts.html
-

Console Port

The console port is an asynchronous RS-232 serial port with an RJ-45 connector. You can use the RJ-45 rollover cable and the RJ-45/DSUB F/F adapter or the RJ-45F PC terminal adapter to connect the console port to a computer running terminal emulation software.

Console Port Pinouts

The following table lists the pinouts for the console port on the Cisco MDS 9700 Series switch.

Table 1: Console Port Pinouts

Pin	Signal
1 ¹	RTS
2	DTR
3	TxD
4	GND
5	GND
6	RxD
7	DSR
8	CTS

¹ Pin 1 is connected internally to pin 8.

Connecting the Console Port to a Computer Using the DB-25 Adapter

You can use the RJ-45 rollover cable and RJ-45/DSUB F/F adapter (labeled “Terminal”) to connect the console port to a computer running terminal emulation software. The following table lists the pinouts for the console port, the RJ-45 rollover cable, and the RJ-45/DSUB F/F adapter.

Table 2: Port Mode Signaling and Pinouts with the DB-25 Adapter

Console Port	RJ-45 Rollover Cable		RJ4-5/DSUB F/F Terminal Adapter	Console Device
Signal	RJ-45 Pin	RJ-45 Pin	DB-25 Pin	Signal
RTS	1	8	5	CTS
DTR	2	7	6	DSR
TxD	3	6	3	RxD
GND	4	5	7	GND
GND	5	4	7	GND
RxD	6	3	2	TxD
DSR	7	2	20	DTR
CTS	8	1	4	RTS

Out of Band Management 10/100/1000 Ethernet Port

The MGMT 10/100/1000 Ethernet port (referred as mgmt0 interface on the switch) is an Ethernet port with an RJ-45 connector. You can use a modular, RJ-45, straight-through UTP cable to connect the management port to an external hub, switch, or router as described in the following figure.

Figure 1: RJ-45 Interface Cable Connector

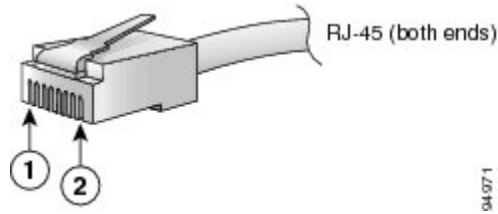


Table 3:

Legend	Description
1	Pin 1
2	Pin 8

The following table lists the connector pinouts and signal names for a 10/100/1000BASE-T management port (MDI) cable.




Note The RJ-45 interface only uses pins 1, 2, 3, and 6.

Table 4: 10/100/1000BASE-T Management Port Cable Pinout (MDI)

Pin	Signal
1	TD+
2	TD-
3	RD+
6	RD-
4	Not used
5	Not used
7	Not used
8	Not used

Figure 2: Twisted-Pair 10/100/1000BASE-T Cable Schematic



Supported Power Cords and Plugs

Each power supply has a separate power cord. Standard power cords or jumper power cords are available for connection to a power distribution unit having IEC 60320 C19 outlet receptacles.

Power Cords

The standard power cords have an IEC C19 connector on the end that plugs into the switch. The optional jumper power cords have an IEC C19 connector on the end that plugs into the switch, and an IEC C20 connector on the end that plugs into an IEC C19 outlet receptacle.



Note

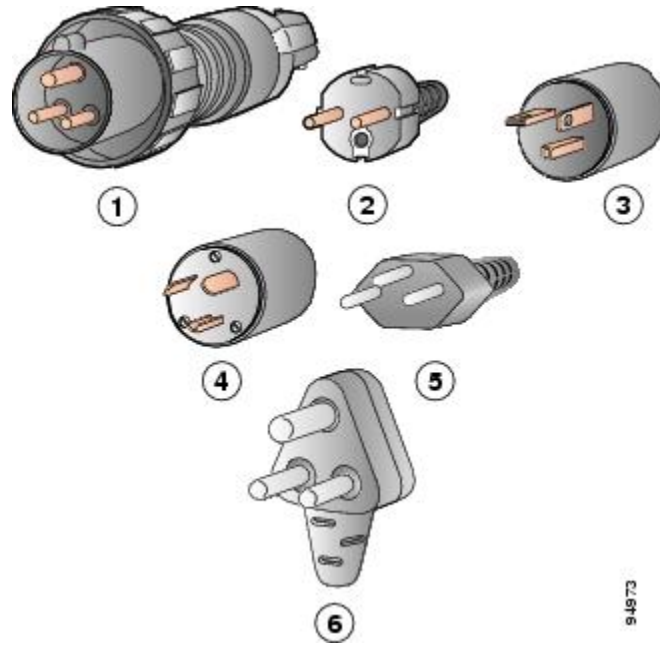
- Only the regular power cords or jumper power cords are provided with the switch.
- If you do not order the optional power cord with the system, you are responsible for selecting the appropriate power cord for the product. Using a non-compatible power cord with this product may result in electrical safety hazard. Orders delivered to Argentina, Brazil, and Japan must have the appropriate power cord ordered with the system.

The following table lists the power cords for the Cisco MDS 9700 Series switch and provides their lengths in feet and meters.

Supported Plugs for 3000 W AC Power Supplies

The following figure shows the supported plugs for the 3000 W AC power supplies.

Figure 3: 3000-W AC Power Supply Plugs



Legend	Description
1	International (3000 W) IEC 309 (20 A)
2	Europe (3000 W) CEE 7/7 (16 A)
3	North America (non-locking) -3000W NEMA 6-20 plug (20 A)
4	North America (locking) (3000 W) NEMA L6-20 plug (20 A)
5	Switzerland (3000 W) 23 G SEV 1011 (16 A)
6	South Africa (3000 W) EL 208, SABS 164-1 (16 A)

The following figure shows an additional plug that is supported for the 3000 W power supply using 110 VAC.



Note Using the plug displayed in the following figure at 110 VAC results in 1450 W available to the system.

Figure 4: Additional Power Supply Plug Supported for 3000 W 110 VAC Only

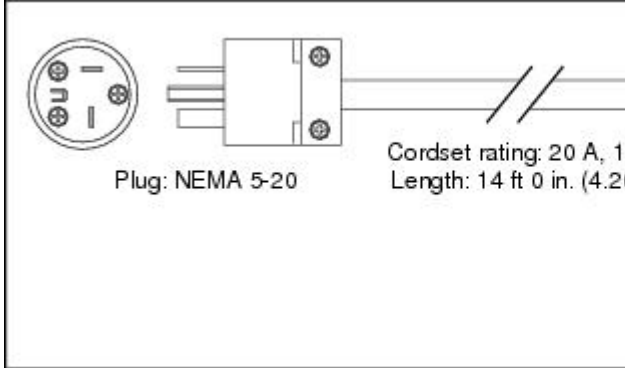
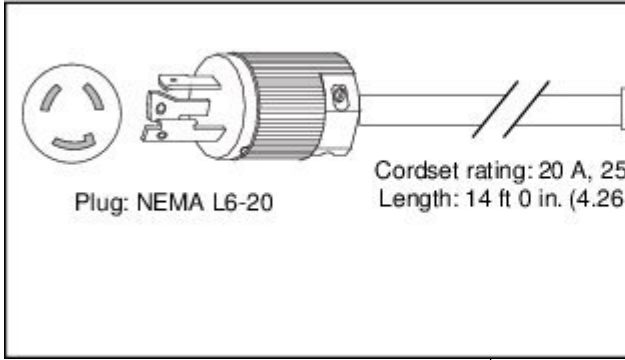


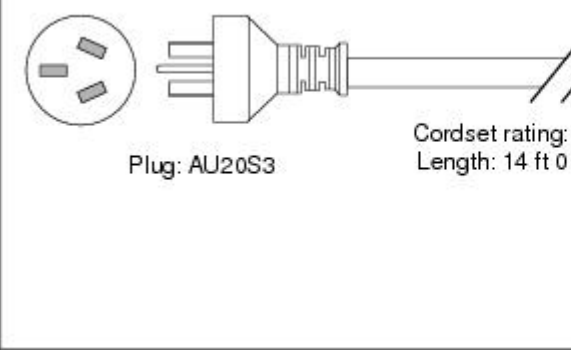
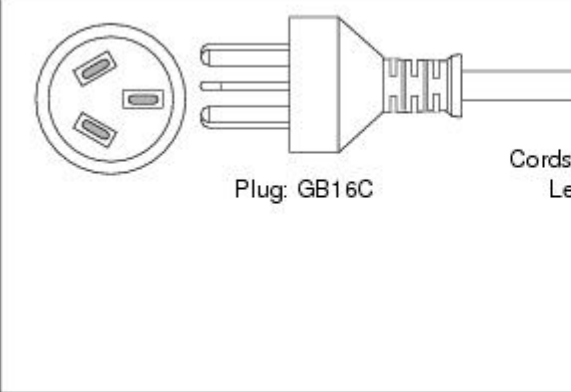
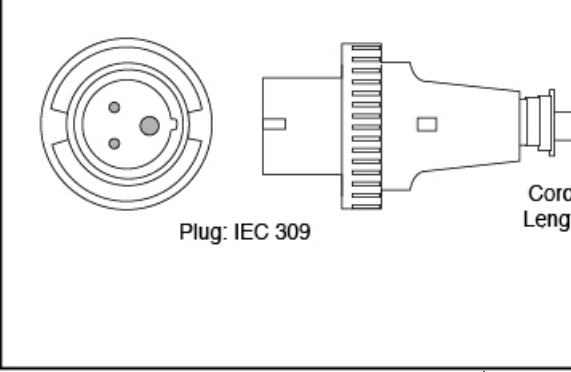
Legend	Description
1	NEMA 5-20P North American power cord product ID: CAB-7513AC 110 VAC (20 A)

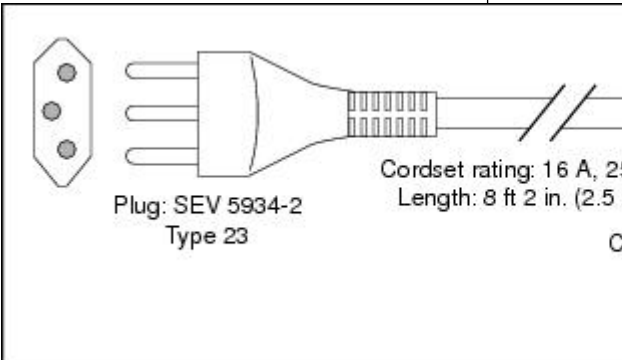
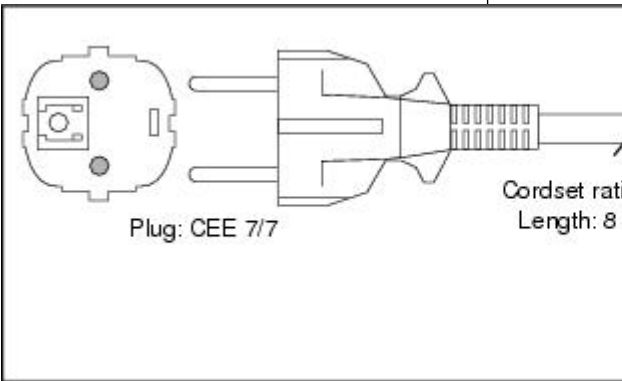
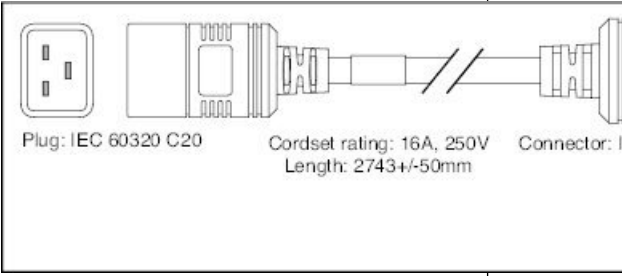
Power Supply AC Power Cords

The following table lists the specifications for the 3000 W AC power cords that are available for the AC-input power supply. Included in the table are references to illustrations of the power cords.

Table 5: Power Supply AC Power Cords

Locale	Power Cord Part Number	Source Plug Type	Cordset Rating	
North America/Japan	CAB-9K2A-NA	NEMA 5-20	20 A, 125 VAC	 <p>Plug: NEMA 5-20 Cordset rating: 20 A, 125 VAC Length: 14 ft 0 in. (4.27 m)</p>
US/Japan	CAB-9K16A-US2	NEMA L6-20	16 A, 250 VAC	 <p>Plug: NEMA L6-20 Cordset rating: 16 A, 250 VAC Length: 14 ft 0 in. (4.27 m)</p>

Locale	Power Cord Part Number	Source Plug Type	Cordset Rating	
Australia	CAB9K16A-AUS	AU20S3	16 A, 250 VAC	 <p>Diagram showing the AU20S3 plug and cordset. The plug is a three-pronged Australian standard plug. The cordset is shown with a circular inlet and a three-pronged plug. Labels include "Plug: AU20S3" and "Cordset rating: Length: 14 ft 0 in".</p>
China	CAB9K16A-CH	GB16C	16 A, 250 VAC	 <p>Diagram showing the GB16C plug and cordset. The plug is a three-pronged Chinese standard plug. The cordset is shown with a circular inlet and a three-pronged plug. Labels include "Plug: GB16C" and "Cordset rating: Length: 14 ft 0 in".</p>
International	CAB9K16A-INT	IEC 309	16A 250V AC	 <p>Diagram showing the IEC 309 plug and cordset. The plug is a circular IEC standard plug with three pins. The cordset is shown with a circular inlet and an IEC 309 plug. Labels include "Plug: IEC 309" and "Cordset rating: Length: 14 ft 0 in".</p>

Locale	Power Cord Part Number	Source Plug Type	Cordset Rating	
Switzerland	CAB-9K16A-SW	SEV 5934	16 A 250 VAC	 <p>Plug: SEV 5934-2 Type 23</p> <p>Cordset rating: 16 A, 250 V Length: 8 ft 2 in. (2.5 m)</p>
Continental Europe	CAB-9K16A-EU	CEE7/7	16 A 250 VAC	 <p>Plug: CEE 7/7</p> <p>Cordset rating: 16 A, 250 V Length: 8 ft 2 in. (2.5 m)</p>
Cabinet Jumper Power Cord	CAB-C19-CBN	C 20-C19	16 A 250 VAC	 <p>Plug: IEC 60320 C20</p> <p>Cordset rating: 16A, 250V Length: 2743+/-50mm</p> <p>Connector: C19</p>