

Get to Know the WAP581 Wireless-AC/N Dual Radio Access Point with 2.5GbE LAN



Introduction

The WAP581 Wireless-AC/N Dual Radio Access Point with 2.5GbE Local Area Network (LAN) delivers secure and reliable wireless connectivity. It allows you to improve your Wi-Fi coverage and connectivity concurrent dual-band radio technology. Equipped with Gigabit Ethernet LAN interfaces with Power over Ethernet (PoE), the high-performance WAP581 Wireless-AC Dual Radio Access Point facilitates flexible installation and reduce cabling costs.

To provide highly secure access to guests and other users, the WAP581 features a captive portal with multiple authentication options and the ability to configure rights, roles, and bandwidth.

This article introduces you to the WAP581 Wireless-AC/N Dual Radio Access Point with 2.5GbE LAN


Product Features

- 4x4 multiuser, multiple-input, multiple output (MU-MIMO) on 5 GHz
- 3x3 MIMO technology on 2.4 GHz
- Dual Gigabit Ethernet LAN
- Energy-Efficient Ethernet
- Link Aggregation
- Integrated Wireless Spectrum Analysis


- Captive Portal
- Single Point Setup
- FindIT Network Management support

Product Views


Front View



Back View



Package Contents



a.) WAP581 Wireless-AC/N Dual Radio Access Point with 2.5GbE LAN

b.) Ethernet Cable

c.) Mounting plate

d.) Mounting screws and anchors

Minimum Requirements

- A computer with one of the following browser support:

- Internet Explorer 9.0 or later

- A recent version of either Chrome, Firefox or Safari

- One or more Ethernet network switches with either PoE, PoE injector or external power adapter
- Tools for Installing the hardware

Default Settings

Username	cisco
Password	cisco
LAN IP Address	DHCP address assigned by server
Fallback LAN IP Address	192.168.1.245
Subnet Mask	255.255.255.0

Technical Details

Status LEDs

Power	Off	The WAP581 is out of power.
	Solid (Green)	The WAP581 is normal; No wireless client is connected.
	Flashing (Green)	The device is booting
	Solid (Blue)	The WAP581 is normal; At least 1 wireless client is connected.
	Flashing (Blue)	The WAP581 is upgrading the firmware.
	Solid (Red)	The WAP581 failed to boot with both firmware images.
	Flashing cycle with green and blue	New firmware updates can be downloaded from cisco.com.
Ethernet: Left-Green	Off	No Ethernet link.
	Solid (Green)	Ethernet link is active
	Flashing (Green)	Transmitting or receiving data.
Ethernet No. 0: Right-Green	Off	Gigabit Ethernet link is active
	Solid Green	2.5 Gigabit Ethernet Link is active
Ethernet No. 1: Right-Green	Off	Fast Ethernet link is active
	Solid (Green)	Gigabit Ethernet link is active

Note: To know more about the product specification of the WAP581, click [here](#).

View a video related to this article...

[Click here to view other Tech Talks from Cisco](#)