

Webroot Subscription for RV260 Routers

Objective

This article explains the details for purchasing a Webroot subscription for RV260 routers.

Applicable Devices | Firmware Version

- RV260 Series Routers | 1.0.01.01

Introduction

Webroot provides web filtering options for your network, which allows you to look up URLs and see their content category, reputation score, and status. You can also set policies to allow or block specific traffic in your network.

Web filtering helps keep networks secure and can keep users focused and productive. If you want to see a video on web filtering, check out [Cisco Tech Talk: Web Filtering on an RV260 Router](#).

Your RV260 came with a free one-year trial of Webroot. The trial started the day you started using your router, whether you turned on the feature or not. If you purchased your RV260 when the router first came on the market, you had free access for even longer than a year, lucky you! As they say, all good things must come to an end, and your free subscription will expire. This will cause your web filtering to stop working. If you didn't submit an active email address when you activated web filtering, Webroot was not able to inform you of this upcoming expiration.

Expirations happen, but don't worry, you can simply purchase a new Webroot subscription as long as you are running the latest version of the firmware. If you know you are running the latest version of the firmware and you are ready to purchase a subscription, you can jump right to the [I'm ready to renew my Webroot subscription!](#) section of this article.

On the other hand, you may have some of the following questions, let's get them answered!

Table of Contents

- [How Does this Apply to Me?](#)
- [How Do I Check my Expiration?](#)
- [How do I check the firmware version on my router?](#)
- [Why do I need the latest version of the firmware?](#)
- [I'm ready to renew my Webroot subscription!](#)

How Does this Apply to Me?

Owned over 9 months: You have 90 days after firmware version 1.0.01.01 is released (September 2020) to renew the subscription.

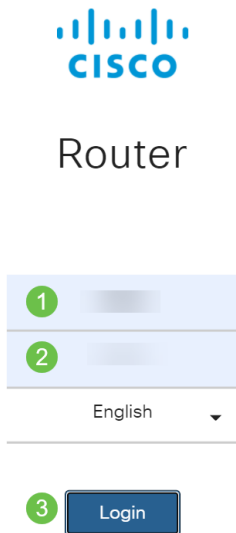
Owned less than 9 months: You will have an active subscription until your year is over. At that point, you will need to renew the subscription.

New Owner: You will have one year from the time of router activation before you need to renew the subscription.

How Do I Check my Expiration?

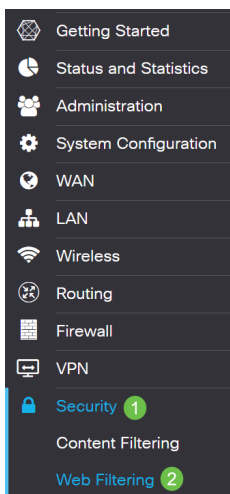
Step 1

Log in to the Web User Interface (UI) of the RV260. Enter your *username* and *password*. Click **Login**.



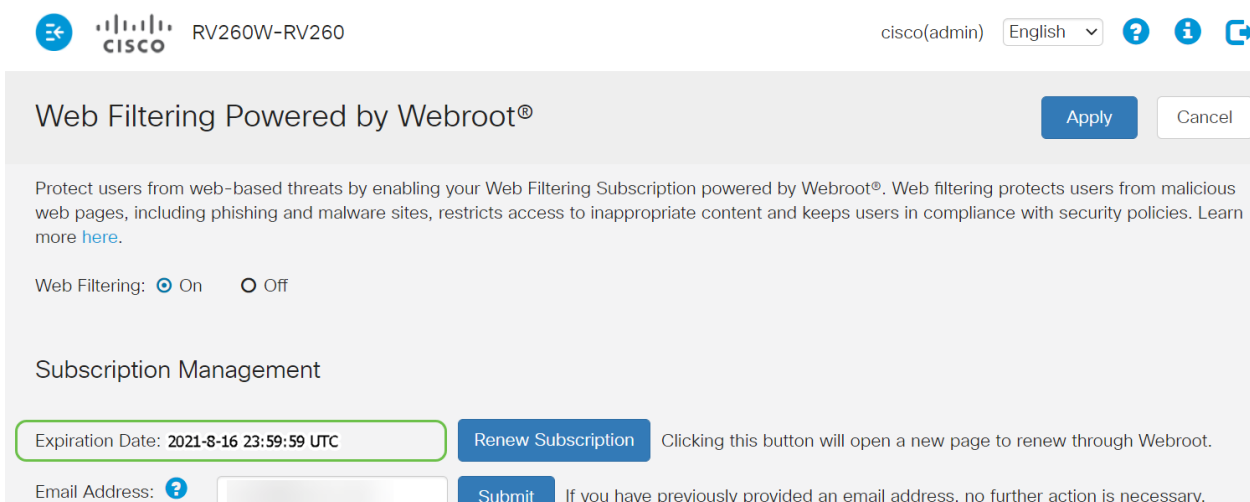
Step 2

Navigate to **Security > Web Filtering**.



Step 3

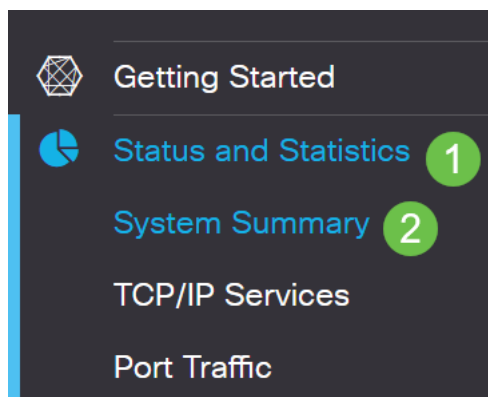
You will see the expiration date on this page.



How do I check the firmware version on my router?

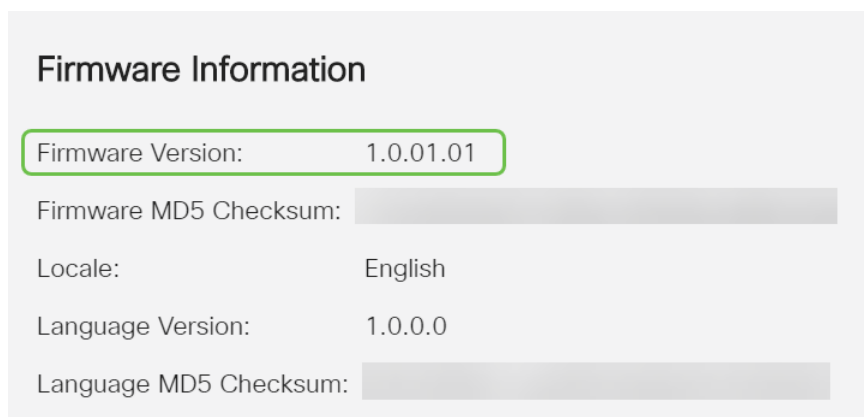
Step 1

If you aren't sure what firmware version you currently have uploaded, navigate to **Status and Statistics > System Summary**.



Step 2

The firmware version should be listed here.



Why do I need the latest version of the firmware?

You cannot renew the subscription without firmware version 1.0.01.01 or newer. If you need to upgrade, [download the firmware here](#). For step-by-step instructions, check out [Upgrade firmware on RV160x and RV260x routers](#).

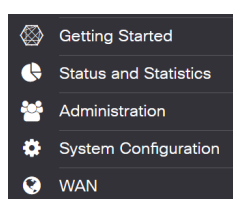
I'm ready to renew my Webroot subscription!

Step 1

To purchase a Webroot subscription, you need to have Internet connectivity on the RV260. If you want to confirm this, you can perform diagnostic tests. If you would like assistance with these steps, check out [Ping, Traceroute, and DNS Lookup on the RV160 and RV260](#).

Step 2

Once you know you are connected to the Internet, navigate to **Security > Web Filtering**.



Step 2

1. Turn Web Filtering on.
2. Enter an email address.
3. Select **Submit**.
4. Click **Apply**.
5. Select **Renew Subscription**.

Step 3

You will be redirected to the Webroot subscription renewal page. The information on this page may vary based on your location. Add the *Cisco RV260 Web Filtering powered by Webroot 1 Year Subscription* to your cart. Complete the purchase.

Step 4

You will receive a confirmation for the purchase.

Step 5

Scroll down to view the support number for Webroot's licensing and the opt-out link for auto subscription renewal. You will also receive an email with the same information.

Uninterrupted Protection - Automatic Renewal Service

Webroot Inc. will conveniently protect your devices from ongoing security threats by, seven days prior to the end of your initial subscription term, automatically renewing your subscription for an additional year at the then-current applicable subscription price, which may be higher than the price shown above (plus applicable taxes), excluding any promotional or discount pricing available at the time of the renewal. For customers using our business products, the price will be reflective of your current usage. Thereafter, your subscription will renew annually. You authorize Webroot to use the contact and billing information you provide to automatically renew your subscription. You're always in control as you will be notified by e-mail before the expiration of your subscription of the upcoming renewal, and at that time you will be provided with a reminder of your cancellation options.

If you do not want your subscription to be automatically renewed, you may discontinue this service at any time. For more information, or to opt-out of the automatic renewal service, visit: [WiFi Security product opt-out](#)
For all other products: www.webroot.com/us/en/auto-renewal-optout-cisco

Join the Community

Webroot has created the best collection of shared knowledge on internet security. Join us through one of these social networks, or on the [Webroot Community forum](#).



Thanks again. Please feel free to contact us if there's anything else we can do to support your ongoing need for enhanced privacy, performance, and peace of mind.

[Webroot Support](#)

Consumer Sales: 1-866-350-6089 or 720-842-3702 | Business Sales: 1-800-870-8102

Step 6

Refresh the page on your RV260. The expiration date for the subscription will change.

Conclusion

There you have it, you can now set up web filtering to fit your business. Enjoy!

If you would like even more information about Webroot, take a look at the [RV260 Webroot Subscription FAQ](#) article.