

Downloading and Installing UCS Licenses

Contents

Introduction

This document describes the steps needed to download UCS Licenses from the Cisco Systems website and installing it on your UCS Fabric Interconnects. There are also steps on how to rehost your licenses and transfer them to another UCS Fabric Interconnect.

Contributed by Qiese Dides, Cisco TAC Engineer.

Problem

Customers often buy PAK/Tokens and do not know how to convert them to licenses and then download and install them on the UCS-M. This document will give you a step by step approach on how to do this.

Prerequisites

Requirements

Cisco recommends that you have knowledge of these topics:

- Knowledge to access UCS Manager GUI

Components Used

The information in this document is based on these software and hardware versions:

- UCS Fabric Interconnect 6100, 6200, and 6300
- UCS Manager 2.1(x) and higher

The information in this document was created from the devices in a specific lab environment. All of the devices used in this document started with a cleared (default) configuration. If your network is live, make sure that you understand the potential impact of any command.

Configure

1. Navigate to UCS Manager and proceed with selecting the **Equipment >> Fabric Interconnect A** and **Fabric Interconnect B** tab. The serial numbers of both the Fabric Interconnects will be present here which is needed to add the licenses to. The images below show where the Serial ID number is located in this view.





2. Navigate to www.cisco.com and login with the CCO credentials in which the licenses were purchased with. Once logged in navigate to the Product License Registration page this can be found under the **Tools & Resources** section.

3. Once at this page select the PAKs/Tokens screen you will be presented with the image listed below. This shows the Tokens that are available and the ones that are used. The available ones which are highlighted can generate new licenses.

Tools & Resources

Product License Registration

View in French Contact Us Feedback Help My Profile Related Tools

Did You Know? System Messages Supported Browsers

Get New Licenses

Enter 1 to 10 PAKs or token IDs, separated by commas

Manage

PAKs/Tokens Licenses Devices Transactions History

Actions Filters Export to CSV

PAK/Token ID	Status	Product Family	SKU	Available	Used	Cisco SOF	Subscription id
3091	Unfulfilled	UCS 6100 Series Fabri...	UCS-LIC-100E+	1	0	10	
285	Fulfilled	ASA 5500 Series	L-ASA5525-BOT-1YR+	0	1	1	
309	Unfulfilled	UCS 6100 Series Fabri...	UCS-LIC-100E+	1	0	1	
309	Unfulfilled	UCS 6100 Series Fabri...	UCS-LIC-100E+	1	0	10	
309	Unfulfilled	UCS 6100 Series Fabri...	UCS-LIC-100E+	1	0	10	
285	Unfulfilled	ASA 5500 Series	L-ASA-AC-E-5515+	1	0	5	
309	Fulfilled	UCS 6100 Series Fabri...	UCS-LIC-100E+	0	1	54	
309	Fulfilled	UCS 6100 Series Fabri...	UCS-LIC-100E+	0	1	54	
309	Fulfilled	UCS 6100 Series Fabri...	UCS-LIC-100E+	0	1	54	
309	Fulfilled	UCS 6100 Series Fabri...	UCS-LIC-100E+	0	1	54	

4. When moving the mouse cursor over the PAK/Token ID section an option will appear (image of 3 bars) that can be selected and a mini window appears for that ID.

Tools & Resources

Product License Registration

View in French Contact Us Feedback Help My Profile Related Tools

Did You Know? System Messages Supported Browsers

Get New Licenses

Enter 1 to 10 PAKs or token IDs, separated by commas

Manage

PAKs/Tokens Licenses Devices Transactions History

Actions Filters Export to CSV

PAK/Token ID	Status	Product Family	SKU	Available	Used	Cisco S/O#	Subscription Id
<input type="checkbox"/> 3691.17	Unfulfilled	UCS 6100 Series Fabr...	UCS-LIC-10GE+	1	0	1000	
<input type="checkbox"/> PAK/Token Info...	Fulfilled	ASA 5500 Series	L-ASA5525-BOT-1YR+	0	1	51	
<input type="checkbox"/> Get New Licenses	Unfulfilled	UCS 6100 Series Fabr...	UCS-LIC-10GE+	1	0	1000	
<input type="checkbox"/> 3691.17	Unfulfilled	UCS 6100 Series Fabr...	UCS-LIC-10GE+	1	0	1000	
<input type="checkbox"/> 3691.17	Unfulfilled	UCS 6100 Series Fabr...	UCS-LIC-10GE+	1	0	1000	
<input type="checkbox"/> 2851.17	Unfulfilled	ASA 5500 Series	L-ASA-AC-E-5515+	1	0	51	
<input type="checkbox"/> 3691.17	Fulfilled	UCS 6100 Series Fabr...	UCS-LIC-10GE+	0	1	547	
<input type="checkbox"/> 3691.17	Fulfilled	UCS 6100 Series Fabr...	UCS-LIC-10GE+	0	1	547	
<input type="checkbox"/> 3691.17	Fulfilled	UCS 6100 Series Fabr...	UCS-LIC-10GE+	0	1	547	
<input type="checkbox"/> 3691.17	Fulfilled	UCS 6100 Series Fabr...	UCS-LIC-10GE+	0	1	547	

1 2 show 10 records

5. Once that is selected a new screen will appear in which generates a "Get New Licenses" button.

Tools & Resources

Product License Registration

View in French Contact Us Feedback Help My Profile Related Tools

Did You Know? System Messages Supported Browsers

Get New Licenses

Enter 1 to 10 PAKs or token IDs, separated by commas

Manage

PAKs/Tokens Licenses Devices Transactions History

Actions Filters Export to CSV

Get New Licenses from a Single PAK/Token

1. Assign SKUs | 2. Assign to Devices | 3. Finish

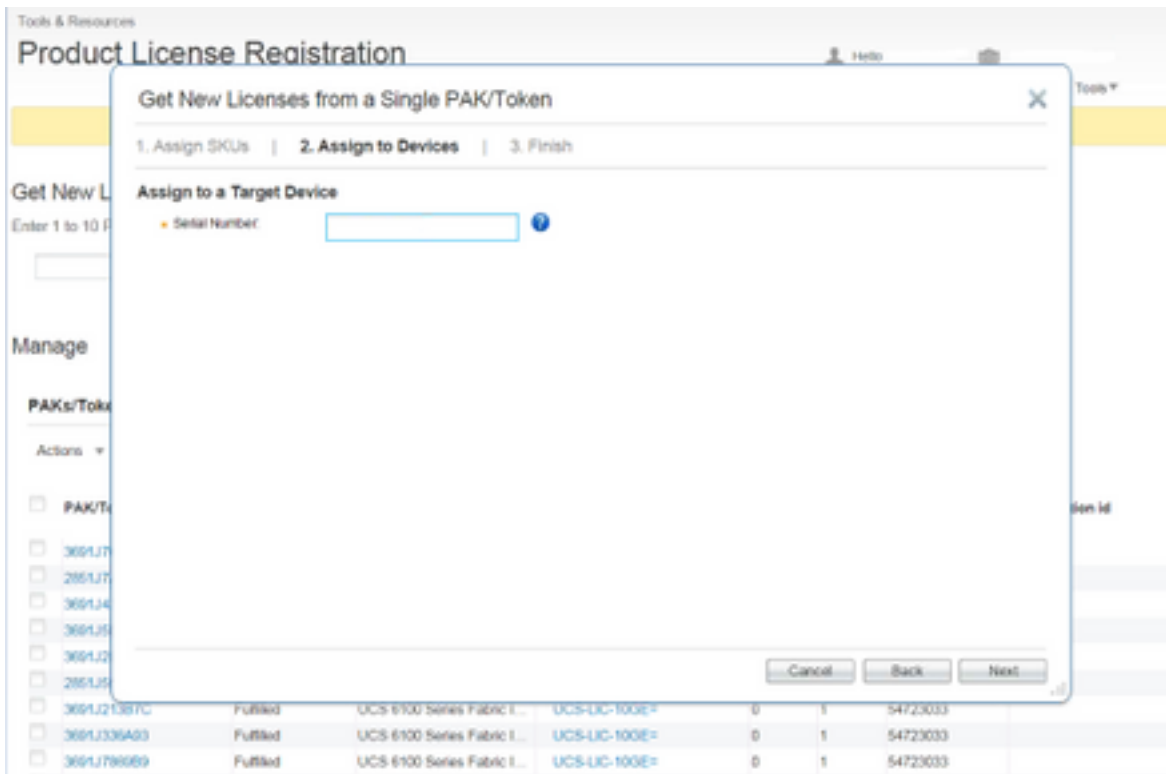
Product Family: UCS 6100 Series Fabric Interconnect

Select SKU Quantities

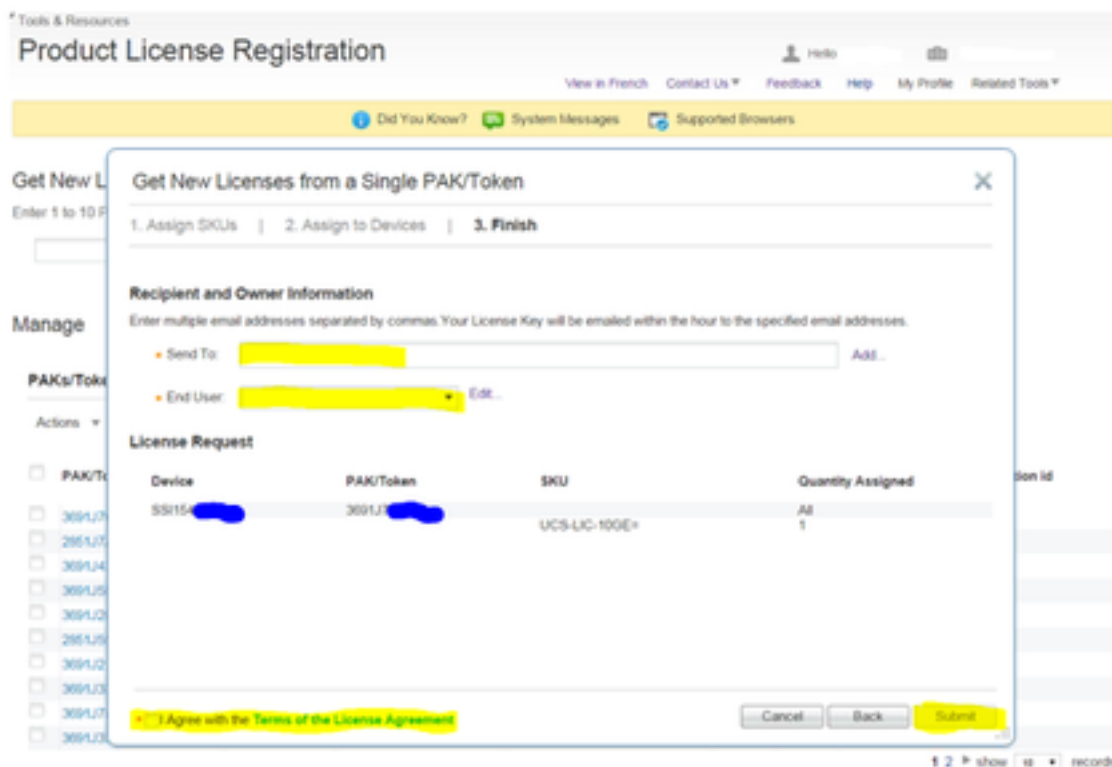
PAK/SKU	Quantity Available	Quantity to Assign
PAK 3691.17 UCS-LIC-10GE+	1	1

1 2 show 10 records

6. The next screen is where the Fabric Interconnect Serial Numbers are inputted, this will transfer that specific license to the Fabric Interconnect Serial Number.



7. Once the Serial number is entered a window will appear asking to enter an email in which the license can be sent to and the CCO ID attached to this account. Once the I Agree with Terms of the License Agreement button is selected a link will be generated to download the license and an email notification will be sent.



8. The licenses that were previously unfulfilled in the Pak's/TOKENS section of the Product License Registration will now show as fulfilled.

Tools & Resources

Product License Registration

View in French | Contact Us | Feedback | Help | My Profile | Related Tools

Did You Know? | System Messages | Supported Browsers

Get New Licenses

Enter 1 to 10 PAKs or token IDs, separated by commas

Manage

PAKs/Tokens | Licenses | Devices | Transactions History

Actions | Filters | Export to CSV

PAK/Token ID	Status	Product Family	SKU	Available	Used	Cisco SFP	Subscription ID
3691	Fulfilled	UCS 6100 Series Fabric Int...	UCS-LIC-10GE>	0	1		
3691	Fulfilled	UCS 6100 Series Fabric Int...	UCS-LIC-10GE>	0	1		
3691	Fulfilled	UCS 6100 Series Fabric Int...	UCS-LIC-10GE>	0	1		
3691	Fulfilled	UCS 6100 Series Fabric Int...	UCS-LIC-10GE>	0	1		
2851	Fulfilled	ASA 5500 Series	L-ASA5525-BOT-1YR>	0	1		
2851	Unfulfilled	ASA 5500 Series	L-ASA-AC-E-5515>	1	0		
3691	Fulfilled	UCS 6100 Series Fabric Int...	UCS-LIC-10GE>	0	1		
3691	Fulfilled	UCS 6100 Series Fabric Int...	UCS-LIC-10GE>	0	1		
3691	Fulfilled	UCS 6100 Series Fabric Int...	UCS-LIC-10GE>	0	1		
3691	Fulfilled	UCS 6100 Series Fabric Int...	UCS-LIC-10GE>	0	1		

1 2 show 10 records

9. Another way to download the Licenses when they are fulfilled is to click on the License Tab and as shown in the picture below, if the mouse cursor goes over the License ID a download option will appear in the form of a drop down menu.

Tools & Resources

Product License Registration

View in French | Contact Us | Feedback | Help | My Profile | Related Tools

Did You Know? | System Messages | Supported Browsers

Get New Licenses

Enter 1 to 10 PAKs or token IDs, separated by commas

Manage

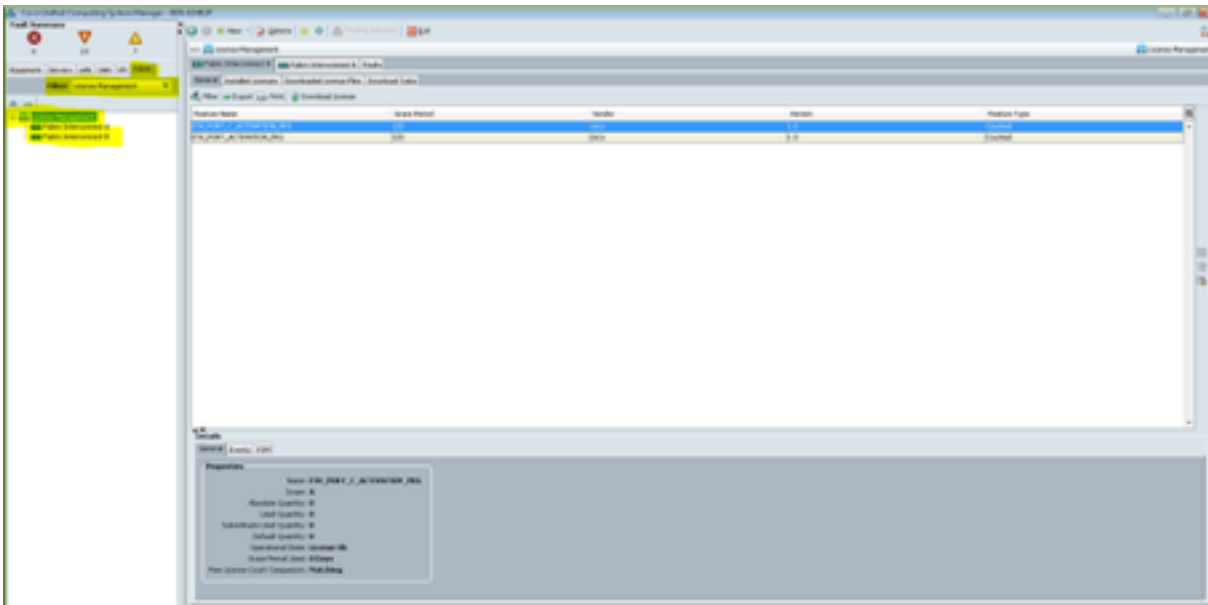
PAKs/Tokens | Licenses | Devices | Transactions History

Actions | Filters | Export to CSV

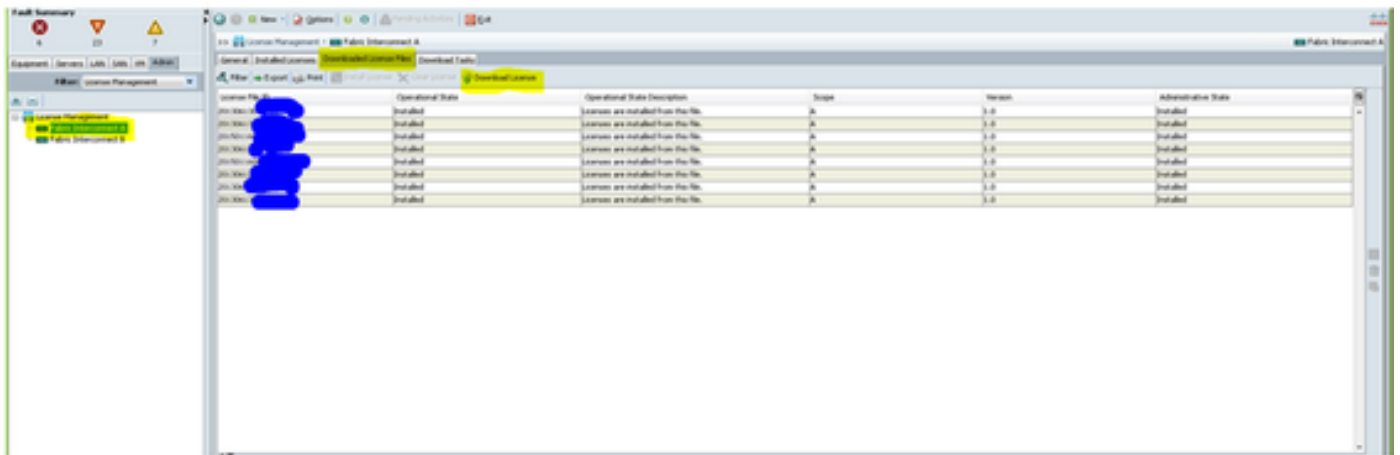
License ID	Used	Device/Product Instance ID	Product Family	PAK/Token	Type	Created date	Valid until
UCS-LIC-10GE>	1	SS154	UCS 6100 Series Fabric Int...	3691J2E6596	Perpetual	10/29/2015	--
License Info...	1		UCS 6100 Series Fabric Int...	3691J5EC7E9	Perpetual	10/29/2015	--
Download License	1		UCS 6100 Series Fabric Int...	3691J438558	Perpetual	10/29/2015	--
Resend License...	1		UCS 6100 Series Fabric Int...	3691J70AB83	Perpetual	10/29/2015	--
Rehost/Transfer...	1		ASA 5500 Series	2851J7A31CD	Perpetual	07/29/2015	--
www.cisco.com	1		UCS 6100 Series Fabric Int...	3691J336A93	Perpetual	01/16/2015	--
UCS-LIC-10GE>	1	SS15	UCS 6100 Series Fabric Int...	3691J213B7C	Perpetual	01/16/2015	--
UCS-LIC-10GE>	1	SS15	UCS 6100 Series Fabric Int...	3691J332605	Perpetual	01/16/2015	--
UCS-LIC-10GE>	1	SS15	UCS 6100 Series Fabric Int...	3691J786989	Perpetual	01/16/2015	--
ASA5500-ENCR-K9	1	FCH1	ASA 3DES license	None	Perpetual	10/06/2014	--

1 2 show 10 records

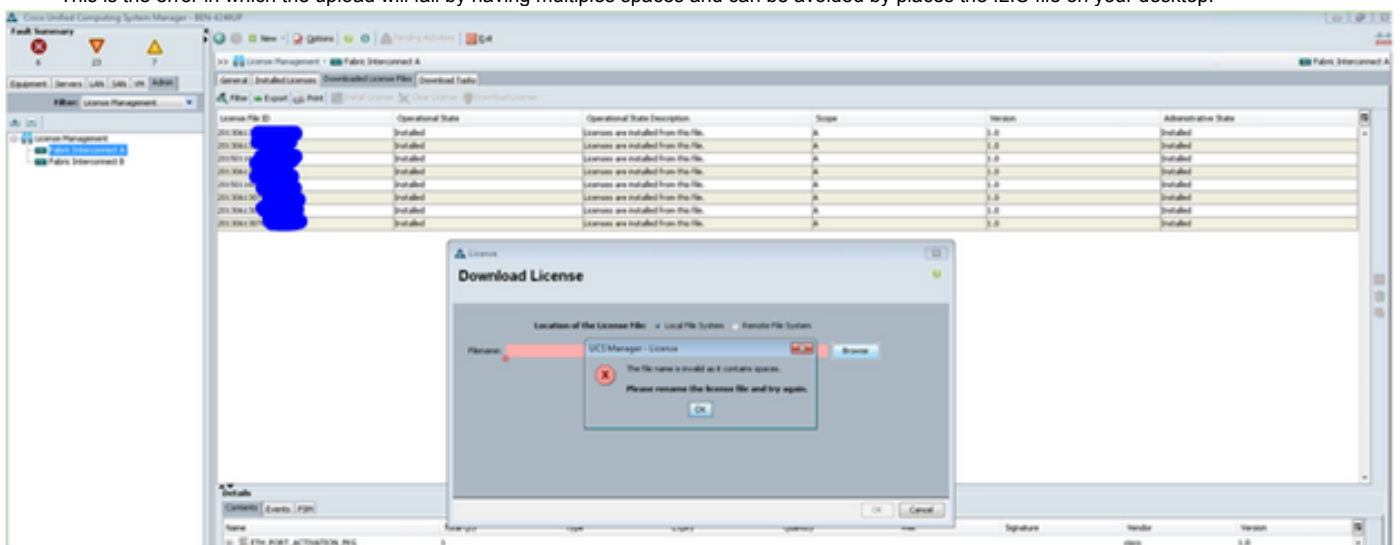
10. Once all those are installed, proceed with unzipping the files and putting the .lic file on the desktop of your computer (This is to involved an issue where the file name will contain spaces if it is in multiple folders). When that is complete log-in to your UCS-M GUI. Once there you will navigate to the Admin tab and either Filter the License Management or scroll to the very bottom and expand the License Management Tab.



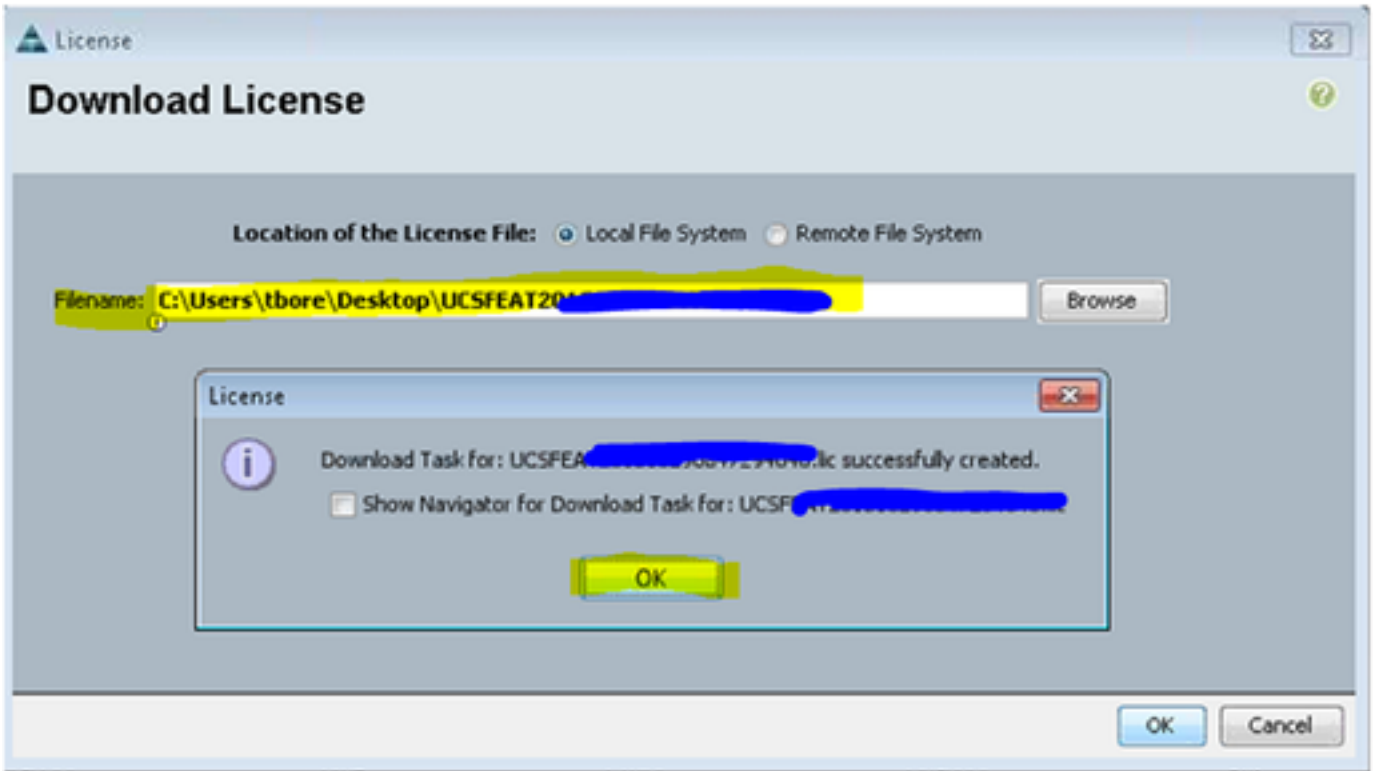
11. Now select the Fabric Interconnect that those specific licenses are assigned to. Proceed to the **Download License Files** Tab. Once there click the **Download License** icon, which will propagate a page in which you will insert the destination of the .lic file earlier downloaded.



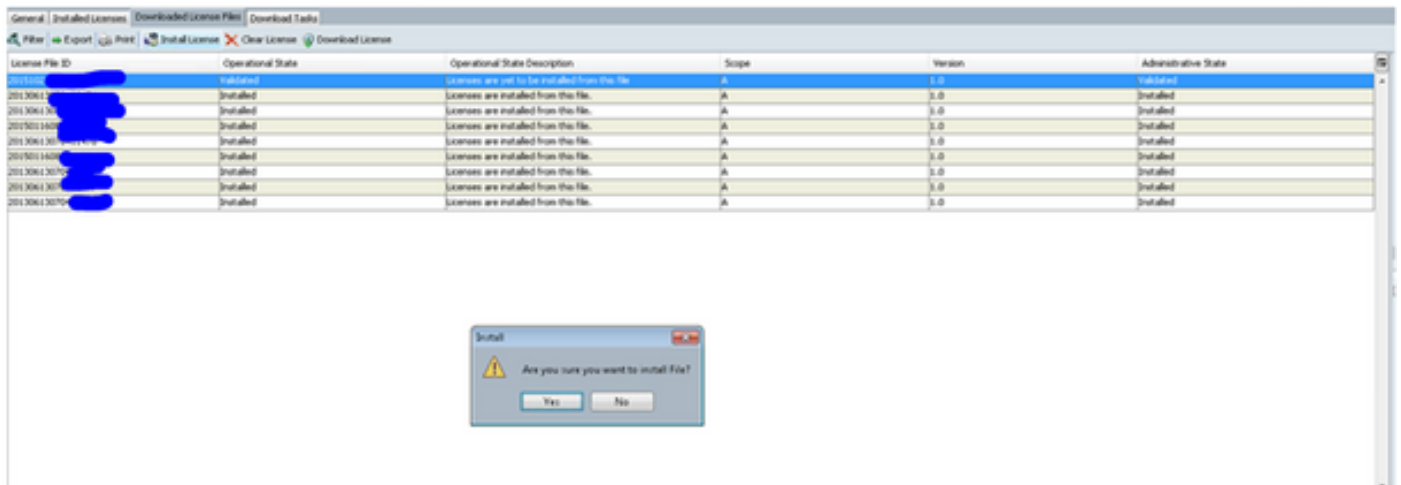
- This is the error in which the upload will fail by having multiples spaces and can be avoided by places the .LIC file on your desktop.



- This is the successful message once the licenses are uploaded.



12. After that is successful. We will go to the Downloaded License File Tab, left click the license file we just added and then select the Install License button. This will install the license and then validate.



- When installed it goes from Validated to Installed

