

# Upgrade Procedure through FMC for Firepower Devices

## Contents

---

### [Introduction](#)

### [Prerequisites](#)

[Requirements](#)

[Components Used](#)

### [Procedure](#)

[Step 3. Choose the file that you want to upload, and then select Upload, as shown in the image.](#)

### [Verify](#)

[Firepower Management Center Upgrade](#)

[Firepower Devices Upgrade](#)

### [Troubleshoot](#)

---

## Introduction

This document describes the procedure to upgrade devices with Firepower Services, Adaptive Security Appliance (ASA), FTD and FMC.

## Prerequisites

### Requirements

Cisco recommends that you have knowledge of these products:

- Firepower Management Center (FMC)
- Firepower Threat Defense (FTD)
- FirePOWER (SFR) service module running on ASA

It is also required to download the software for firepower devices from:

<https://software.cisco.com/download/find/firepower>

### Components Used

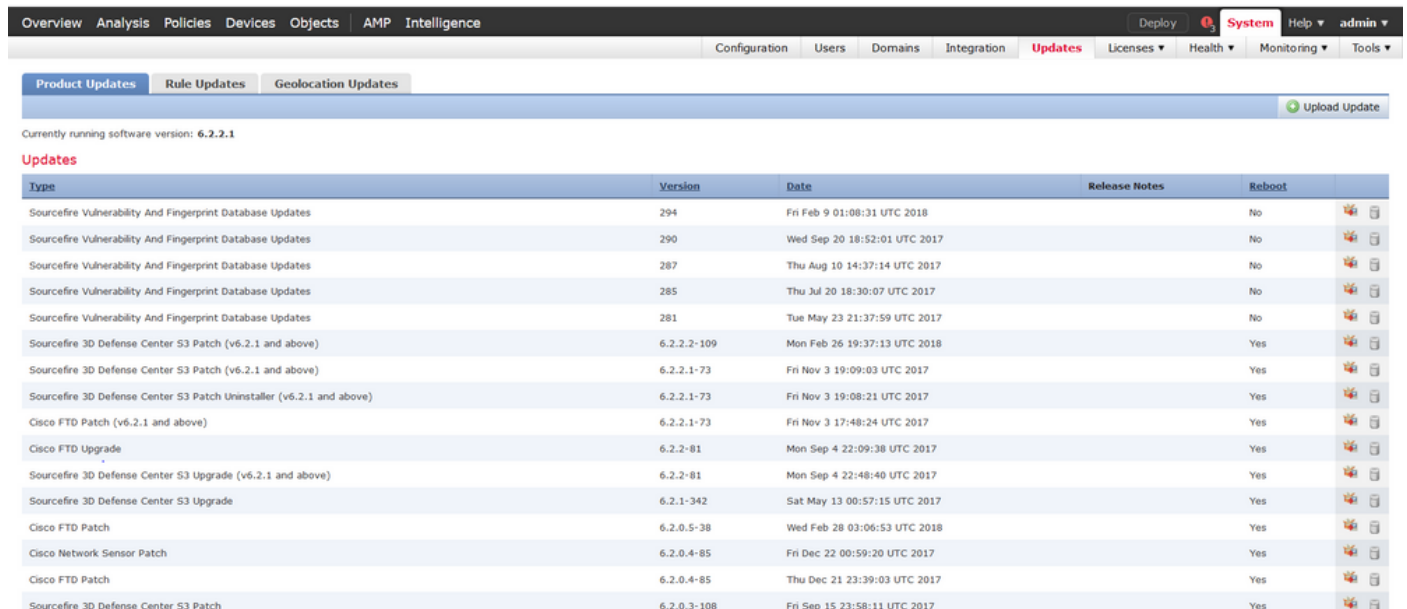
The information in this document is based on these products and software versions:

- Firepower Management Center
- FirePOWER service module running on ASA

"The information in this document was created from the devices in a specific lab environment. All of the devices used in this document started with a cleared (default) configuration. If your network is live, ensure that you understand the potential impact of any command.

## Procedure

Step 1. Navigate to **System > updates** and look for the version you want to upgrade to, as shown in the image.



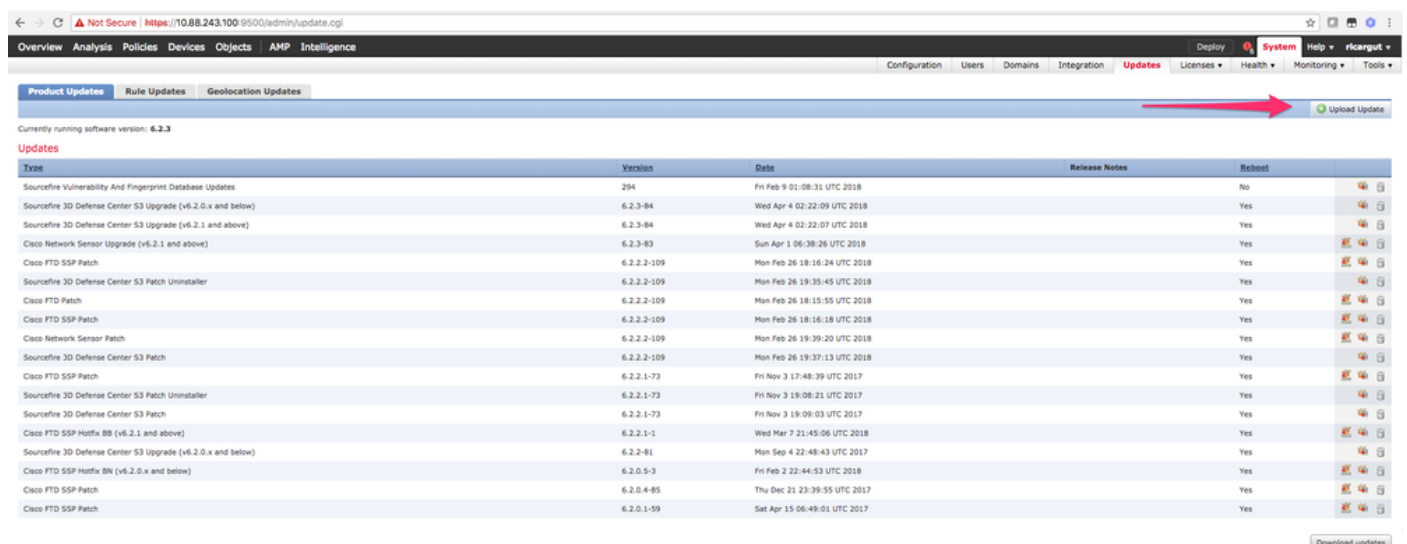
The screenshot shows the Cisco FMC interface with the 'System > updates' page. The 'Updates' tab is selected, and the 'Upload Update' button is visible. The current software version is 6.2.2.1. A table lists various updates with columns for Type, Version, Date, Release Notes, and Reboot.

Type	Version	Date	Release Notes	Reboot
Sourcefire Vulnerability And Fingerprint Database Updates	294	Fri Feb 9 01:08:31 UTC 2018		No
Sourcefire Vulnerability And Fingerprint Database Updates	290	Wed Sep 20 18:52:01 UTC 2017		No
Sourcefire Vulnerability And Fingerprint Database Updates	287	Thu Aug 10 14:37:14 UTC 2017		No
Sourcefire Vulnerability And Fingerprint Database Updates	285	Thu Jul 20 18:30:07 UTC 2017		No
Sourcefire Vulnerability And Fingerprint Database Updates	281	Tue May 23 21:37:59 UTC 2017		No
Sourcefire 3D Defense Center S3 Patch (v6.2.1 and above)	6.2.2.2-109	Mon Feb 26 19:37:13 UTC 2018		Yes
Sourcefire 3D Defense Center S3 Patch (v6.2.1 and above)	6.2.2.1-73	Fri Nov 3 19:09:03 UTC 2017		Yes
Sourcefire 3D Defense Center S3 Patch Uninstaller (v6.2.1 and above)	6.2.2.1-73	Fri Nov 3 19:08:21 UTC 2017		Yes
Cisco FTD Patch (v6.2.1 and above)	6.2.2.1-73	Fri Nov 3 17:48:24 UTC 2017		Yes
Cisco FTD Upgrade	6.2.2-81	Mon Sep 4 22:09:38 UTC 2017		Yes
Sourcefire 3D Defense Center S3 Upgrade (v6.2.1 and above)	6.2.2-81	Mon Sep 4 22:48:40 UTC 2017		Yes
Sourcefire 3D Defense Center S3 Upgrade	6.2.1-342	Sat May 13 00:57:15 UTC 2017		Yes
Cisco FTD Patch	6.2.0.5-38	Wed Feb 28 03:06:53 UTC 2018		Yes
Cisco Network Sensor Patch	6.2.0.4-85	Fri Dec 22 00:59:20 UTC 2017		Yes
Cisco FTD Patch	6.2.0.4-85	Thu Dec 21 23:39:03 UTC 2017		Yes
Sourcefire 3D Defense Center S3 Patch	6.2.0.3-108	Fri Sep 15 23:58:11 UTC 2017		Yes

If the version that you want to upgrade is not shown on the screen, continue with step 2.

If the version that you want to upgrade is shown on the screen, continue with step 4.

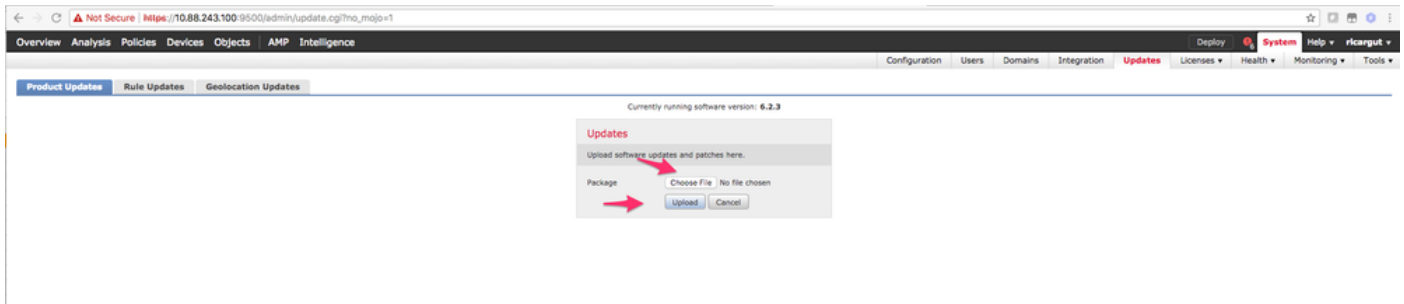
Step 2. Upload the upgrade files on the FMC. Navigate to **system>updates** and click **Upload Update**, as shown in the image.



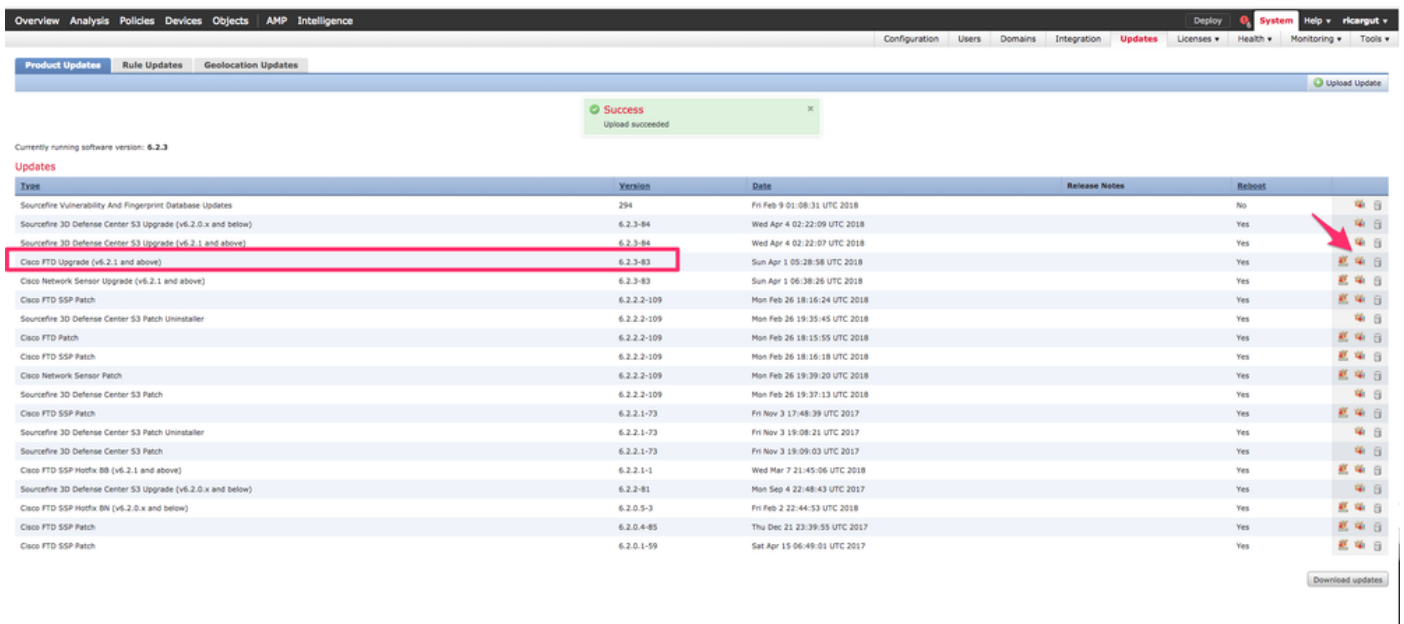
The screenshot shows the Cisco FMC interface with the 'System > updates' page. The 'Upload Update' button is highlighted with a red arrow. The current software version is 6.2.3. A table lists various updates with columns for Type, Version, Date, Release Notes, and Reboot.

Type	Version	Date	Release Notes	Reboot
Sourcefire Vulnerability And Fingerprint Database Updates	294	Fri Feb 9 01:08:31 UTC 2018		No
Sourcefire 3D Defense Center S3 Upgrade (v6.2.0.x and below)	6.2.3-84	Wed Apr 4 02:22:09 UTC 2018		Yes
Sourcefire 3D Defense Center S3 Upgrade (v6.2.1 and above)	6.2.3-84	Wed Apr 4 02:22:07 UTC 2018		Yes
Cisco Network Sensor Upgrade (v6.2.1 and above)	6.2.3-83	Sun Apr 1 06:38:26 UTC 2018		Yes
Cisco FTD SSP Patch	6.2.2-109	Mon Feb 26 18:16:24 UTC 2018		Yes
Sourcefire 3D Defense Center S3 Patch Uninstaller	6.2.2.2-109	Mon Feb 26 19:35:45 UTC 2018		Yes
Cisco FTD Patch	6.2.2.2-109	Mon Feb 26 18:15:55 UTC 2018		Yes
Cisco FTD SSP Patch	6.2.2.2-109	Mon Feb 26 18:16:18 UTC 2018		Yes
Cisco Network Sensor Patch	6.2.2.2-109	Mon Feb 26 19:39:20 UTC 2018		Yes
Sourcefire 3D Defense Center S3 Patch	6.2.2.2-109	Mon Feb 26 19:37:13 UTC 2018		Yes
Cisco FTD SSP Patch	6.2.2.1-73	Fri Nov 3 17:48:39 UTC 2017		Yes
Sourcefire 3D Defense Center S3 Patch Uninstaller	6.2.2.1-73	Fri Nov 3 19:08:21 UTC 2017		Yes
Sourcefire 3D Defense Center S3 Patch	6.2.2.1-73	Fri Nov 3 19:09:03 UTC 2017		Yes
Cisco FTD SSP Hostfx 88 (v6.2.1 and above)	6.2.2.1-1	Wed Mar 7 21:45:06 UTC 2018		Yes
Sourcefire 3D Defense Center S3 Upgrade (v6.2.0.x and below)	6.2.2-81	Mon Sep 4 22:48:43 UTC 2017		Yes
Cisco FTD SSP Hostfx 8N (v6.2.0.x and below)	6.2.0.5-3	Fri Feb 2 22:44:53 UTC 2018		Yes
Cisco FTD SSP Patch	6.2.0.4-85	Thu Dec 21 23:39:55 UTC 2017		Yes
Cisco FTD SSP Patch	6.2.0.1-59	Sat Apr 15 06:49:01 UTC 2017		Yes

Step 3. Choose the file that you want to upload, and then select **Upload**, as shown in the image.

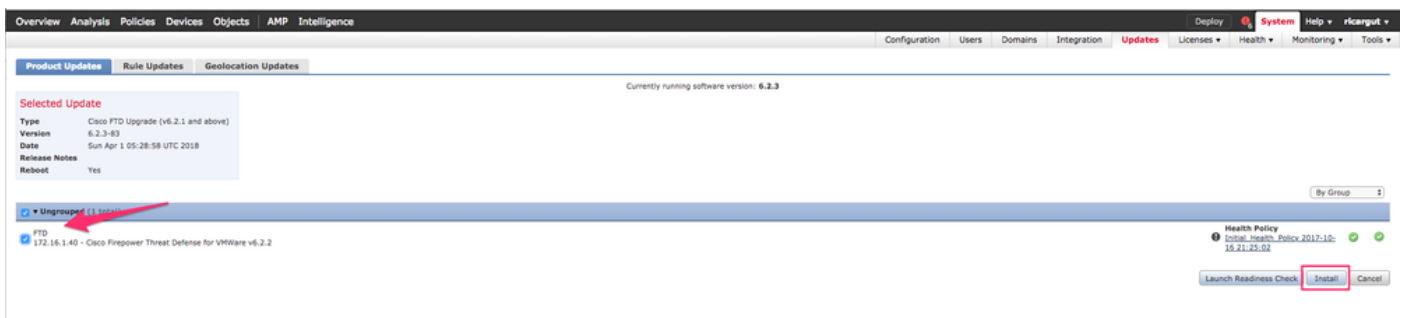


Step 4. Select the install icon, as shown in the image.

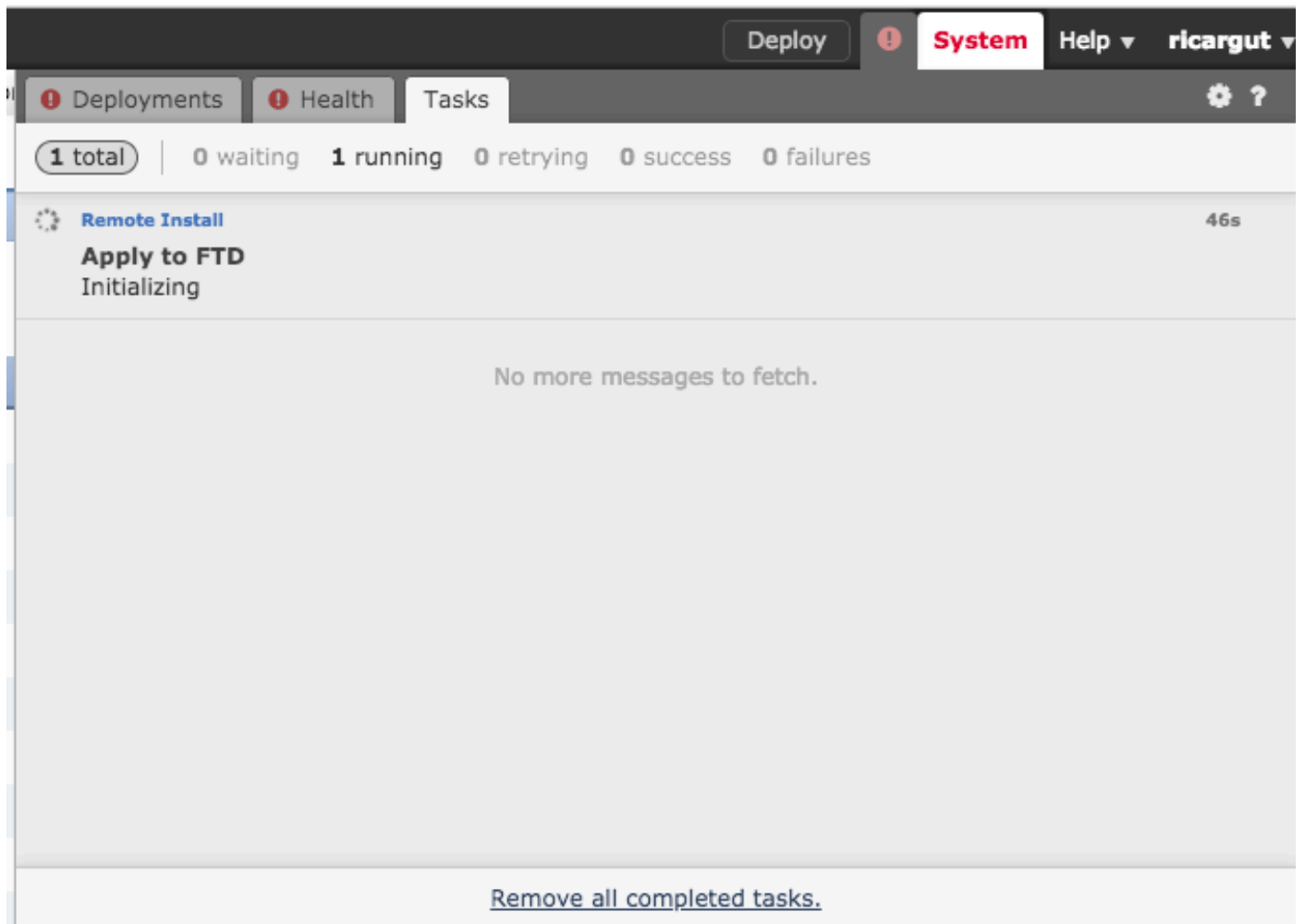


**Caution:** After the upgrade, the system performs a reboot.

Step 5. Choose the device and select the **Install** button to start the upgrade, as shown in the image.



Step 6. Verify the upgrade process on **Notification Icon > Tasks**, as shown in the image.



## Verify

### Firepower Management Center Upgrade

Navigate to **Help > About** to verify you have the desired version, as shown in the image.

Model	Cisco Firepower Management Center for VMWare
Serial Number	None
Software Version	6.2.3 (build 84)
OS	Cisco Fire Linux OS 6.2.3 (build13)
Snort Version	2.9.12 GRE (Build 136)
Rule Update Version	2017-10-26-001-vrt
Rulepack Version	1981
Module Pack Version	2258
Geolocation Update Version	None
VDB Version	build 294 ( 2018-02-09 01:06:55 )

## Firepower Devices Upgrade

Navigate to **Devices > Device Management** and verify you have the desired version, as shown in the image.

Overview Analysis Policies <b>Devices</b> Objects AMP Intelligence						
Device Management NAT VPN QoS Platform Settings FlexConfig Certificates						
Device Management						
List of all the devices currently registered on the Firepower Management Center.						
View By : <input type="text" value="Group"/> All (3)   Error (1)   Warning (0)   Offline (0)   Normal (2)   Deployment Pending (0)						
Name	Model	Versi...	Licenses	Access Control Policy	Group	
Ungrouped (3)						
<b>FP7010</b> 192.168.20.51	Cisco FirePOWER 7010	6.2.2.2	Protection, Control, Malware, URL Filtering, VPN	Blank		
<b>FTDV623</b> 192.168.20.17 - Routed	Cisco Firepower Threat Defense for VMWare	6.2.3	Base, Threat, Malware, URL Filtering	Blank		
<b>NGIPS</b> 192.168.20.18	NGIPSv for VMware	6.2.3	Protection, Control, Malware, URL Filtering	Blank		

## Troubleshoot

If the upgrade procedure fails, generate the troubleshoot files and open a TAC case. Please refer to this guide in order to generate the troubleshoot files.

- [Cisco Firepower Troubleshoot File Generation Procedures](#)