

Understand CUSP Terminology and Routing Logic

Contents

[Introduction](#)

[Prerequisites](#)

[Requirements](#)

[Terminology](#)

[Definitions](#)

[Network Topology](#)

[Call Example](#)

[Basic Call Routing](#)

[Configurations](#)

[Key Configuration Elements](#)

[Full Configuration](#)

[Troubleshoot](#)

[Trace Levels Configuration](#)

[Trace Collection](#)

[Trace Order](#)

[Trigger-Condition Trace Sample](#)

[Routing Trace Sample](#)

[SIP-Wire-Log Trace Sample](#)

[Architectural Reference](#)

Introduction

This document explains how Cisco Unified SIP Proxy (CUSP) call routing logic.

Contributed by Joshua Meadows, Cisco TAC Engineer.

Prerequisites

Requirements

Cisco recommends that you have the knowledge of these topics:

- General knowledge of Session Initiation Protocol (SIP)
- Conceptual Understanding of CUSP in voice network deployments

Terminology

Definitions

Term	Definition
	<p>A SIP network is a logical collection of local interfaces that can be treated the same for general From</p> <p><http://www.cisco.com/c/en/us/td/docs/voice_ip_comm/cusp/rel9_1/gui_configuration/en_US/co</p> <p>The Network logically defines areas of the network. The network can be defined using interface specific ports can be used to provide segmentation. To achieve this logical segmentation, separate networks can be configured.</p>
Network	<p>(Example: Listen Ports 14.50.245.9:5060, 14.50.245.9:5062, 14.50.245.9:5065 can define three single CUSP layer 3 interface)</p> <p>Once the Networks are defined logically, they can be used to configured Triggers based on the</p> <p style="margin-left: 40px;">Note: If you set up a listen port, ensure devices sending traffic to the CUSP use the correct port 14.50.245.9:5065 for CUCM traffic, you must ensure CUCM sends traffic to port 5065,</p>
Triggers	<p>Triggers can be set to identify incoming messages.</p> <p>Triggers can identify Inbound Network, Local Port, Remote Network, etc.</p> <p>Server groups define the elements with which the Cisco Unified SIP Proxy system interacts for e From</p>
Server Group	<p><http://www.cisco.com/c/en/us/td/docs/voice_ip_comm/cusp/rel9_1/gui_configuration/en_US/co</p> <p>ml></p> <p>Both Server Group and Route Group can be used as destinations in the Route Table. A server group is used for redundant devices of the same type. A CUBE stack would be a good example of a Server Group. A route group allows you to designate the order in which gateways and trunks are selected. It allows you to select a set of gateways and ports for outgoing trunk selection.</p> <p>From</p>
Route Group	<p><http://www.cisco.com/c/en/us/td/docs/voice_ip_comm/cusp/rel9_1/gui_configuration/en_US/co</p> <p>l></p> <p>Both Server Group and Route Group can be used as destinations in the Route Table. A route group allows you to designate a weighted group destinations to reach the same device.</p> <p>A direct SIP trunk to a CUCM and a SIP trunk to a PSTN gateway to reach the CUCM would be a good example of a Route Group. The direct SIP trunk to the CUCM would be the preferred method, and the PSTN route would be used as a backup. You configure route tables to direct SIP requests to their appropriate destinations. Each route table has a set of keys that are matched based on the lookup policy.</p> <p>From</p>
Route Table	<p><http://www.cisco.com/c/en/us/td/docs/voice_ip_comm/cusp/rel9_1/gui_configuration/en_US/co</p> <p>></p> <p>Route Tables in CUSP are similar to Layer 3 routing tables. CUSP Route Tables consist of Key and destination layer 3 routing tables. Route Tables link Keys to destinations.</p> <p>In the CUSP Route Table Keys can be mapped to the following route types to route SIP messages:</p> <p>destination: a specific host or a locally configured server group can be configured as a destination</p> <p>route-group: a locally configured route-group with one or more elements</p> <p>route-policy: route policies can be used to move between Route Tables similar to translation patterns</p> <p>reponse: rather than routing a SIP message, CUSP can send a specific response to terminate a call</p> <p>default-sip: Simple routing following RFC 3263.</p> <p style="margin-left: 40px;">Note: If mapping a Key to a route-policy, be cognizant of logical loops.</p>
Route Policy	<p>A Route Policy points to a a Route Table and defines how to use the Key in that route table.</p> <p>Example:</p> <p>Route Table Name: "FromCUCM105-RT"</p> <p>Lookup Key matches: "Prefix-Longest-Match"</p> <p>Lookup Key: "SIP Header: 'To' Phone"</p> <p>By separating the definition of the Key from the configured value of the Key the same Route Table can be used for multiple destinations.</p>

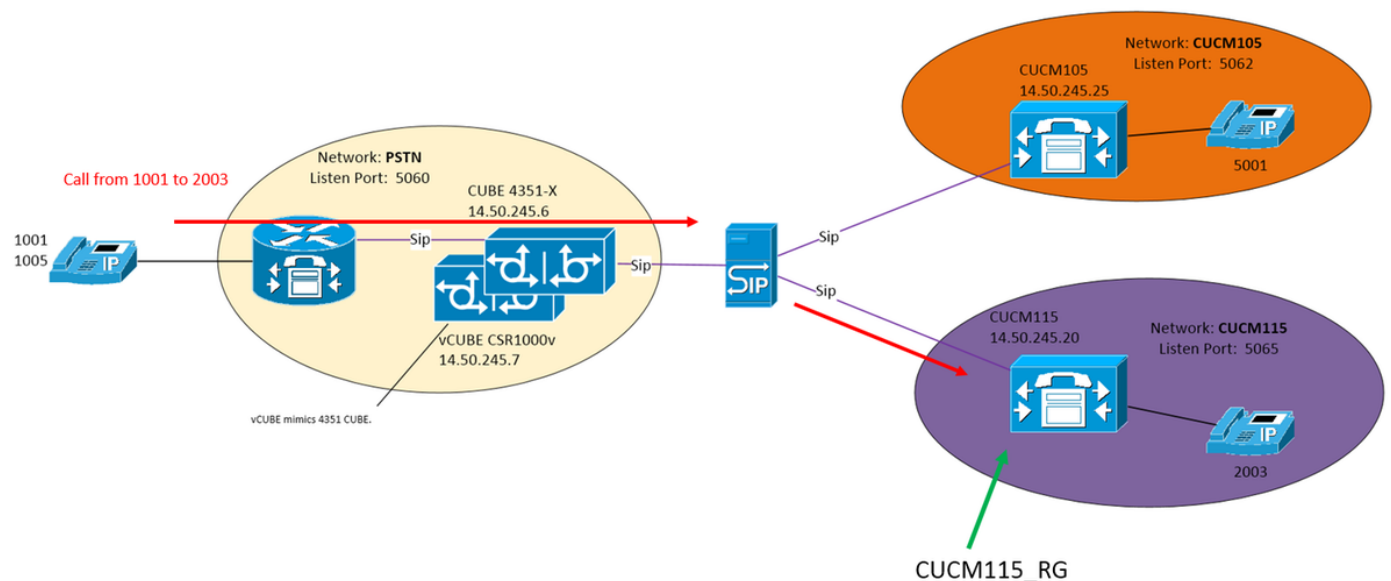
ways. For example, one Route Policy could define the Route Table's **Key** as the prefix for a **TO** header. Another Route Policy could define the Route Table's **Key** as the prefix for a **FROM:** header.

Routing Routing Triggers link a Trigger to a Route Policy.

Triggers Logically it states if a SIP message matches the Trigger, then use the configured Route Policy.

In summation, a SIP message is tagged with a **Network** based on the SIP listen port. The **Network** can be used to match a **Trigger**. The **Route Policy** then identifies which **Route Table** to use based on the **Trigger** and defines where to look for the **Key**. The **Route Table** will then use the **Key** to find out where to route the SIP message (Route Type). The Route Type (Host, **Server Group**, **Route Group**, etc) will be used to send the SIP message to the configured destination (**element**).

Network Topology



Call Example

Call from PSTN 1001 to 2003 on CUCM115

Basic Call Routing

Incoming Network: "PSTN"

Trigger: "From-PSTN-Trigger"

Triggers if incoming message matched Network "PSTN"

Routing Trigger: "FromPSTN-RPolicy" "From-PSTN-Trigger"

Links "From-PSTN-Trigger" to "FromPSTN-RPolicy"

Route Policy: "FromPSTN-RPolicy"

Specifies Routing table "PSTN-RT"

Specifies Lookup Key Matches “Prefix-Longest-Match”

Specifies Lookup Key is “SIP Header: 'To' Phone”

Route Table: “PSTN-RT”

Contains Key “2” to go to Route Group “CUCM115_RG”

Route Group (or Server Group): “CUCM115_RG”

Contains Element 14.50.245.20:5065

These configurations combine to make the logical statement:

For a call from the PSTN, where phone number prefix is 2, route to 14.50.245.20:5065

Configurations

PSTN - 2XXX and 5XXX calls are sent to CUSP via the CUBE and vCUBE

CUCM 10.5 - 1XXX and 2XXX are sent to CUSP via SIP trunk

CUCM 11.5 - 1XXX and 5XXX are sent to CUSP via SIP trunk

Note: When using the GUI, some configurations must be committed before they are available in other configuration sections. These are marked with **###Commit Configuration**

Key Configuration Elements

CLI Configuration

GUI Configuration

Create a Network

Configure >> Networks >> Add

sip network PSTN standard

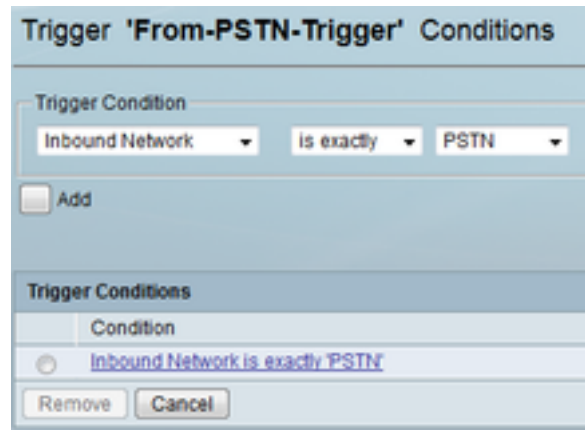
Define listening port to identify network 'PSTN'
Configure >> Networks >> [Network Name] >> Listen Points >> Add

sip listen PSTN udp 14.50.245.9 5060

Trigger for Inbound Network 'PSTN'
Configure >> Triggers >> Add
 Configure Trigger Name

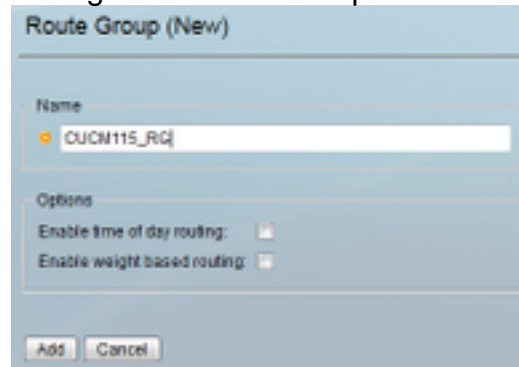
```
trigger condition From-PSTN-Trigger
sequence 1
  in-network ^\QPSTN\E$
end sequence
end trigger condition
```

Configure Trigger Condition and click add



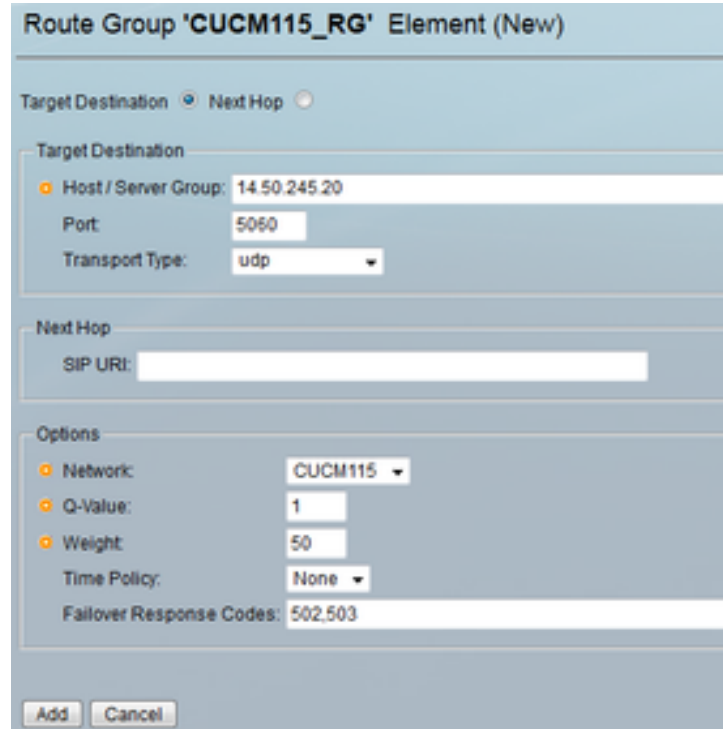
Specify a destination for 'CUCM115_RG'
Configure >> Route Groups >> Add (###Comm Configuration)

Configure a Route Group Name



Click "Click Here" under Elements Column, then C
 Add

Enter the Element Destination



Define Route Table and associate a key to a destination
Configure >> Route Tables >> Add (###Comm Configuration)

Configure a Route Table name

```
route group CUCM115_RG
  element target-destination 14.50.245.20:5065:udp
  CUCM115 q-value 0.0
  failover-codes 502 - 503
  weight 50
end element
end route
```

```
route table PSTN-RT
  key 2 group CUCM115_RG
  key 5 group CUCM105_RG
end route table
```

Route Tables

Route Table

Name: PSTN-RT

Add Cancel

Enter a Key and Destination

Route Table 'PSTN-RT' Route (New)

Candidate Value

Key 2

Route Type: route-group

Route Group: CUCM115_RG

Add Cancel

When configuring a **Route Group** as a destination **Route Table**, do NOT add a port and transport type. When adding a Port and/or Transport type, you are telling CUSP to look for DNS Host entry Cubestack:5060 rather than looking in the locally significant Server Group configurations.

Candidate Value

Key *

Route Type: destination

Target Destination: Next Hop Both

Target Destination

Host / Server Group: Cubestack

Port:

Transport Type: none

Network: PSTN

Define the Key for 'FromPSTN-RPolicy'

Configure >> Route Policies >> Add (###Comm Configuration)

Configure a Route Policy name

Route Policy (New)

Name: omPSTN-RPolicy

Route Policy Steps

	State	Key
No data to display		

Add Remove Revert ^ Move to... v

Click Add to add a Policy Step

```

policy lookup FromPSTN-RPolicy
sequence 100 PSTN-RT header to uri-component
phone
rule prefix
end sequence
end policy

```

The policy step will define how the Key is used. In this case, the policy looks for the longest **Phone** number match on the **To:** field in the **SIP header**

Link the 'From-PSTN-Trigger' to 'FromPSTN-RPolicy'
Configure >> Routing Triggers >> Add
 Select a Routing Policy to link to a Trigger

trigger routing sequence 2 policy FromPSTN-RPolicy
 condition From-PSTN-Trigger

Full Configuration

Note: show configuration active verbose will show the entire configuration including the Route Tables.

```
josmeado-CUSP(cusp)# show configuration active verbose
Building CUSP configuration...
!
server-group sip global-load-balance weight
server-group sip retry-after 250
server-group sip element-retries udp 2
server-group sip element-retries tls 1
server-group sip element-retries tcp 1
sip dns-srv
  enable
  no naptr
end dns
!
no sip header-compaction
no sip logging
!
sip max-forwards 70
sip network CUCM105 standard
  no non-invite-provisional
```



```
allow-connections
no tls verify
retransmit-count invite-client-transaction 3
retransmit-count invite-server-transaction 5
retransmit-count non-invite-client-transaction 3
retransmit-timer T1 500
retransmit-timer T2 4000
retransmit-timer T4 5000
retransmit-timer TU1 5000
retransmit-timer TU2 32000
retransmit-timer clientTn 64000
retransmit-timer serverTn 64000
tcp connection-setup-timeout 1000
tls handshake-timeout 3000
udp max-datagram-size 1500
end network
!
sip network CUCM115 standard
no non-invite-provisional
allow-connections
no tls verify
retransmit-count invite-client-transaction 3
retransmit-count invite-server-transaction 5
retransmit-count non-invite-client-transaction 3
retransmit-timer T1 500
retransmit-timer T2 4000
retransmit-timer T4 5000
retransmit-timer TU1 5000
retransmit-timer TU2 32000
retransmit-timer clientTn 64000
retransmit-timer serverTn 64000
tcp connection-setup-timeout 1000
tls handshake-timeout 3000
udp max-datagram-size 1500
end network
!
sip network PSTN standard
no non-invite-provisional
allow-connections
no tls verify
retransmit-count invite-client-transaction 3
retransmit-count invite-server-transaction 5
retransmit-count non-invite-client-transaction 3
retransmit-timer T1 500
retransmit-timer T2 4000
retransmit-timer T4 5000
retransmit-timer TU1 5000
retransmit-timer TU2 32000
retransmit-timer clientTn 64000
retransmit-timer serverTn 64000
tcp connection-setup-timeout 1000
tls handshake-timeout 3000
udp max-datagram-size 1500
end network
!
sip overload reject retry-after 0
!
no sip peg-counting
!
sip privacy service
sip queue message
drop-policy head
low-threshold 80
size 2000
```

```
thread-count 20
end queue
!
sip queue radius
drop-policy head
low-threshold 80
size 2000
thread-count 20
end queue
!
sip queue request
drop-policy head
low-threshold 80
size 2000
thread-count 20
end queue
!
sip queue response
drop-policy head
low-threshold 80
size 2000
thread-count 20
end queue
!
sip queue st-callback
drop-policy head
low-threshold 80
size 2000
thread-count 10
end queue
!
sip queue timer
drop-policy none
low-threshold 80
size 2500
thread-count 8
end queue
!
sip queue xcl
drop-policy head
low-threshold 80
size 2000
thread-count 2
end queue
!
route recursion
!
sip tcp connection-timeout 30
sip tcp max-connections 256
!
no sip tls
!
sip tls connection-setup-timeout 1
!
trigger condition From-CUCM105-Trigger
sequence 1
in-network ^\QCUCM105\E$
end sequence
end trigger condition
!
trigger condition From-CUCM115-Trigger
sequence 1
in-network ^\QCUCM115\E$
end sequence
```

```
    end trigger condition
!
trigger condition From-PSTN-Trigger
sequence 1
    in-network ^\QPSTN\E$
end sequence
end trigger condition
!
trigger condition mid-dialog
sequence 1
    mid-dialog
end sequence
end trigger condition
!
accounting
no enable
no client-side
no server-side
end accounting
!
server-group sip group Cubestack PSTN
element ip-address 14.50.245.6 5060 udp q-value 0.0 weight 1
element ip-address 14.50.245.7 5060 udp q-value 0.0 weight 1
failover-resp-codes 503
lbtype weight
ping
end server-group
!
route group CUCM105_RG
element target-destination 14.50.245.25:5062:udp CUCM105 q-value 0.0
    failover-codes 510
    weight 50
end element
end route
!
route group CUCM115_RG
element target-destination 14.50.245.20:5065:udp CUCM115 q-value 0.0
    failover-codes 502 - 503
    weight 50
end element
end route
!
route table FromCUCM105-RT
key * target-destination Cubestack PSTN
key 2 group CUCM115_RG
end route table
!
route table FromCUCM115-RT
key 1 target-destination Cubestack PSTN
key 5 group CUCM105_RG
end route table
!
route table PSTN-RT
key 2 group CUCM115_RG
key 5 group CUCM105_RG
end route table
!
policy lookup FromCUCM105-RPolicy
sequence 100 FromCUCM105-RT header to uri-component phone
    rule prefix
end sequence
end policy
!
policy lookup FromCUCM115-RPolicy
```

```

sequence 100 FromCUCM115-RT header to uri-component phone
  rule prefix
  end sequence
end policy
!
policy lookup FromPSTN-RPolicy
  sequence 100 PSTN-RT header to uri-component phone
  rule prefix
  end sequence
end policy
!
trigger routing sequence 1 by-pass condition mid-dialog
trigger routing sequence 2 policy FromPSTN-RPolicy condition From-PSTN-Trigger
trigger routing sequence 3 policy FromCUCM115-RPolicy condition From-CUCM115-Trigger
trigger routing sequence 4 policy FromCUCM105-RPolicy condition From-CUCM105-Trigger
!
server-group sip global-ping
!
no server-group sip ping-503
!
sip cac session-timeout 720
sip cac PSTN 14.50.245.6 5060 udp limit -1
sip cac PSTN 14.50.245.7 5060 udp limit -1
!
no sip cac
!
sip listen CUCM105 udp 14.50.245.9 5062
sip listen CUCM115 udp 14.50.245.9 5065
sip listen PSTN udp 14.50.245.9 5060
!
call-rate-limit 100
!
end

```

Troubleshoot

Trace Levels Configuration

In the CUSP GUI, navigate to **Troubleshoot >> Cisco Unified SIP Proxy >> Traces**

Trigger-Conditions - Level:debug: This will show which triggers were match to initiate call routing.

Routing - Level:debug: This will show what was done during call routing. Which Key's were matched, what destination was chosen, etc.

SIP-Wire-Log - Level:debug: This will show the SIP messages received and sent.

Trace Collection

Via GUI

In the CUSP GUI, navigate to **Troubleshoot >> Cisco Unified SIP Proxy >> Traces**

Select Download Log File

You can also Clear Logs

Via FTP Client

By default there is no account with FTP privileges. To enable an account with FTP privileges add the user to a PFS group.

```
josomeado-CUSP# user platformadmin group ?
Administrators      System administrators group
pfs-privusers      PFS privileged users group
pfs-readonly       PFS read only group
josomeado-CUSP# user platformadmin group pfs
```

Via FTP Client, connect to CUSP. **File Path:** cusp >> log >> trace >> trace.log

Trace Order

1. **SIP-Wire-Log** - Incoming SIP Invite
2. **SIP-Wire-Log** - Return 100 Trying
3. **Trigger-Condition** - Identify Network and Trigger Route Policy
4. **Routing** - See Routing Trace section below for details
5. **SIP-Wire-Log** - Send Invite toward destination
6. **SIP-Wire-Log** - Continue normal SIP transactions until there is a 200 Ok message for each call leg

Trigger-Condition Trace Sample

```
13:24:36:987 08:17:2017 vCUSP,9.1.5,josomeado-CUSP,14.50.245.9,trace.log
[REQUESTI.7] DEBUG 2017.08.17 13:25:03:006 conditions.RegexCondition - inNetwork='PSTN'
[REQUESTI.7] DEBUG 2017.08.17 13:25:03:006 conditions.RegexCondition - IN_NETWORK: PSTN
[REQUESTI.7] DEBUG 2017.08.17 13:25:03:006 conditions.AbstractRegexCondition -
pattern(^\\QPSTN\\E$), toMatch(PSTN) returning true
[REQUESTI.7] DEBUG 2017.08.17 13:25:03:006 triggers.ModuleTrigger - ModuleTrigger.eval()
action<FromPSTN-RPolicy> actionParameter<>
[REQUESTI.7] DEBUG 2017.08.17 13:25:03:006 triggers.ModuleTrigger - ModuleTrigger.eval() got the
policy, executing it ...
```

In the above sample, we see the network is matched as PSTN, which is used in Route Policy "FromPSTN-RPolicy".

Routing Trace Sample

```
13:29:13:453 08:17:2017 vCUSP,9.1.5,josomeado-CUSP,14.50.245.9,trace.log
[REQUESTI.7] DEBUG 2017.08.17 13:29:33:987 nrs.XCLNRSShiftRoutes - Entering
ShiftAlgorithms.execute()
[REQUESTI.7] DEBUG 2017.08.17 13:29:33:987 nrs.XCLNRSShiftRoutes - Leaving
ShiftAlgorithms.execute()
[REQUESTI.7] DEBUG 2017.08.17 13:29:33:987 modules.XCLLookup - Entering execute()
[REQUESTI.7] DEBUG 2017.08.17 13:29:33:987 nrs.XCLPrefix - Entering getKeyValue()
[REQUESTI.7] DEBUG 2017.08.17 13:29:33:987 nrs.FieldSelector - getToUri: To header obtained -
To: <sip:2003@14.50.245.9>
[REQUESTI.7] DEBUG 2017.08.17 13:29:33:987 nrs.FieldSelector - getUriPart: URI -
sip:2003@14.50.245.9 part 1
[REQUESTI.7] DEBUG 2017.08.17 13:29:33:987 nrs.FieldSelector - Requested field 52
```

```

[REQUESTI.7] DEBUG 2017.08.17 13:29:33:987 nrs.FieldSelector - Returning key 2003
[REQUESTI.7] DEBUG 2017.08.17 13:29:33:987 nrs.XCLPrefix - Leaving getKeyValue()
[REQUESTI.7] DEBUG 2017.08.17 13:29:33:987 modules.XCLLookup - table=PSTN-RT, key=2003
[REQUESTI.7] INFO 2017.08.17 13:29:33:987 modules.XCLLookup - table is PSTN-RT
[REQUESTI.7] DEBUG 2017.08.17 13:29:33:987 routingtables.RoutingTable - Entering lookup()
[REQUESTI.7] DEBUG 2017.08.17 13:29:33:987 routingtables.RoutingTable - Looking up 2003 in table PSTN-RT with rule prefix and modifiers=none
[REQUESTI.7] DEBUG 2017.08.17 13:29:33:987 routingtables.RoutingTable - Entering applyModifiers()
[REQUESTI.7] DEBUG 2017.08.17 13:29:33:987 routingtables.RoutingTable - Leaving applyModifiers(), returning 2003
[REQUESTI.7] DEBUG 2017.08.17 13:29:33:988 routingtables.RoutingTable - Leaving lookup()
[REQUESTI.7] INFO 2017.08.17 13:29:33:988 nrs.XCLPrefix - NRS Routing decision is: RouteTable:PSTN-RT, RouteKey:2, RouteGroup:CUCM115_RG
[REQUESTI.7] DEBUG 2017.08.17 13:29:33:988 loadbalancer.LBFactory - Entering createLoadBalancer()
[REQUESTI.7] INFO 2017.08.17 13:29:33:988 loadbalancer.LBFactory - lbtype is 3(call-id)
[REQUESTI.7] DEBUG 2017.08.17 13:29:33:988 loadbalancer.LBFactory - Leaving createLoadBalancer()
[REQUESTI.7] DEBUG 2017.08.17 13:29:33:988 nrs.XCLPrefix - Stored NRSAlgResult=isFound=true, isFailure=false, Response=-1, Routes=[Ruri: 14.50.245.20:5065:udp, Route: null, Network: CUCM115, q-value=0.0radvance=[502, 503]], PolicyAdvance=null [REQUESTI.7] DEBUG 2017.08.17 13:29:33:988 nrs.NRSAlgResult - set policyAdvance as specified in route=RouteTable:PSTN-RT, RouteKey:2, RouteGroup:CUCM115_RG
[REQUESTI.7] DEBUG 2017.08.17 13:29:33:988 nrs.NRSAlgResult - no policyAdvance specified in route
[REQUESTI.7] DEBUG 2017.08.17 13:29:33:988 nrs.NRSAlgResult - set policyAdvance as specified in algorithm={lookuprule=1, lookupfield=52, lookuplength=-1, lookuptable=PSTN-RT, sequence=100, algorithm=1}
[REQUESTI.7] DEBUG 2017.08.17 13:29:33:988 nrs.NRSAlgResult - no policyAdvance specified in algorithm
[REQUESTI.7] DEBUG 2017.08.17 13:29:33:988 modules.XCLLookup - Leaving execute()
[REQUESTI.7] DEBUG 2017.08.17 13:29:33:988 nrs.XCLNRSShiftRoutes - Entering ShiftRoutes.execute()
[REQUESTI.7] DEBUG 2017.08.17 13:29:33:988 loadbalancer.LBBase - Entering getServer()
[REQUESTI.7] DEBUG 2017.08.17 13:29:33:988 loadbalancer.LBBase - Entering initializeDomains()
[REQUESTI.7] DEBUG 2017.08.17 13:29:33:988 nrs.NRSRoutes - routes before applying time policies: [Ruri: 14.50.245.20:5065:udp, Route: null, Network: CUCM115, q-value=0.0radvance=[502, 503]]
[REQUESTI.7] DEBUG 2017.08.17 13:29:33:988 nrs.NRSRoutes -routes after applying time policies: [Ruri: 14.50.245.20:5065:udp, Route: null, Network: CUCM115, q-value=0.0radvance=[502, 503]]
[REQUESTI.7] DEBUG 2017.08.17 13:29:33:988 loadbalancer.LBBase - Leaving initializeDomains()
[REQUESTI.7] INFO 2017.08.17 13:29:33:988 loadbalancer.LBHashBased - list of elements in order on which load balancing is done : Ruri: 14.50.245.20:5065:udp, Route: null, Network: CUCM115, q-value=0.0radvance=[502, 503],
[REQUESTI.7] DEBUG 2017.08.17 13:29:33:988 loadbalancer.LBBase - Server group route-sg selected Ruri: 14.50.245.20:5065:udp, Route: null, Network: CUCM115, q-value=0.0radvance=[502, 503]
[REQUESTI.7] DEBUG 2017.08.17 13:29:33:988 loadbalancer.LBBase - Leaving getServer()
[REQUESTI.7] DEBUG 2017.08.17 13:29:33:988 nrs.XCLNRSShiftRoutes - Leaving ShiftRoutes.execute()

```

1. CUSP gets the Key value in the TO: header

2. CUSP identifies the Key as 2003

3. CUSP Looks up the Key in the Routing Table

4. CUSP matches an entry in the Routing Table and identifies destination RouteGroup:CUCM115_RG

5. CUSP applies loadbalancing within teh RouteGroup

6. CUSP identifies the specific Element in the RouteGroup to which it will send the SIP message

7. CUSP applies Time Policies if applicable

8. CUSP finalizes the Element to which it will send a SIP Message

SIP-Wire-Log Trace Sample

```
13:29:13:453 08:17:2017 vCUSP,9.1.5,josmeado-CUSP,14.50.245.9,trace.log
[REQUESTI.7] DEBUG 2017.08.17 13:29:33:987 nrs.XCLNRSShiftRoutes - Entering
ShiftAlgorithms.execute()
[REQUESTI.7] DEBUG 2017.08.17 13:29:33:987 nrs.XCLNRSShiftRoutes - Leaving
ShiftAlgorithms.execute()
[REQUESTI.7] DEBUG 2017.08.17 13:29:33:987 modules.XCLLookup - Entering execute()
[REQUESTI.7] DEBUG 2017.08.17 13:29:33:987 nrs.XCLPrefix - Entering getKeyValue()
[REQUESTI.7] DEBUG 2017.08.17 13:29:33:987 nrs.FieldSelector - getToUri: To header obtained -
To: <sip:2003@14.50.245.9>

[REQUESTI.7] DEBUG 2017.08.17 13:29:33:987 nrs.FieldSelector - getUriPart: URI -
sip:2003@14.50.245.9 part 1
[REQUESTI.7] DEBUG 2017.08.17 13:29:33:987 nrs.FieldSelector - Requested field 52
[REQUESTI.7] DEBUG 2017.08.17 13:29:33:987 nrs.FieldSelector - Returning key 2003
[REQUESTI.7] DEBUG 2017.08.17 13:29:33:987 nrs.XCLPrefix - Leaving getKeyValue()
[REQUESTI.7] DEBUG 2017.08.17 13:29:33:987 modules.XCLLookup - table=PSTN-RT, key=2003
[REQUESTI.7] INFO 2017.08.17 13:29:33:987 modules.XCLLookup - table is PSTN-RT
[REQUESTI.7] DEBUG 2017.08.17 13:29:33:987 routingtables.RoutingTable - Entering lookup()
[REQUESTI.7] DEBUG 2017.08.17 13:29:33:987 routingtables.RoutingTable - Looking up 2003 in table
PSTN-RT with rule prefix and modifiers=none
[REQUESTI.7] DEBUG 2017.08.17 13:29:33:987 routingtables.RoutingTable - Entering
applyModifiers()
[REQUESTI.7] DEBUG 2017.08.17 13:29:33:987 routingtables.RoutingTable - Leaving
applyModifiers(), returning 2003
[REQUESTI.7] DEBUG 2017.08.17 13:29:33:988 routingtables.RoutingTable - Leaving lookup()
[REQUESTI.7] INFO 2017.08.17 13:29:33:988 nrs.XCLPrefix - NRS Routing decision is:
RouteTable:PSTN-RT, RouteKey:2, RouteGroup:CUCM115_RG
[REQUESTI.7] DEBUG 2017.08.17 13:29:33:988 loadbalancer.LBFactory - Entering
createLoadBalancer()
[REQUESTI.7] INFO 2017.08.17 13:29:33:988 loadbalancer.LBFactory - lbtype is 3(call-id)
[REQUESTI.7] DEBUG 2017.08.17 13:29:33:988 loadbalancer.LBFactory - Leaving createLoadBalancer()
[REQUESTI.7] DEBUG 2017.08.17 13:29:33:988 nrs.XCLPrefix - Stored NRSAlgResult=isFound=true,
isFailure=false, Response=-1, Routes=[Ruri: 14.50.245.20:5065:udp, Route: null, Network:
CUCM115, q-value=0.0radvance=[502, 503]], PolicyAdvance=null [REQUESTI.7] DEBUG 2017.08.17
13:29:33:988 nrs.NRSAlgResult - set policyAdvance as specified in route=RouteTable:PSTN-RT,
RouteKey:2, RouteGroup:CUCM115_RG
[REQUESTI.7] DEBUG 2017.08.17 13:29:33:988 nrs.NRSAlgResult - no policyAdvance specified in
route
[REQUESTI.7] DEBUG 2017.08.17 13:29:33:988 nrs.NRSAlgResult - set policyAdvance as specified in
algorithm={lookuprule=1, lookupfield=52, lookuplenght=-1, lookuptable=PSTN-RT, sequence=100,
algorithm=1}
[REQUESTI.7] DEBUG 2017.08.17 13:29:33:988 nrs.NRSAlgResult - no policyAdvance specified in
algorithm
[REQUESTI.7] DEBUG 2017.08.17 13:29:33:988 modules.XCLLookup - Leaving execute()
[REQUESTI.7] DEBUG 2017.08.17 13:29:33:988 nrs.XCLNRSShiftRoutes - Entering
ShiftRoutes.execute()
[REQUESTI.7] DEBUG 2017.08.17 13:29:33:988 loadbalancer.LBBase - Entering getServer()
[REQUESTI.7] DEBUG 2017.08.17 13:29:33:988 loadbalancer.LBBase - Entering initializeDomains()
[REQUESTI.7] DEBUG 2017.08.17 13:29:33:988 nrs.NRSRoutes - routes before applying time policies:
[Ruri: 14.50.245.20:5065:udp, Route: null, Network: CUCM115, q-value=0.0radvance=[502, 503]]
[REQUESTI.7] DEBUG 2017.08.17 13:29:33:988 nrs.NRSRoutes -routes after applying time policies:
[Ruri: 14.50.245.20:5065:udp, Route: null, Network: CUCM115, q-value=0.0radvance=[502, 503]]
[REQUESTI.7] DEBUG 2017.08.17 13:29:33:988 loadbalancer.LBBase - Leaving initializeDomains()
[REQUESTI.7] INFO 2017.08.17 13:29:33:988 loadbalancer.LBHashBased - list of elements in order
on which load balancing is done : Ruri: 14.50.245.20:5065:udp, Route: null, Network: CUCM115, q-
```

```

value=0.0radvance=[502, 503],
[REQUESTI.7] DEBUG 2017.08.17 13:29:33:988 loadbalancer.LBBase - Server group route-sg selected
Ruri: 14.50.245.20:5065:udp, Route: null, Network: CUCM115, q-value=0.0radvance=[502, 503]
[REQUESTI.7] DEBUG 2017.08.17 13:29:33:988 loadbalancer.LBBase - Leaving getServer()
[REQUESTI.7] DEBUG 2017.08.17 13:29:33:988 nrs.XCLNRSShiftRoutes - Leaving ShiftRoutes.execute()

```

SIP-Wire-Log shows the normal SIP messaging up to the 200 Okay for both call legs.

Architectural Reference

