

لاصتال ينورتكلإلإا ديربلا لصأ نيوكت حوتفملا ضيوفتلا مادختساب WebEx

تايوتحمل

[عمدقمل](#)

[OAuth 2.0 مادختساب](#)

[ةيساسألابلطمل](#)

[تابلطمل](#)

[عمدختسمل تانوكمل](#)

[نيوكتل](#)

[Google يروطم مكحت ةدحوىلع عورشم عاشنا: 1 ةوطخل](#)

[OAuth ةقفاوم نيوكت: 2 ةوطخل](#)

[OAuth دامتعا تانايب عاشنا: 4 ةوطخل](#)

عمدقمل

حوتفملا ضيوفتلا مادختساب ينورتكلإلإا ديربلا لصأ نيوكت تاوطخ دنتملا اذه فصوي (OAuth 2.0).

ةينفلا ةدعاسملا زكرم سدنهم، شيروس ناشوهبوايتاهب چونأ عورشملا اذه يف مهاس ةكشرلل عباتلا Cisco.

OAuth 2.0 مادختساب

ديربلا لصأ نيوكت بلطتي اذه وانام لقالا قيبطتلا لىل لوصولا ةزيم Google تلمهأ لثم، ثلاثلا فرطلا تاقببطت عم مادختسالل ةقداصم لل OAuth 2.0 مادختساب ينورتكلإلإا Webex لاصتلا.

ةيساسألابلطمل

تابلطمل

ةيلاتلا عيضاوملاب ةفرعم كيديل نوكت نأب Cisco يصوصت:

- Webex (WxCC) 2.0 لاصتلا زكرم
- ينورتكلإلإا ديربلا تاقفدت نيوكت عم Webex لاصتلا لخدم

ةمدختسملا تانوكملا

ةيلاللا جماربلا تارادصلا دننسملا اذه يف ةدراولا تامولعمل دننست:

- WxCC 2.0

ةصاخة لعممة ئيب يف ةدوجوملا ةزهجالا نم دننسملا اذه يف ةدراولا تامولعمل عاشنلا مت تناك اذا. (يضا رتفا) حوسمم نيوكتب دننسملا اذه يف ةمدختسملا ةزهجالا عيمج تادب رما يال لمحتملا ريثاتلل كمهف نم دكأتف، ليغشتلا ديقتك تكبش

نيوكتلا

Google روطم مكحت ةدحو لعل عورشم عاشنلا: 1 ةوطخلا

عورشم Google عاشنلا تاوطخلا عابتا يجرى

مدختسملا ةقفاوم نيوكت: 2 ةوطخلا

1. بولطم وه امك External و Internal رتخأ.

RPI	APIs and services	OAuth consent screen
	Enabled APIs and services	<p>Choose how you want to configure and register your app, including your target users. You can only associate one app with your project.</p> <p>User Type</p> <p><input type="radio"/> Internal ⓘ</p> <p>Only available to users within your organisation. You will not need to submit your app for verification. Learn more about user type</p> <p><input type="radio"/> External ⓘ</p> <p>Available to any test user with a Google Account. Your app will start in testing mode and will only be available to users you add to the list of test users. Once your app is ready to push to production, you may need to verify your app. Learn more about user type</p> <p>CREATE</p>
	Library	
	Credentials	
	OAuth consent screen	
	Domain verification	
	Page usage agreements	

2. رقنا Create.

3. لصلاب نرتقملا ينورتكللا دي ربل فرعم وهو مدختسملا معدل ينورتكللا دي ربل لخدأ.

// لصلال لعل:

ASSET NAME ⓘ

bhusuresIMIEmail

EMAIL ID

bhusuresimi@gmail.com

FORWARDING ADDRESS

5fcf6cf5e57fb5d9410efd884845ed66@mai

[COPY](#)

Note: Emails sent to the asset email ID will be forwarded to this address.

// عى Google Console:

Google Cloud Platform IMIOAuth

API APIs & Services

Enabled APIs & services

Library

Credentials

OAuth consent screen

Domain verification

Page usage agreements

Edit app registration

1 OAuth consent screen — 2 Scopes — 3 Test users — 4 Summary

App information

This shows in the consent screen, and helps end users know who you are and contact you

App name *
IMIOauth
The name of the app asking for consent

User support email *
bhusuresimi@gmail.com
For users to contact you with questions about their consent

App logo [BROWSE](#)
Upload an image, not larger than 1MB on the consent screen that will help users recognize your app. Allowed image formats are JPG, PNG, and BMP. Logos should be square and 120px by 120px for the best results.

نرتقم الينورتكلال ديربلا فرعم مادختساب كلوخذ ليجست نم دكأال اءارلا: ةظالم
ف ينورتكلال ديربلا ضرعي ال مدختسم ال مدل ينورتكلال ديربلا نا واصلاب
ةلدسنملا ةمئاقلا

Google Cloud Platform IMIOAuth Search Products, resources, docs (/)

API APIs & Services Edit app registration

1 OAuth consent screen — 2 Scopes — 3 Test users — 4 Summary

App information
This shows in the consent screen, and helps end users know who you are and contact you

App name *
IMIOAuth
The name of the app asking for consent

User support email *
bhuresimi@gmail.com
For users to contact you with questions about their consent

Learn

This account is managed by google.com.
Learn more

bhushan imi
bhuresimi@gmail.com
Privacy
Google Account

How is this...
This is the...
G Sign in with Google

[Display Name]
Add account Sign out

Select what [Display Name] can access

4. حضوره وه امك Webex لاصتا لاجمك دمت عمل لاجم لاجدا:

Authorized domains ?

When a domain is used on the consent screen or in an OAuth client's configuration, it must be pre-registered here. If your app needs to go through verification, please go to the [Google Search Console](#) to check if your domains are authorized. [Learn more](#) about the authorized domain limit.

Authorized domain 1 *
imiconnect.io

+ ADD DOMAIN

5. مع ديريكي نورتك لال مدختسم لال ديرب س فن لاجدا Test users تحت و Save and Continue لاجدا
ينورتك لال مدختسم لال

Edit app registration

✓ OAuth consent screen — ✓ Scopes — 3 Test users — 4 Summary

Test users

While publishing status is set to "Testing", only test users are able to access the app. Allowed user cap prior to app verification is 100, and is counted over the entire lifetime of the app. [Learn more](#)

+ ADD USERS

Filter Enter property name or value

User information

bhusuresimi@gmail.com

SAVE AND CONTINUE

CANCEL

6. تمام العمل ة حول لى ل عوچر ل او Save and Continue ل اءا ل

OAuth ءا مءءا ءا نا ب ءاش ن ل 4 ءو طء ل ا

1. OAuth ل ءم ء فر ءم ءءو Credentials > Create credentials ل ل ءق ءا ن ا

The screenshot shows the Google Cloud console interface for managing API credentials. On the left sidebar, the 'Credentials' option is highlighted. The main content area shows the 'Credentials' section with a '+ CREATE CREDENTIALS' button and a 'DELETE' button. Below this, there are several credential types listed: 'API key', 'OAuth client ID', 'Service account', and 'Help me choose'. The 'OAuth client ID' option is highlighted with a red box, and a red arrow points to it. Another red arrow points to the 'CREATE CREDENTIALS' button. The 'API key' description reads: 'Identifies your project using a simple API key to check quota and access'. The 'OAuth client ID' description reads: 'Requests user consent so that your app can access the user's data.' The 'Service account' description reads: 'Enables server-to-server, app-level authentication using robot accounts'. The 'Help me choose' description reads: 'Asks a few questions to help you decide which type of credential to use'.

ءه ل اءءا ءو ل ء صا فا ءا ل ءاش ن ا ب م ق 2:

ب ءو ق ء ب ءط ء: ق ء ب ءط ءا ل ءو ن
Webex ل ا صءا ل URL نا و ن ء: ءءمء ءا ل JavaScript ل و ص ا

يُعد روثع ال نكمي) لاصتالال درب صاخال URL ناوع :هيجوتال اداعال دمتم عم ال URI نيوانع
لثم OAuth لثم قداصم ال عون رايتخا درجمب ينورتكلالال ديربال لوصأ ةحفص يف اذه URL ناوع
(2.0.)

Google Cloud Platform IMIOAuth

API APIs & Services Create OAuth client ID

Enabled APIs & services
Library
Credentials
OAuth consent screen
Domain verification
Page usage agreements

A client ID is used to identify a single app to Google's OAuth servers. If your app runs on multiple platforms, each will need its own client ID. See [Setting up OAuth 2.0](#) for more information. [Learn more](#) about OAuth client types.

Application type *
Web application

Name *
Web client 2

The name of your OAuth 2.0 client. This name is only used to identify the client in the console and will not be shown to end users.

The domains of the URIs you add below will be automatically added to your [OAuth consent screen](#) as [authorized domains](#).

Authorized JavaScript origins ⓘ
For use with requests from a browser

URIs 1 *
<https://webexccwithwxcaspbx.imiconnect.io>

+ ADD URI

Authorized redirect URIs ⓘ
For use with requests from a web server

URIs 1 *
<https://webexccwithwxcaspbx.imiconnect.io/callback>

+ ADD URI

Note: It may take 5 minutes to a few hours for settings to take effect

CREATE CANCEL

3. Download the JSON. و لي عم ال رس و لي عم ال فرعم خسن ا.

OAuth client created

The client ID and secret can always be accessed from Credentials in APIs & Services



OAuth access is restricted to the [test users](#) listed on your [OAuth consent screen](#)

Your Client ID

[Redacted Client ID]

Your Client Secret


[Redacted Client Secret]


DOWNLOAD JSON



OK

لخدأو (Asset > Apps > Configure New Application > Email) لفسأ) ل صأ ءاشنإب مق Webex، لاصتا يف 4. لئصافتلا:

ASSET NAME 

REGISTER TO WEBEX CC [DOCS](#) 

Registered on 2022-03-10 23:02:29.0 and assigned to bhuresia_IMI_New_Integration

EMAIL ID

FORWARDING ADDRESS

Note: Emails sent to the asset email ID will be forwarded to this address.

AUTHENTICATION TYPE

SMTP SERVER

PORT

CLIENT ID

CALL BACK URL

AUTHORIZATION URL

SCOPE

ACCESS TOKEN URL

REFRESH TOKEN URL

USERNAME

SECURITY

CLIENT SECRET

5. لېم ځېل لځس ل ك هېچوت دېعت معو Generate Token رڼا .

EMAIL ID

FORWARDING ADDRESS

Note: Emails sent to the asset email ID will be forwarded to this address.

AUTHENTICATION TYPE

SMTP SERVER

PORT

CLIENT ID

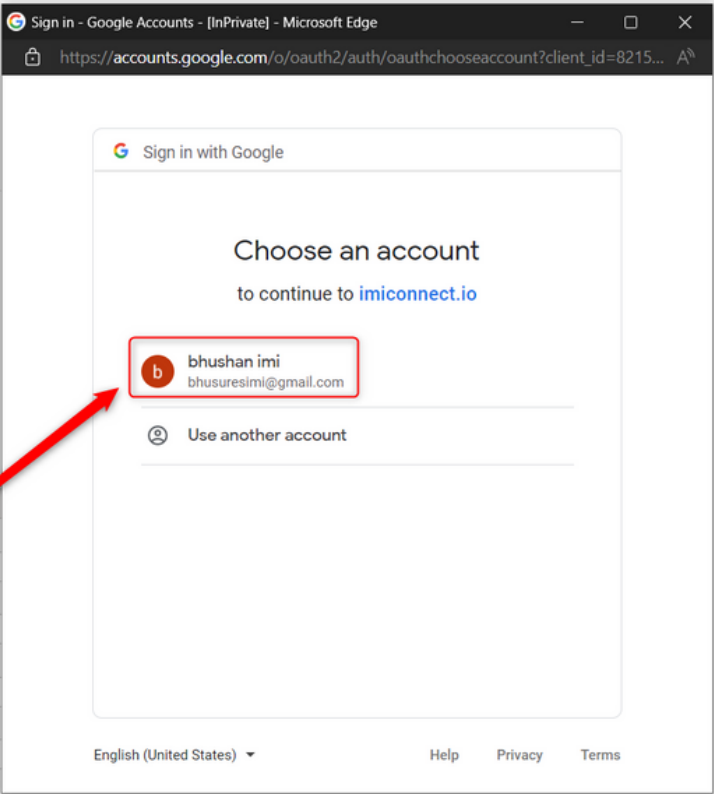
CALL BACK URL

AUTHORIZATION URL

SCOPE

ACCESS TOKEN URL

REFRESH TOKEN URL



لبق نم ايلخاد شيدحتلل زيمملا زمرلا او لوصولل زيمملا زمرلا مادختسا م تي :ةظالم
Gmail لىل شيدحتلل WebEx Connect.

Generate Token

Access Token

[Access Token value]

Refresh Token

[Refresh Token value]

Validity

3599

ةمچرتل هذه لوج

ةللأل تاي نقتل نم ةومچم مادختساب دن تسمل اذه Cisco تچرت
ملاعلاء انءمچ يف نيمدختسمل معدى وتحم مي دقتل ةيرشبل او
امك ةقيد نوك تنل ةللأل ةمچرت لصف أن ةظحال مچرئ. ةصاخل مه تلبل
Cisco يخلت. فرتحم مچرت مامدقي يتل ةيفارتهال ةمچرتل عم لالحل وه
ىل إأمئاد ةوچرلاب يصوت وتامچرتل هذه ةقدنع اهتيلوئسم Cisco
Systems (رفوتم طبارل) يلصلأل يزلچنل دن تسمل