

نمآل ليمع ل DART ةمزح عيمجت

تايوت حمل

[قمدملا](#)

[ةيساسال تابلطت ملا](#)

[تابلطت ملا](#)

[ةمدخت سمل تانوك ملا](#)

[عارجال](#)

[بيكرت ملا](#)

[قب سمل ارش نل مزح](#)

[ASA/FTD نم رشنل](#)

[DART ةمزح عيمجت](#)

[Windows](#)

[سا وا كام](#)

[سكنيل](#)

[اهجالص او عاطخال فاشكت سا](#)

ةمدقملا

Cisco TAC ل تانايب ىرحتي نوبز نمأي cisco عمجي نأ ةادأ، DART ةقويثو اذه فصبي Cisco Secure Client لىغشتب موقبي يذلا زاهجال ىلع DART جلاع لىغشت متي. لىلحت Secure Client نودب هسفنبا وا، Secure Client نم هلىغشت نكميو.

ةيساسال تابلطت ملا

تابلطت ملا

ةيلال عيضاوملاب ةفرعم كيدل نوكت نأب Cisco ي صوت:

- Cisco Secure Client 5.x رادصلال
- (ASA) ةلدعمل نامال ةزهجأ
- Firepower Threat Defense (FTD)

ةمدخت سمل تانوك ملا

ةيلال لىغشتلا ةمظنأ ىلا دنت سمل اذه يف ةدراولا تامولعمل دنت ست:

- Windows
- سا وا كام
- سكنيل

ةصاخ ةيلمعم ةئيب يف ةدوجوملا ةزهجال نم دنت سمل اذه يف ةدراولا تامولعمل عاشنإ مت تناك اذا. (يضا رتفا) حوسمم نيوكت ب دنت سمل اذه يف ةمدخت سمل ةزهجال عيمجت تادب

رماً يأل لمحتحمالا ريثأتلل كمهف نم دكأتف ،ليغشلتال دي ق كتكبش

ءارجإل

بيكرتل

رشنلالمزح مءدختساب هتبيثت اننكمي .ةياهنل طاقن لىل ع DART تبيثتل ناتقيرط كانه
هنىوكت لالخنم ASA/FTD نم هرشننكمي وأ فدهتسمل رتويبمكلال لىل عايوذي قبسمل
ن.نعمال "ةومجمالاهن" نمض

قبسمل رشنلالمزح

عقوم نم ليغشلتالماظنل اقوفو Secure Client ل قبسمل رشنلالمزح ليزنتب مق 1. ةوطخل
[Cisco](#) جمارب

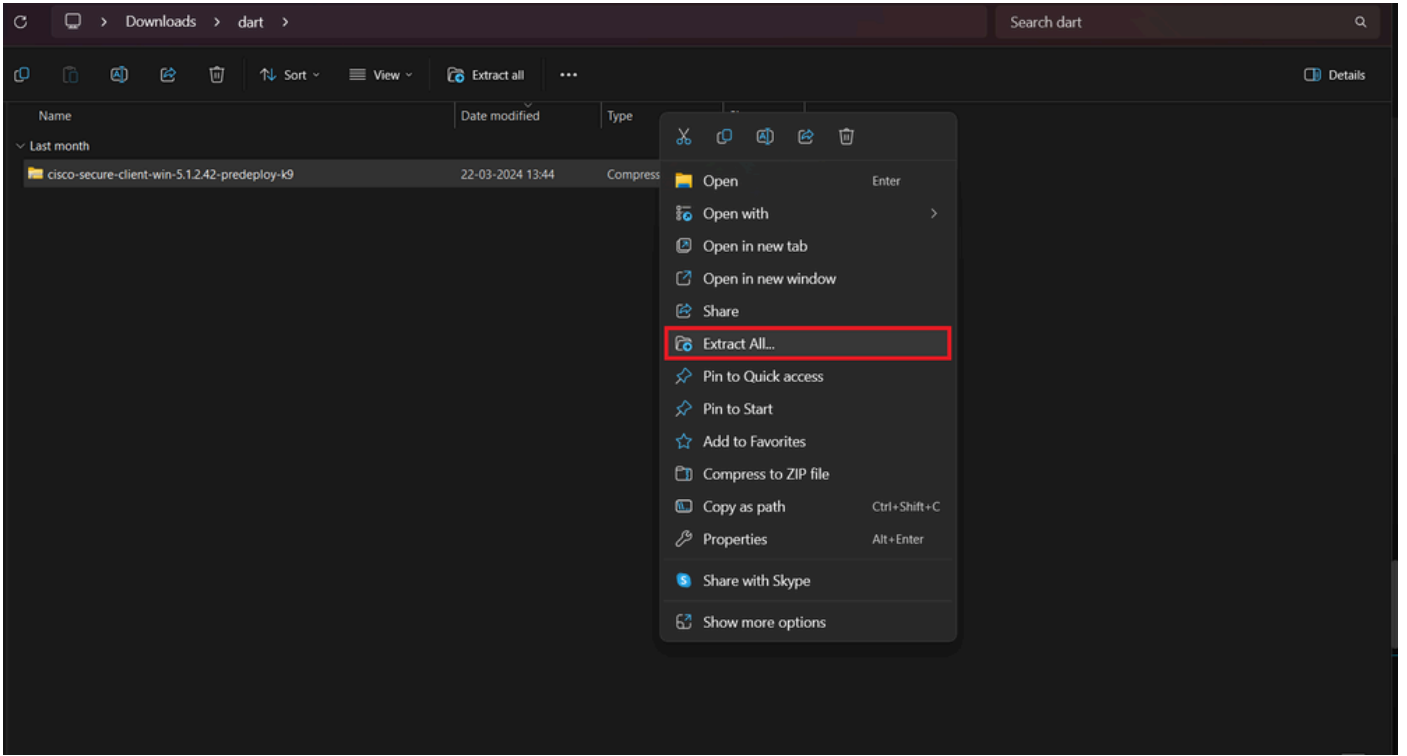
File Information	Release Date	Size
Cisco Secure Client VPN and DART Pre-Deployment DEB Package (Linux 64-bit)	06-Feb-2024	7.31 MB
Cisco Secure Client Pre-Deployment Package (Linux 64-bit)	06-Feb-2024	38.34 MB
Cisco Secure Client VPN and DART Pre-Deployment RPM Package (Linux 64-bit)	06-Feb-2024	8.16 MB
Application Programming Interface [API] (Linux 64-bit)	06-Feb-2024	58.13 MB
Cisco Secure Client Headend Deployment Package (Linux 64-bit)	06-Feb-2024	58.06 MB
Cisco Secure Client Pre-Deployment Package (Mac OS) - Administrator rights or managed device required for install or upgrade. See Administrator Guide and Release Notes for details	06-Feb-2024	130.71 MB
Application Programming Interface [API] (Mac OS)	06-Feb-2024	61.57 MB
Cisco Secure Client Headend Deployment Package (Mac OS) - Administrator rights or managed device required for install or upgrade. See Administrator Guide and Release Notes for details	06-Feb-2024	118.88 MB
Cisco Secure Client Pre-Deployment Package (Windows) - Includes individual MSI files	06-Feb-2024	108.30 MB
Application Programming Interface [API] (Windows)	06-Feb-2024	121.01 MB

ت Secure Client ةمزم ليزنت

ة.ةللمزم ليغشلت ةمظناً لىل عايوذي هتبيثت 2. ةوطخل

DART ل Windows:

1. قبسمل رشنلالمزح جارجتسإ.



رشن ل لبق PKG چارختسا

2. Dart نم MSI تېبثت ةادا قوف رقنا.

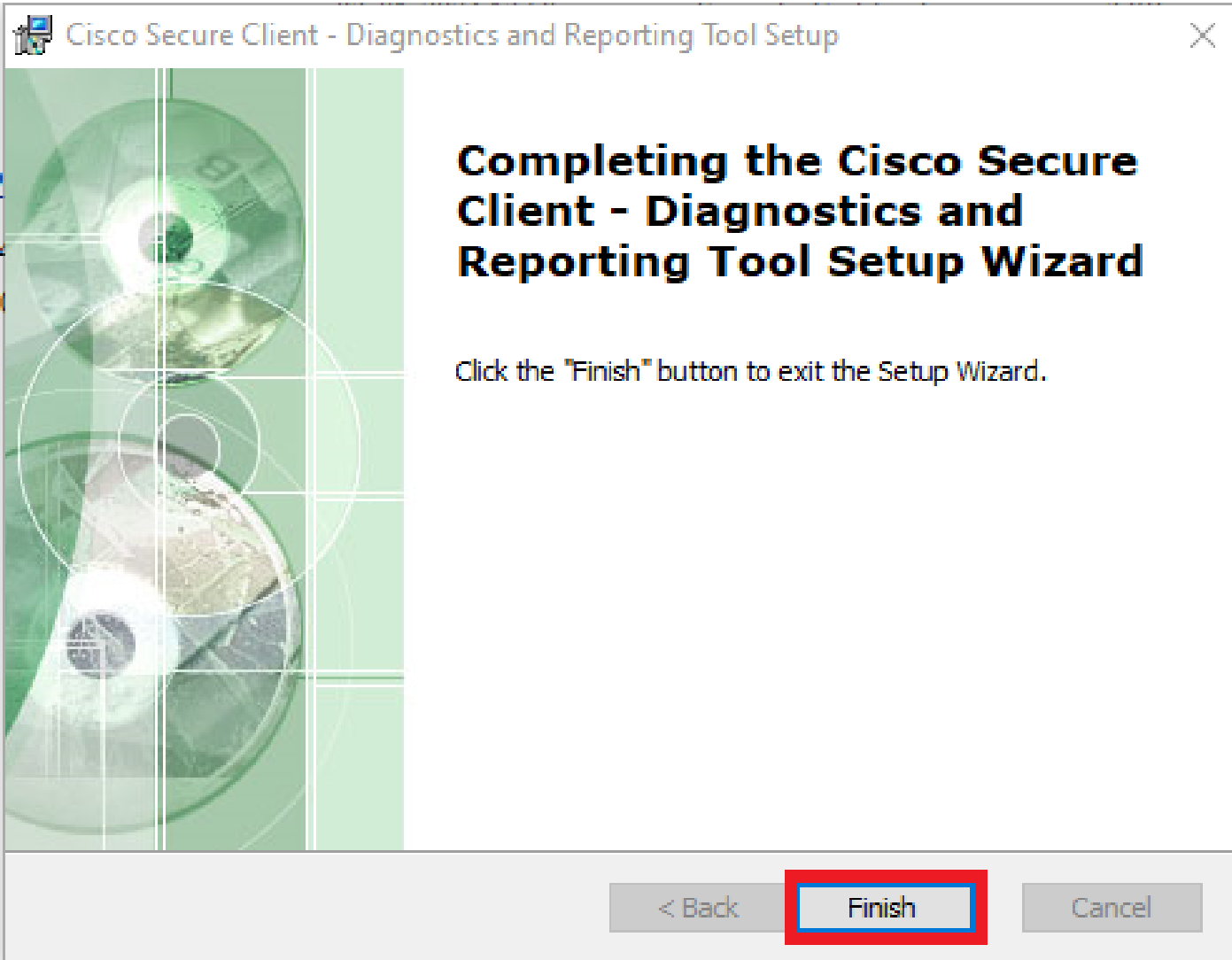
Name	Date modified	Type	Size
Setup	21-04-2024 09:39	Application	984 KB
setup	21-04-2024 09:39	HTML Application	23 KB
cisco-secure-client-win-5.1.2.5191-zta-predeploy-k9	21-04-2024 09:39	Windows Installer ...	24,287 KB
cisco-secure-client-win-5.1.2.42-umbrella-predeploy-k9	21-04-2024 09:39	Windows Installer ...	5,426 KB
cisco-secure-client-win-5.1.2.42-posture-predeploy-k9	21-04-2024 09:39	Windows Installer ...	19,729 KB
cisco-secure-client-win-5.1.2.42-sbl-predeploy-k9	21-04-2024 09:39	Windows Installer ...	3,041 KB
cisco-secure-client-win-5.1.2.42-nvm-predeploy-k9	21-04-2024 09:39	Windows Installer ...	23,601 KB
cisco-secure-client-win-5.1.2.42-iseposture-predeploy-k9	21-04-2024 09:39	Windows Installer ...	4,661 KB
cisco-secure-client-win-5.1.2.42-nam-predeploy-k9	21-04-2024 09:39	Windows Installer ...	6,980 KB
cisco-secure-client-win-5.1.2.42-core-vpn-predeploy-k9	21-04-2024 09:39	Windows Installer ...	22,259 KB
cisco-secure-client-win-5.1.2.42-dart-predeploy-k9	21-04-2024 09:39	Windows Installer ...	4,975 KB
cisco-secure-client-win-1.182.3-thousandeyes-predeploy-k9		Item type: Windows Installer Package Authors: Cisco Systems, Inc. Title: Installation Database Subject: Cisco Secure Client - Diagnostics and Reporting Tool A SmartNET contract is required for support - Cisco Secure Client - Diagnostics and Reporting Tool. Date modified: 21-04-2024 09:39 Size: 4.85 MB	
Setup			
Profiles			

تېبثم MSI

3. DART تېبثت ةشاشلا ىلع رهظت يتلا تامي لع تللاب مازتلالا.



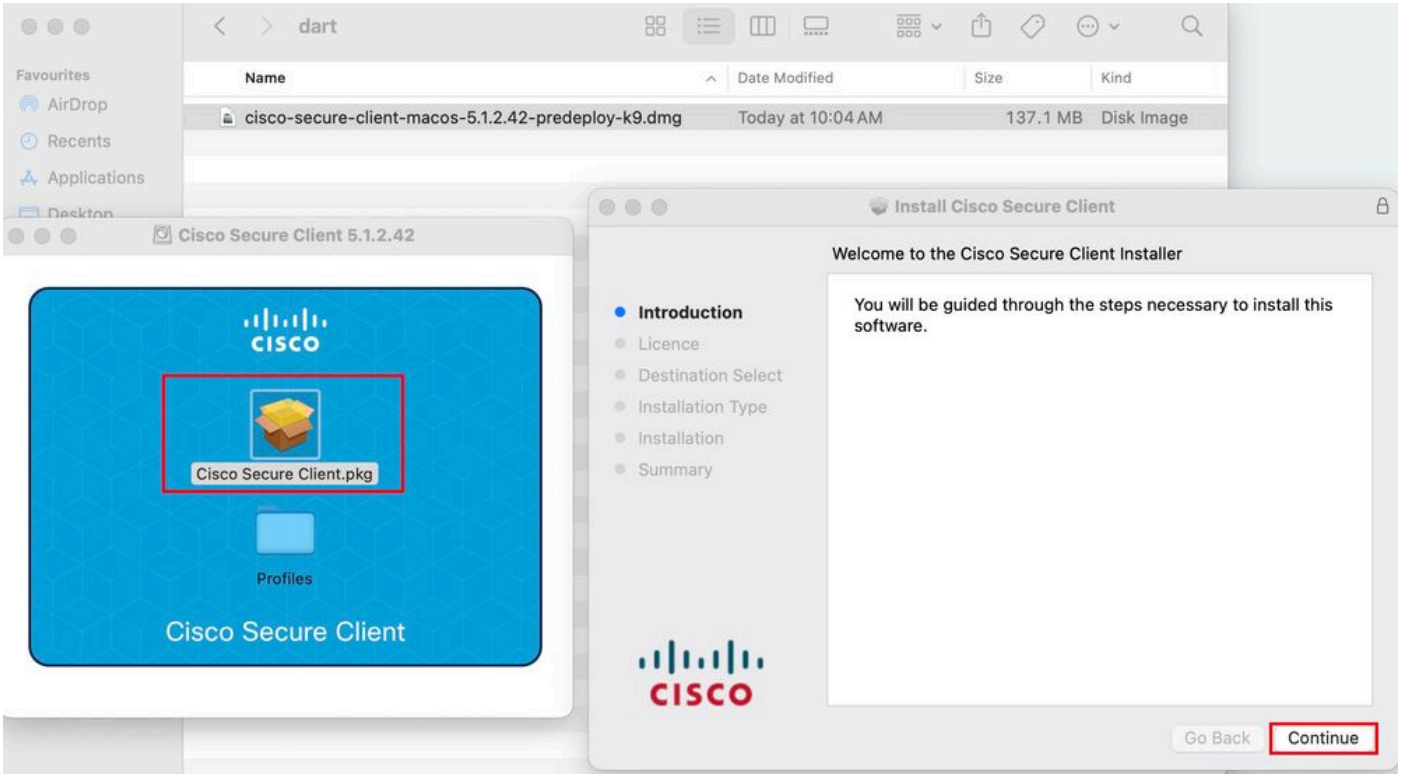
ةعباتم لليلالات



تېبىت لال لم تىكا

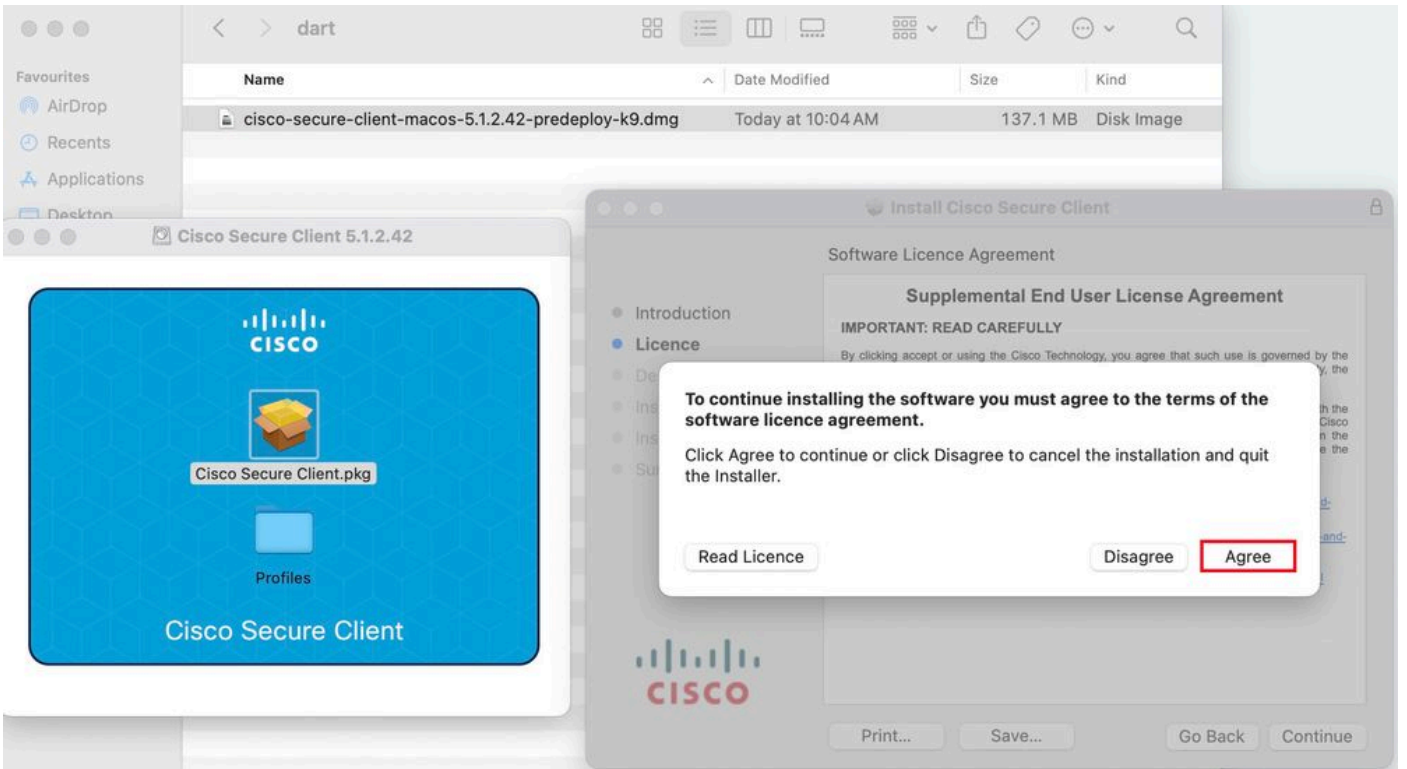
DART J MacOS:

1. قوف م ت DMG تېبىت ت اءا ف لم قوف اءوزم ارقن رقا . Cisco Secure Client.pkg .



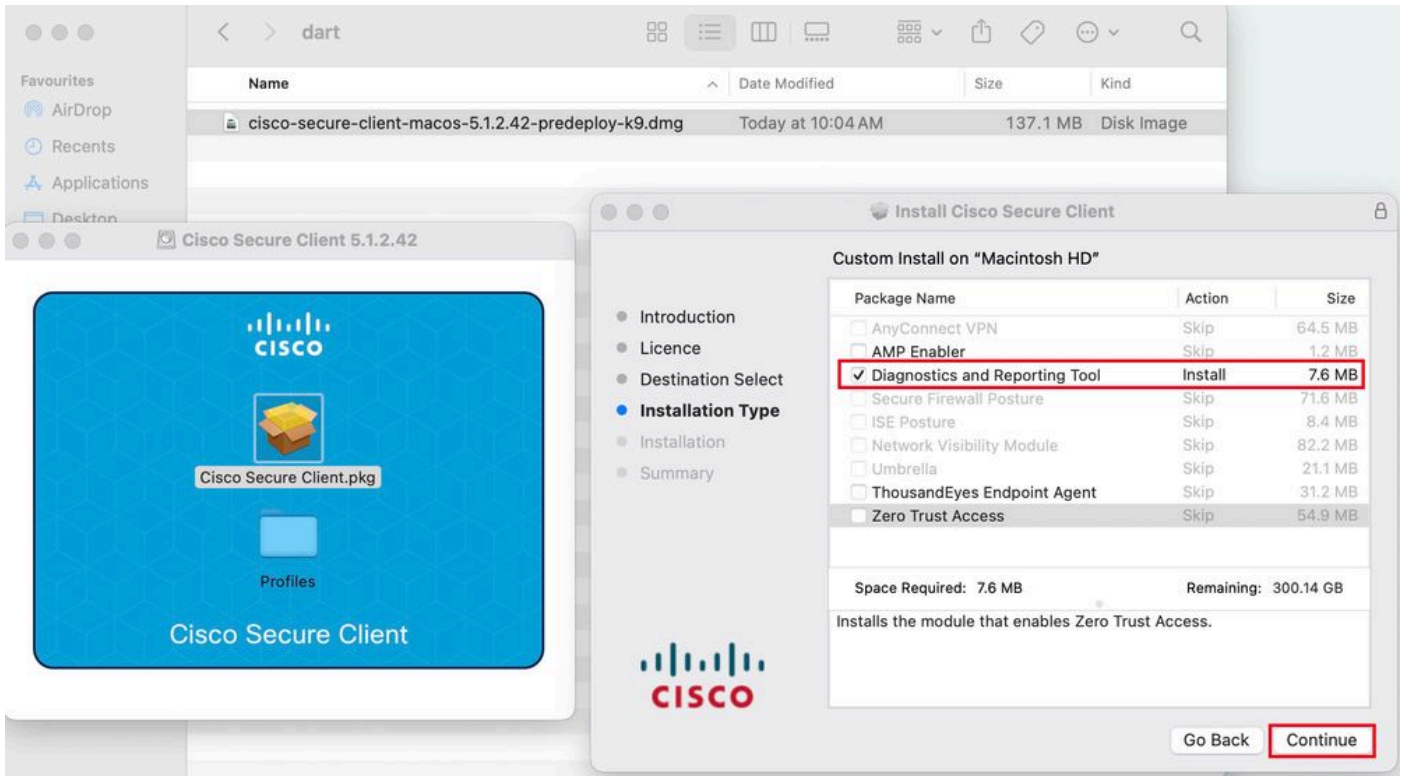
نم آ لېم ع PKG تېبثت

2. كلذل اق فو عبات و صيخرت لا ارقا .



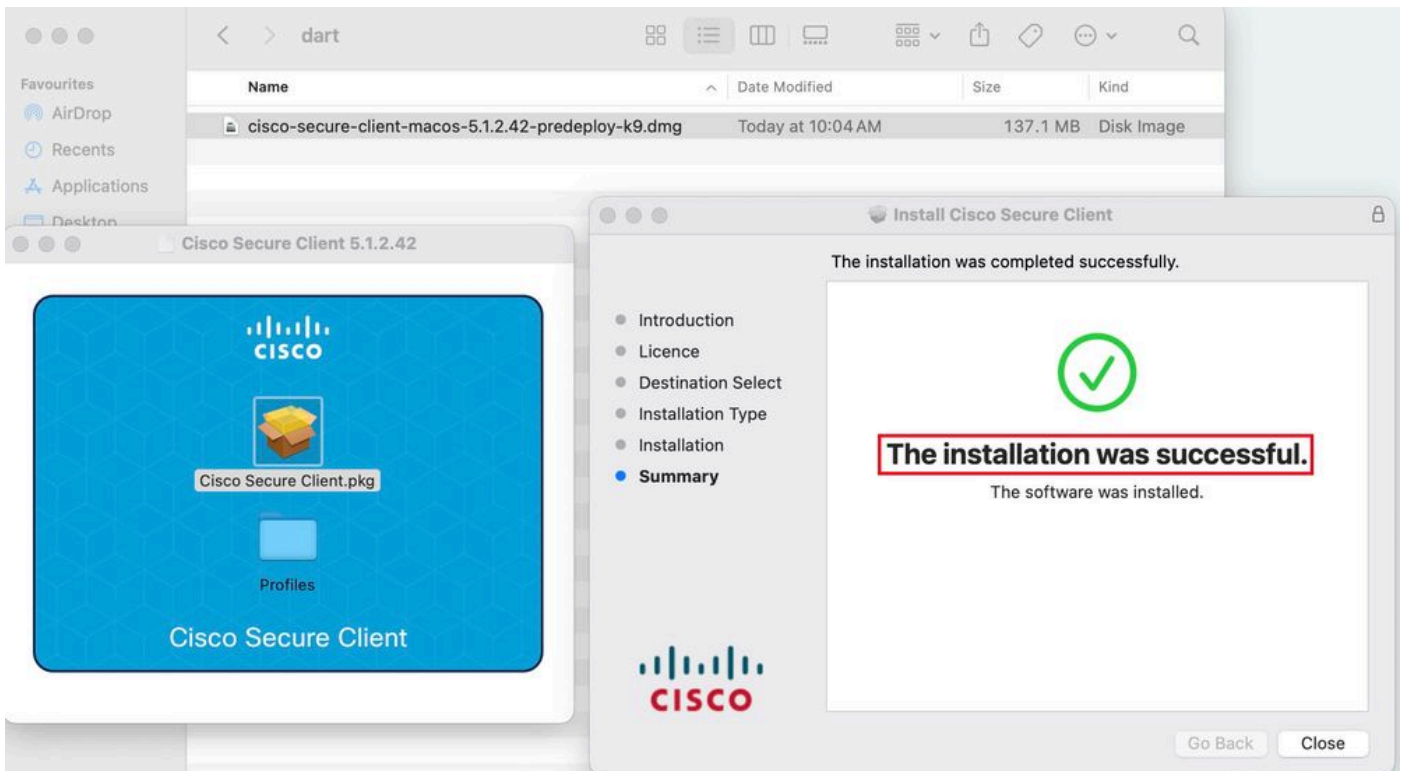
ة عبات مل ا ل ع ق ف او مل ا

3. Continue قوف ر ق ن او Diagnostic and Reporting Tool ر م ا ل ا نم ق ق ح ت .



تثبيت DART

4. DART تثبيتة شاشة الة رةظت الة تاملي علة الة مازت الة.



تثبيت الة لمكنا

Linux: لي غش الة ماظنل DART

1. رمال ما دخت ساب Linux لي غش الة ماظنل ق بس مال رشن الة مزح دي دحت اعلا اب مق

tar xvzf cisco-secure-client-linux64-5.1.2.42-predeploy-k9.tar.gz

```
[root@localhost dart]# ls
cisco-secure-client-linux64-5.1.2.42-predeploy-k9.tar.gz
[root@localhost dart]#
[root@localhost dart]# tar xvzf cisco-secure-client-linux64-5.1.2.42-predeploy-k9.tar.gz
cisco-secure-client-linux64-5.1.2.42/
cisco-secure-client-linux64-5.1.2.42/vpn/
cisco-secure-client-linux64-5.1.2.42/vpn/vpn_install.sh
cisco-secure-client-linux64-5.1.2.42/vpn/vpnagentd
cisco-secure-client-linux64-5.1.2.42/vpn/vpnagentd.service
cisco-secure-client-linux64-5.1.2.42/vpn/load_tun.sh
cisco-secure-client-linux64-5.1.2.42/vpn/vpn_uninstall.sh
cisco-secure-client-linux64-5.1.2.42/vpn/cisco_secure_client_uninstall.sh
cisco-secure-client-linux64-5.1.2.42/vpn/libacciscossl.so
cisco-secure-client-linux64-5.1.2.42/vpn/libacciscocrypto.so
cisco-secure-client-linux64-5.1.2.42/vpn/cfom.so
cisco-secure-client-linux64-5.1.2.42/vpn/libaccurl.so.4.8.0
cisco-secure-client-linux64-5.1.2.42/vpn/vpnui
cisco-secure-client-linux64-5.1.2.42/vpn/acwebhelper
cisco-secure-client-linux64-5.1.2.42/vpn/acextwebhelper
cisco-secure-client-linux64-5.1.2.42/vpn/com.cisco.secureclient.gui.desktop
cisco-secure-client-linux64-5.1.2.42/vpn/cisco-secure-client.menu
cisco-secure-client-linux64-5.1.2.42/vpn/cisco-secure-client.directory
cisco-secure-client-linux64-5.1.2.42/vpn/libvpnagentutilities.so
cisco-secure-client-linux64-5.1.2.42/vpn/libvpnccommon.so
cisco-secure-client-linux64-5.1.2.42/vpn/libvpnccommoncrypt.so
cisco-secure-client-linux64-5.1.2.42/vpn/libvpnapl.so
```

يجب سكين لرات وأ

2. dart_install.sh ذيفنتل او /cisco-secure-client-linux64-5.x/dart ل لقتنا .

```
[root@localhost dart]# ls
cisco-secure-client-linux64-5.1.2.42 cisco-secure-client-linux64-5.1.2.42-predeploy-k9.tar.gz
[root@localhost dart]#
[root@localhost dart]# cd cisco-secure-client-linux64-5.1.2.42/
[root@localhost cisco-secure-client-linux64-5.1.2.42]#
[root@localhost cisco-secure-client-linux64-5.1.2.42]#
[root@localhost cisco-secure-client-linux64-5.1.2.42]# ls
dart iseposture nvm posture vpn
[root@localhost cisco-secure-client-linux64-5.1.2.42]# cd dart/
[root@localhost dart]# ls
ACManifestDART.xml com.cisco.secureclient.dart.policy license.txt
AMPEnabler.xml ConfigXMLSchema.xsd manifesttool_dart
AnyConnectConfig.xml dartcli NetworkVisibility.xml
BaseConfig.xml darthelper Posture.xml
cisco-secure-client-dart.directory dart_install.sh RequestXMLSchema.xsd
cisco-secure-client-dart.menu dartui resources
com.cisco.secureclient.dart.conf dart_uninstall.sh SecureClientConfig.xml
com.cisco.secureclient.dart.desktop DART.xml SecureClientUIConfig.xml
com.cisco.secureclient.dart.helper.service ISEPosture.xml Umbrella.xml
[root@localhost dart]#
[root@localhost dart]# ./dart_install.sh
Installing Cisco Secure Client - Diagnostics and Reporting Tool...
```

تثبيت DART

3. DART تثبيت صيخرتال ايقافتا في ادرالوا طورشال لوبق .


```
Installing Cisco Secure Client - Diagnostics and Reporting Tool...
Supplemental End User License Agreement

IMPORTANT: READ CAREFULLY

By clicking accept or using the Cisco Technology, you agree that such use is governed by the Cisco End User License Agreement
and the applicable Product Specific Terms (collectively, the "EULA"). You also acknowledge and agree that you have read the "C
isco Privacy Statement".

If you do not have authority to bind your company and its affiliates, or if you do not agree with the terms of the EULA, do no
t click 'accept' and do not use the Cisco Technology. If you are a Cisco channel partner accepting on behalf of an end custom
er ("customer"), you must inform the customer that the EULA applies to customer's use of the Cisco Technology and provide the
customer with access to all relevant terms.

The latest version of documents can be found at the following locations.
- Cisco End User License Agreement: https://www.cisco.com/c/en/us/about/legal/cloud-and-software/end_user_license_agreement.ht
ml
- Applicable Product Specific Terms: https://www.cisco.com/c/en/us/about/legal/cloud-and-software/software-terms.html
- Cisco Privacy Statement: https://www.cisco.com/c/en/us/about/legal/privacy-full.html
Do you accept the terms in the license agreement? [y/n] y
You have accepted the license agreement.
Please wait while Cisco Secure Client - Diagnostics and Reporting Tool is being installed...
Installing Cisco Secure Client - Diagnostics and Reporting Tool...
Done!
[root@localhost dart]#
```

ةيقافتالال لوبق

4. نم تثبيت ال دعب، تي بصولا نكمي، دعب ن Secure Client و DART الى لوصولا نكمي، تي بصولا دعب:

Application > Internet > Cisco Secure Client **Application** > **Internet** > **Cisco Secure Client - DART**

نم رشنال ASA/FTD

و vpngina و dart لثم ةي طم نال AnyConnect تادحو فلتخم رشنل فئاظو و FTD و ASA لثم ثبلاو لابق تسالال ذفانم رفوت دعب نع لوصول VPN ةكبش ب مدختس مل لصتي ام دنع ةياهن ال ةطقن يلعل كلذ الى ام و ampenabler.

ماظن Firepower Threat Defense (FTD)

FTD الى يرخال ةي طم نال تادحو و لال DART رشنل [لي لبل](#) اذه ةلاحي يجر ي، فDM و FMC نم ام | FTD ةرادب موقت تنك اذا ةومحملال جهن مادختساب.

ASA

فدهال ةومحملال جهن ب صخال ال webVPN مسق ي ف dart value anyconnect modules ني وكتال.

```
group-policy NAME_OF_GROUP_POLICY internal group-policy NAME_OF_GROUP_POLICY attributes dns-server value
```

ب حجان لاصتا عاشناب مق ASA/FTD.

اهل يزنن مت ي تال ةي طم نال تادحو لال ي صافات Settings > VPN > Message History ةدهاشم لقتنا.

Cisco Secure Client

Secure Client

Virtual Private Network (VPN) Diagnostics

Preferences Statistics Route Details Firewall **Message History**

22-04-2024

- 15:42:24 Ready to connect.
- 15:42:39 Contacting x.x.x.x
- 15:42:44 User credentials entered.
- 15:42:44 Establishing VPN session...
- 15:42:45 The Cisco Secure Client - Downloader is performing update checks...
- 15:42:45 Checking for profile updates...
- 15:42:45 Checking for product updates...
- 15:42:53 Downloading Cisco Secure Client - DART 5.1.2.42 - 100%**
- 15:42:53 Checking for customization updates...
- 15:42:53 Performing any required updates...
- 15:42:58 The Cisco Secure Client - Downloader update checks have been completed.
- 15:43:03 Establishing VPN - Initiating connection...
- 15:43:03 Establishing VPN session...
- 15:43:03 Establishing VPN - Examining system...
- 15:43:03 Establishing VPN - Activating VPN adapter...
- 15:43:04 Establishing VPN - Configuring system...
- 15:43:04 Establishing VPN...
- 15:43:04 Connected to x.x.x.x

Clear

ةيطم نللا ةدحوللا ليزنت

ةمزح ةمزع مجت DART

Windows

Cisco Secure Client. وأ "أدب" ةمئاقلا نم DART لئغش بت م ق. 1. ةوطخللا

Search bar: dart

Navigation: All, Work, Apps, Documents, Web, Settings, People, Folders, D, ...

Best match

- Cisco Secure Client Diagnostics and Reporting Tool App

Search work and web

- Dart - Programming language >
- dartpad >
- darty >

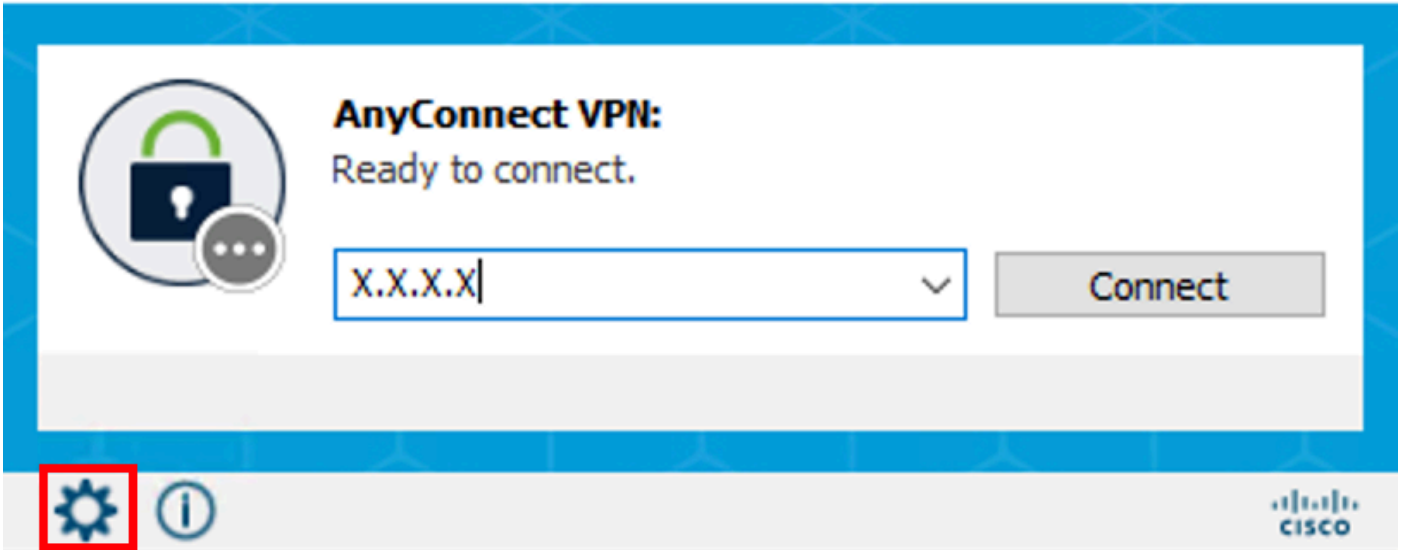
20231106-000952083_AnyConnect >
DART - Update >

Cisco Secure Client Diagnostics and Reporting Tool
App

- Open
- Run as administrator
- Open file location
- Pin to Start
- Pin to taskbar
- Uninstall

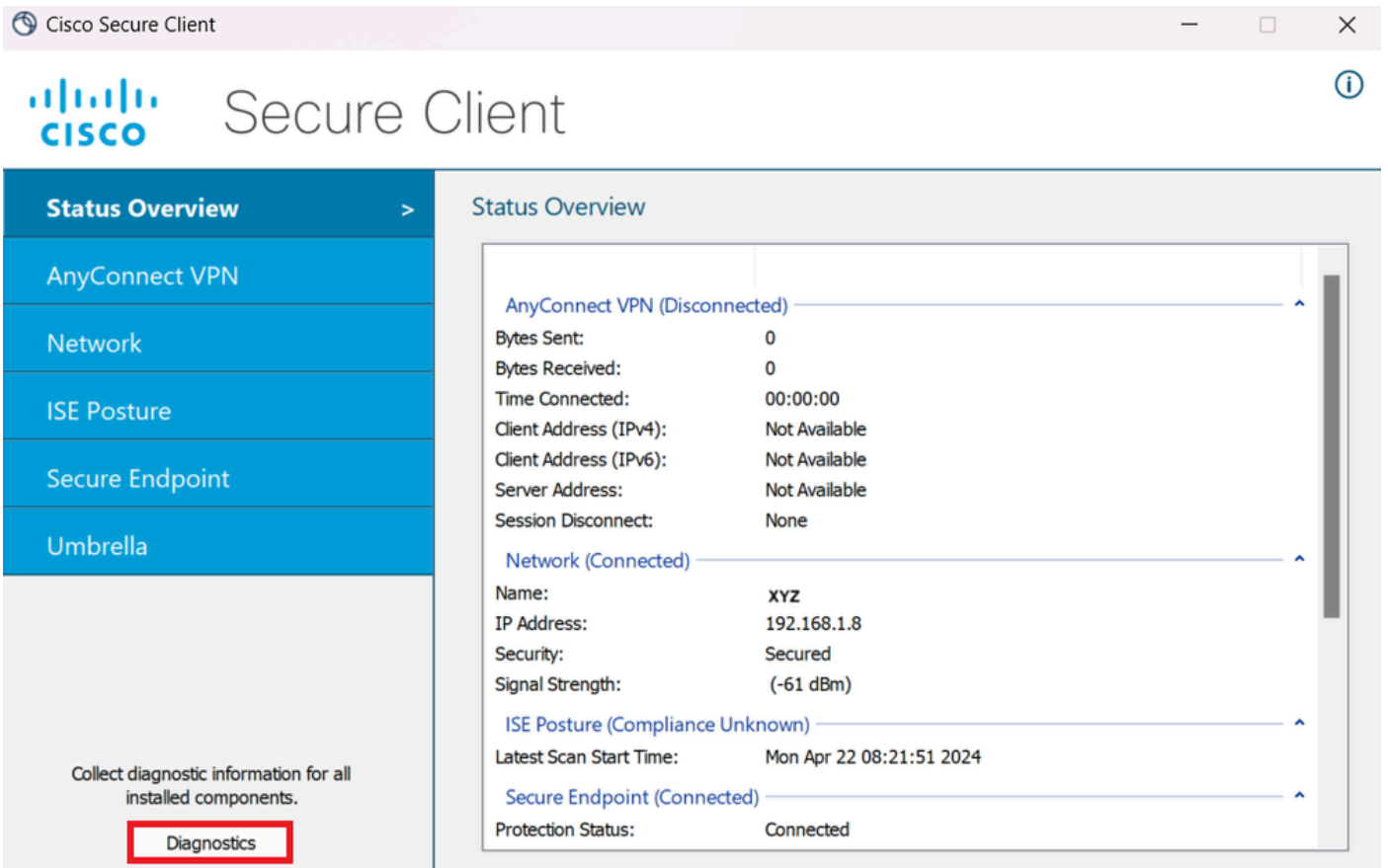
أدبا عمئاق

وأ



Cisco Secure Client

DART تالچس عي مجتل "صيخششال" قوف رقن 2. ةوطخلال



تاصيخششال لايغشت

DART ةمزع مجل ةشاشال يلع ةدراوال تاميلعلتلاب مازتلال 3. ةوطخلال

Diagnostic and Reporting Tool (DART)



DART is a tool that helps to bundle the appropriate log files and diagnostic information that can be used for analyzing and debugging the Cisco Secure Client.

This wizard will guide you through the steps required to create the diagnostic bundle. To continue, click Next.

Next

Cancel

يالتات - DART

Next . رقن او بتكم الما حطس ىلع DART ةمزح ظفحل يضا رتفال را يخل الدح . 4 ةوطخل

Bundle Creation Option



Select "Default" to include the typical log files and diagnostic information in the bundle. Select "Custom" to choose the list of log files and diagnostic information to be included in the bundle.

Default - Bundle will be saved to Desktop

Custom

 DART requires administrative privileges to clear Cisco Secure Client logs.

Clear All Logs

Back

Next

Cancel

ةمزلنا ءاشنا تاراخ

اهعمحتو تالجالس الة لاعم يف Windows أدبى 5. ةوطخال

Bundle Creation Progress



Processing Application logs...

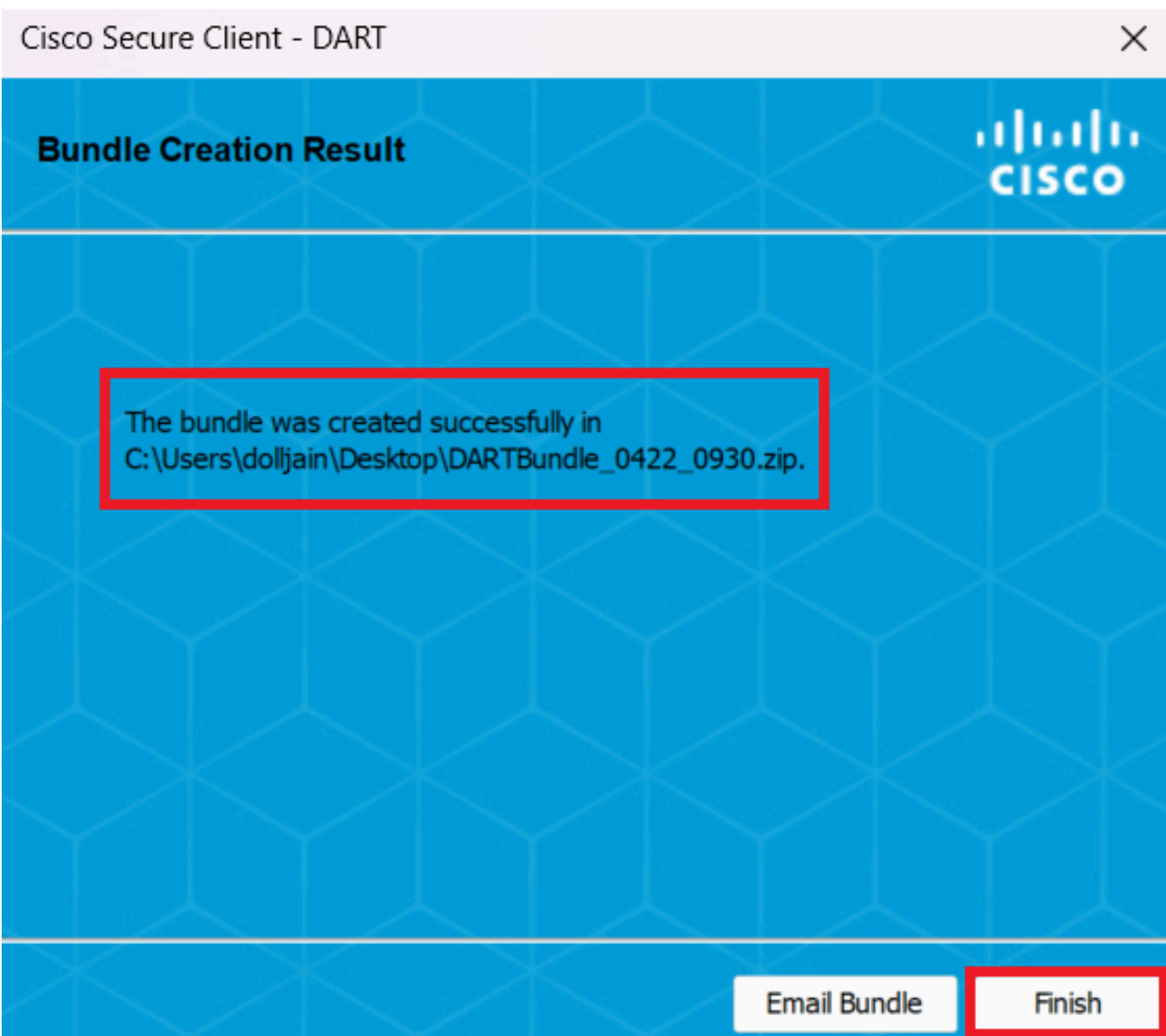


Finish

Cancel

تالجالس لال ةجالام


ي.ضارتفا لكشب بتكم لال حطاس لىل ة DART ةمزح طافح م تي ،ةجالام لال دعب 6. ةوطخال



dart ءاشن | مت

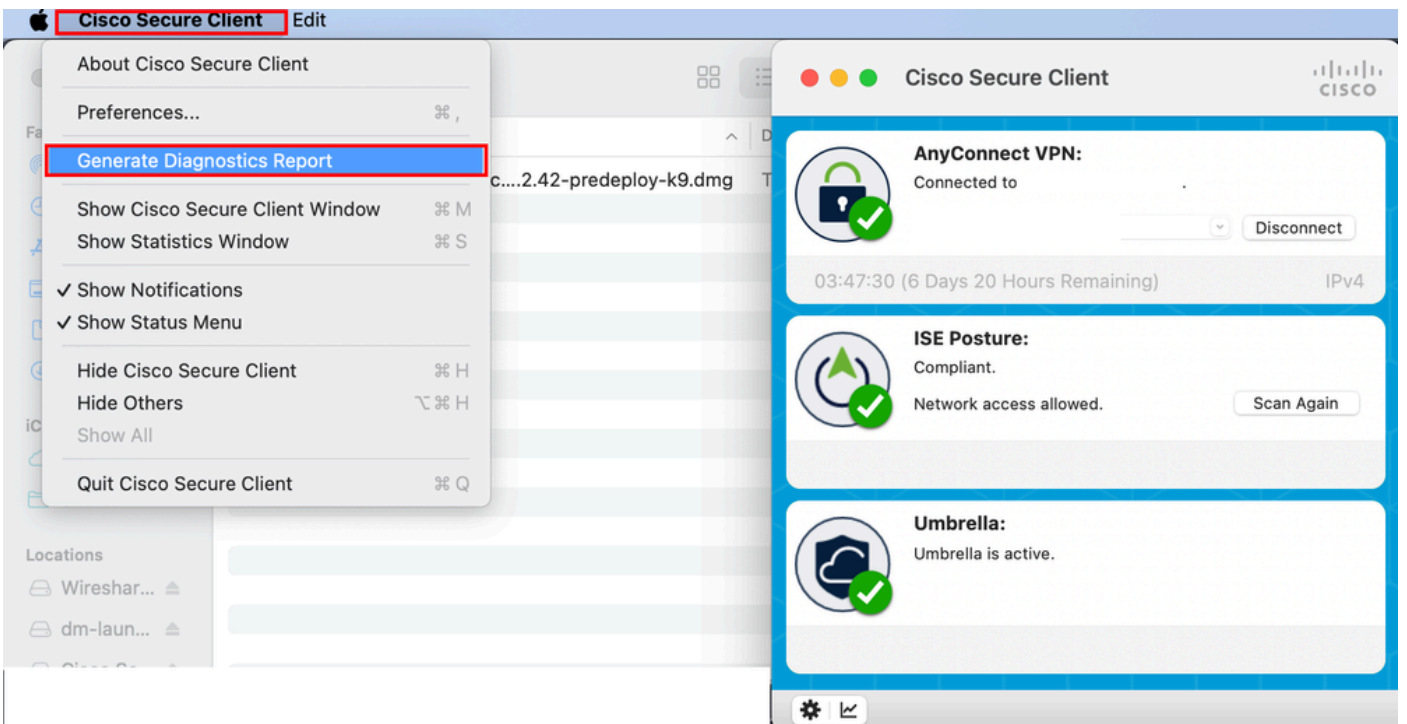
س | وأ كام

Generating Diagnostics Report . قوف رقن لابل Cisco Secure Client وأ Mac لىغشت ةحول نم DART لىغشت ب مق . 1 ةوطخ لا



Mac لىغشت ةحول

وأ



Cisco Secure Client

Run . قوف رقناو تابلطتمال بسح ماظنلن تالجسو ةمىدقلا تالجسلا نىمضتل يفاضالا لجسلا تاراىخ دح . 2 ةوطخلا

Cisco Secure Client - DART

Welcome to the Diagnostic and Reporting Tool (DART).

DART is a tool that helps to bundle the appropriate log files and diagnostic information that can be used for analyzing and debugging the Cisco Secure Client.



Bundle Options:

- Enable Bundle Encryption Mask Password

Encryption Password

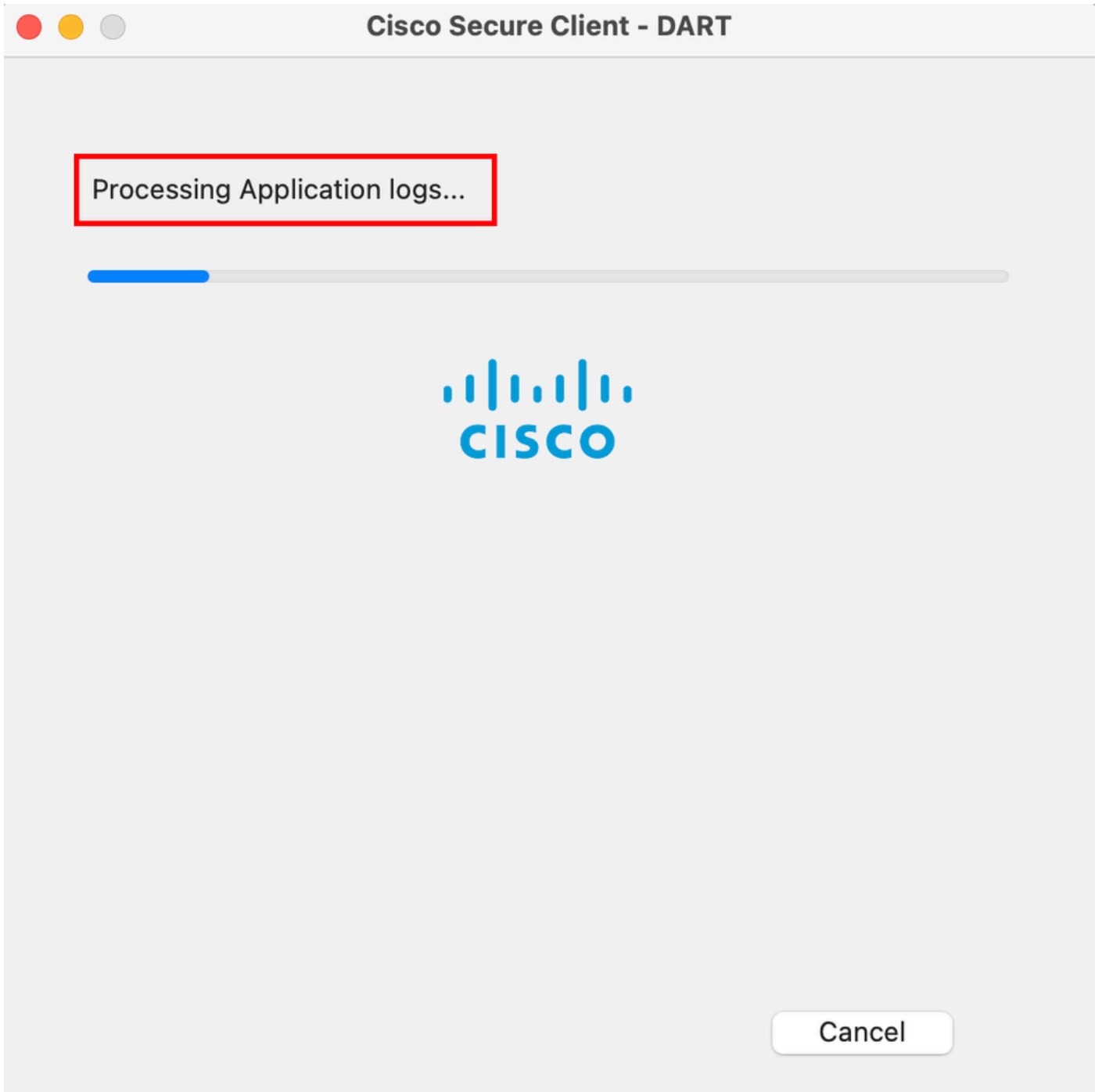
Additional Log Options:

- Include Legacy - Cisco AnyConnect Secure Mobility Client Logs
 Include System Logs

Run

ةففاضإلا لآسلا تاراآآ

اهعآمآتو تالآسلا ةآلاعم ءءبب MacOS موقآ 3 ةوطآلا



قجالاعم

يضاارتفا لكشرب بتكمالاحطاس ىلع DART عمزح ظفح متي ،قجالاعملا دعب .تالاحسلا نم 4 ةوطخلا

The bundle was created successfully on your Desktop.



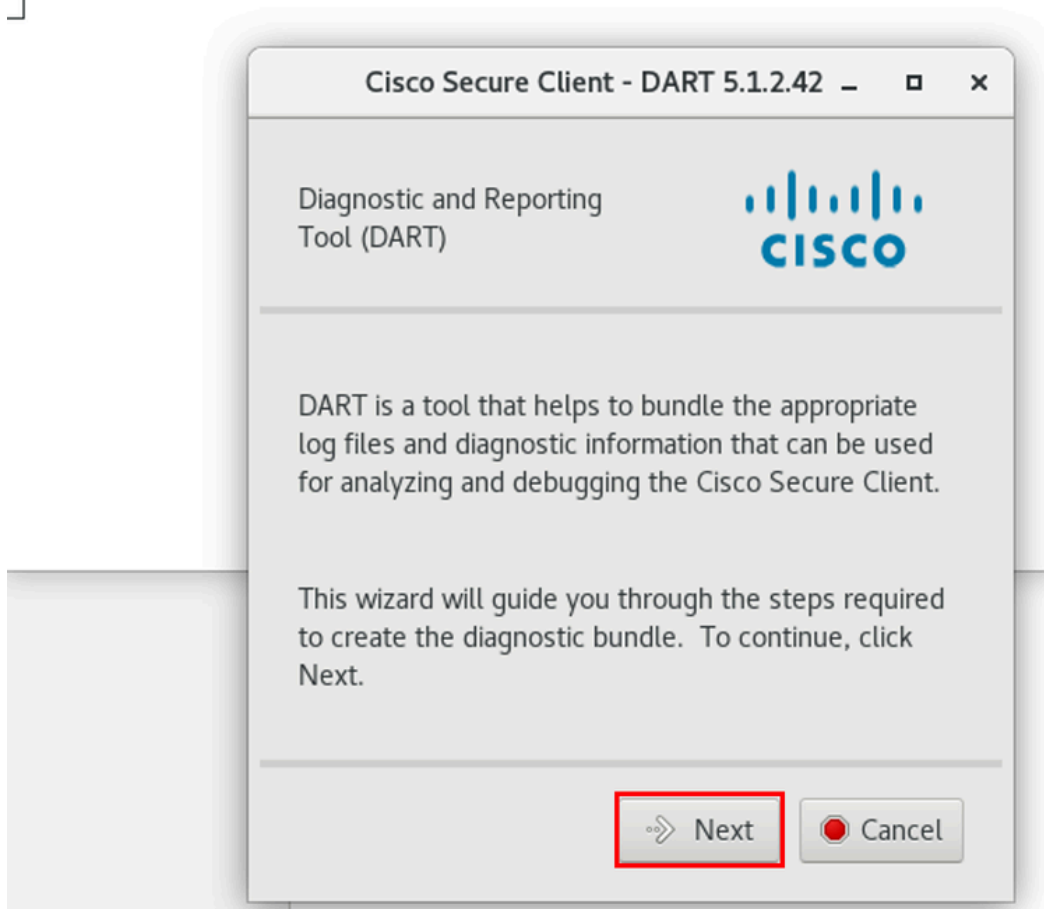
Finish

DART ةمزح ءاشن | مت

سكنيل

رقن او ءشاشل ال عحتفت *DART* ل ءيموسرل. *dartui* مءختسم ل ءه او ءيفنت و */opt/cisco/secureclient/dart/* ال لقتنا 1. ءوطءال
Next .

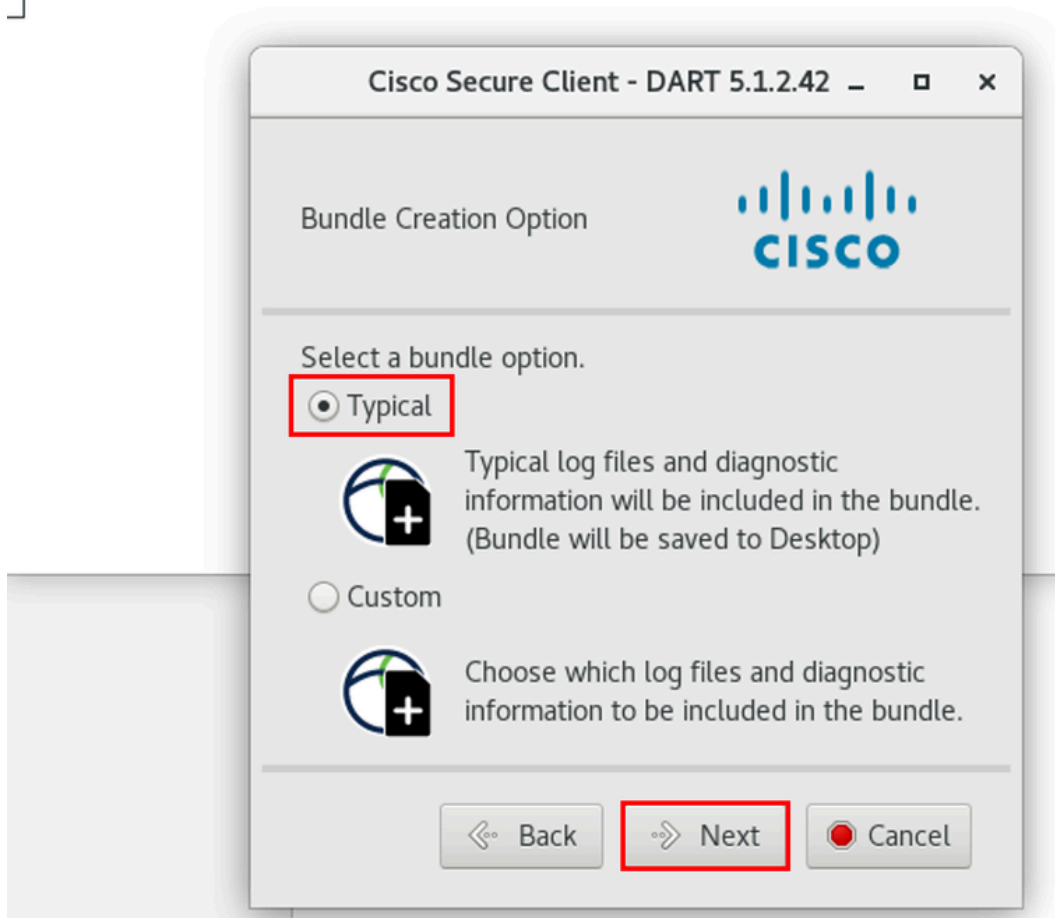
```
[root@localhost dart]#  
[root@localhost dart]#  
[root@localhost dart]# ./dartui
```



قالط | *DART*

ةروصلال ي ف حضوم وه امك Next رقناو صيخششال تامولوعم و تالجسلا عمجل ةمزال رايج Typical ددح 2. ةوطخال

```
[root@localhost dart]#  
[root@localhost dart]# ./dartui  
]
```



رايخ ةم زح

ةروصلال ي ف ح ضوم وه امك يضارت فا لك ش ب بتكم الما ح طس ى لع DART ةم زح ظ ف ح م تي و Finish قوف ر قنا 3. ةوط خ لال

Bundle Creation Result



The bundle was created successfully in /home/calor/Desktop/DARTBundle_0421_0125.zip.

Back

Finish

Cancel

DART ةمزح ءاشنإ مت

اهحالصإو ءاطخألا فاشكتسا

اهحالصإو نيوكتلا ءاطخأ فاشكتسالا اهمادختسا كنكمي تامولعم مسقلا اذه رفوي

نمآلا لي معلاب ةقلعتملا تالكشملا لحل لاعف لكشب اهديحتو DART نم تالجسلا طبرل [ليدللا](#) اذه عجار

ةمچرتل هذه لوح

ةللأل تاينقتل نم ةومچم مادختساب دن تسمل اذہ Cisco تمچرت
ملاعلاء انءمچي فني مدختسمل معدى وتحم مي دقتل ةيرشبل او
امك ةقيقد نوك تنل ةللأل ةمچرت لصف أن ةظحال مچري. ةصاخل متهتبل ب
Cisco يلخت. فرتم مچرت مامدقي يتل ةيفارتهال ةمچرتل عم لاعل او
ىل إامءاد ةوچرلاب يصوت وتامچرتل هذه ةقدنع اهتيلوئسم Cisco
Systems (رفوتم طبارل) يصلأل يزيلچنل دن تسمل