

AMP Private Cloud PC3000 نيوكت ةداعإ يطايتحال اءسنل ةداعتساو

تايوتحمل

[ءمدقمل](#)

[ءيساسأل تابلطتمل](#)

[تابلطتمل](#)

[ءمدختسمل تانوكمل](#)

[نيوكتل](#)

[ءحصل نم ققحتل](#)

[اهال صاواءاطأل افاشكسا](#)

ءمدقمل

(AMP) ةراضل اءماربل نم ءمدقتمل ةءامحل زااء نيوكت ةداعإ ةففك دننتمل اءه ءضوي ةلءل ءل زااءل ءااءرا طقف ءيرت تنك اءل. ةءطايتحال ءءسنل ةداعتسا مء ءنصمل ةلءل ءل ءداعل تءبءتل ءبءا و 8 ءوطأل ءطءب مقف، ءنصمل

ءيساسأل تابلطتمل

تابلطتمل

ءلءل ءضواوملاب ءفرءم ءءءل نوكت نأب Cisco ءصوت:

- Cisco 3000 نم ءراضل اءماربل نم ءمدقتمل ةءامحل صاأل ءءاحسل رءوئبمك
- ءراءل مكءلل ءءو لءل نم Kernel ءل دننتمل (KVM) ءرهاظل زااءل ءل لوصول
- Cisco نم (CIMC) ءلمءتمل

ءمدختسمل تانوكمل

ءلءل ءءءءل تانوكمل وءماربل تاراءصل ءل دننتمل اءه ءف ءءراول تامولءمل دننست:

- Cisco AMP Private Cloud PC3000 3.1.1
- KVM مكءل ءءو ءل لوصول ءفصتم

ءصا ءءلمءم ءئب ءف ءءوومل ءزهأل نم دننتمل اءه ءف ءءراول تامولءمل ءاشنءم تئناك اءل. (ءضارءف) ءوسمم نيوكتب دننتمل اءه ءف ءمدختسمل ءزهأل ءءمء ءءب رما ءل لمءءمل رءءءلل كمءف نم ءءءف، لءءءءل ءءق ءءءبش

نيوكتل

سوامل وءءءل ءءءءل ءءوومل ءءوومل ءءوومل CIMC ءل لءءل لءس 1. ءوطأل

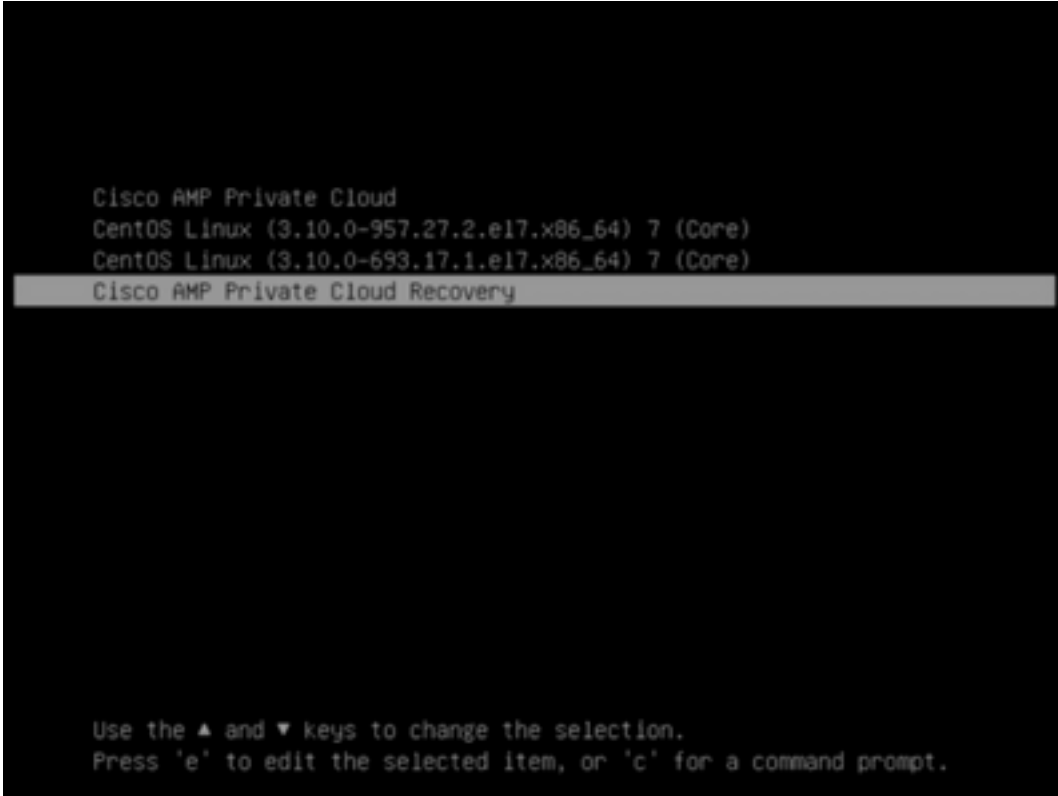
ضءءتمل ءف ءءفصل ءلءل ءءءبءم تاراءل نءمءم ءءءم ءءءم

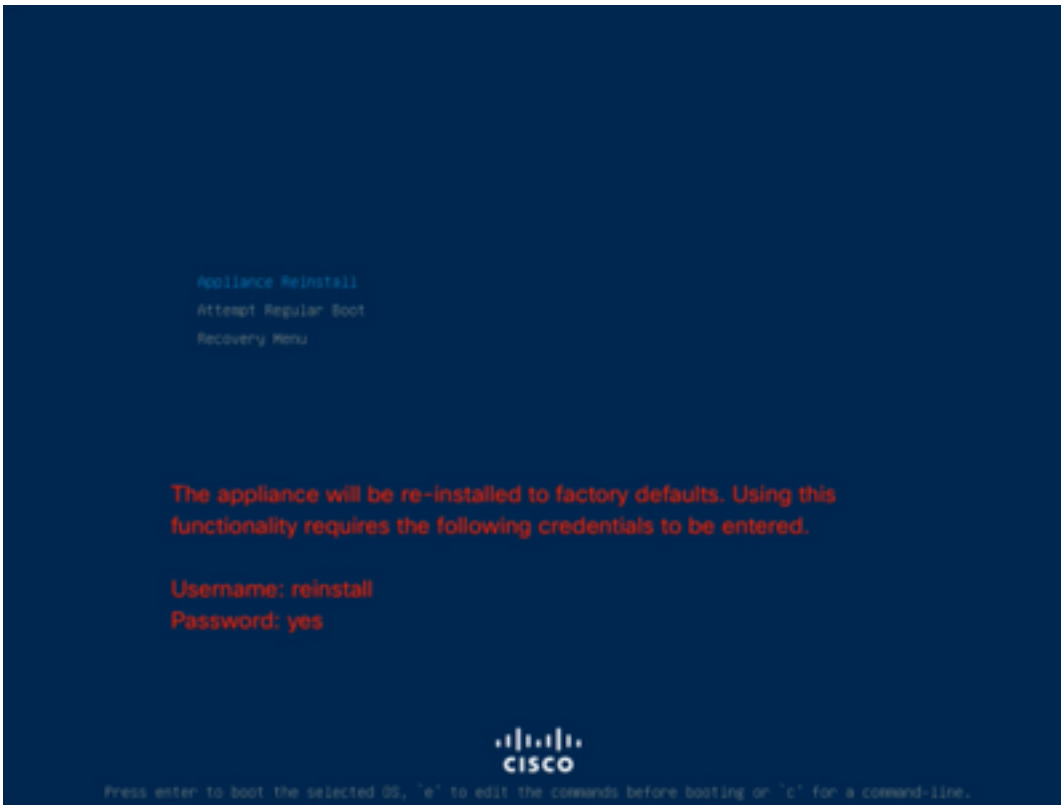
زاهجلا لي محت دعأ 2. ةوطخل

CIMC KVM و Secure Shell (SSH) و ةرادإلا ةبواب ربع ام زاهجلا لي غشت ةداعإ كنكمي

جارخالا و لاخ دإلا ماطنل (POST) ةقاطلا لي غشتل ي تاذلا رابتخالا ءاهتنا دعب 3. ةوطخل (GRUB) دحوملا ديهمتلا لي محت زاهج و GNU GRs ةمئاق رهظت، (BIOS) يساسالا

> زاهجلا تي بثت ةداعإ تاراخي > (زاهجلا ةباحس دادرست) Cisco AMP Private Cloud Recovery ددح
زاهجلا تي بثت ةداعإ






رورم الة مملك و مدخت سمل مسال لخدأ 4. ة وطلخال

ت بثل الة داع | مدخت سمل مسال

معن : رسال الة مملك

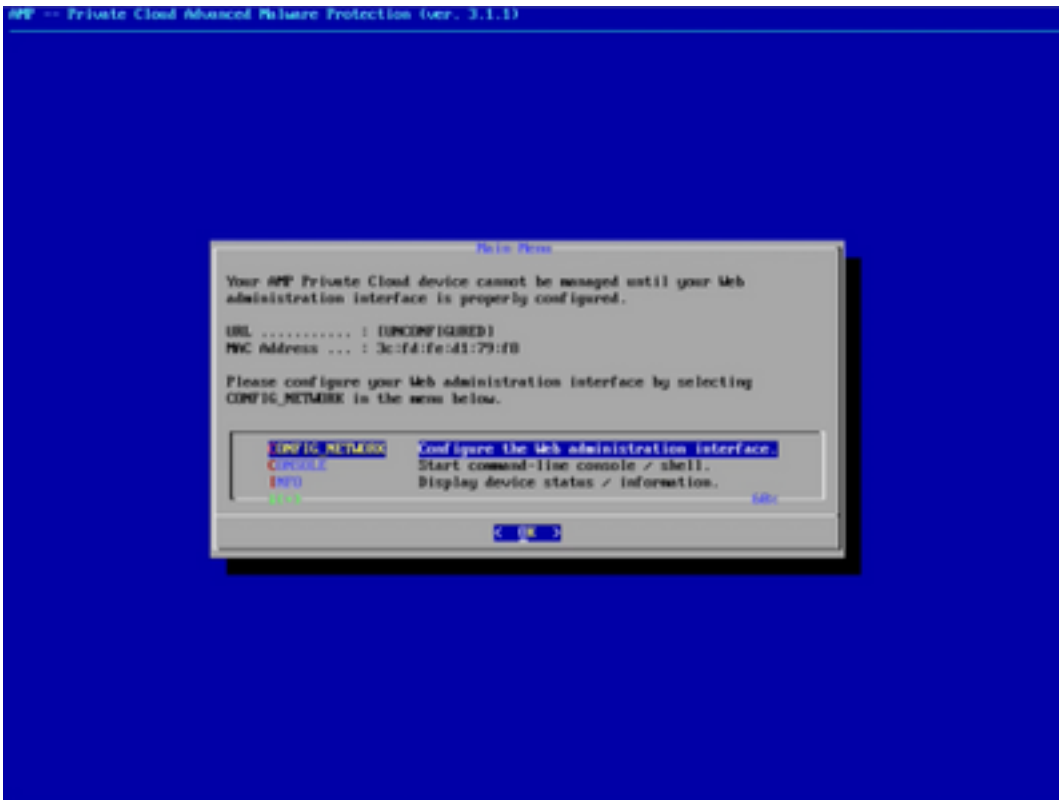


ة لوال الة مئال عم ضرعت تنأ ليمحت داع | دعبو ليكشت داع | أدبي 5. ة وطلخال

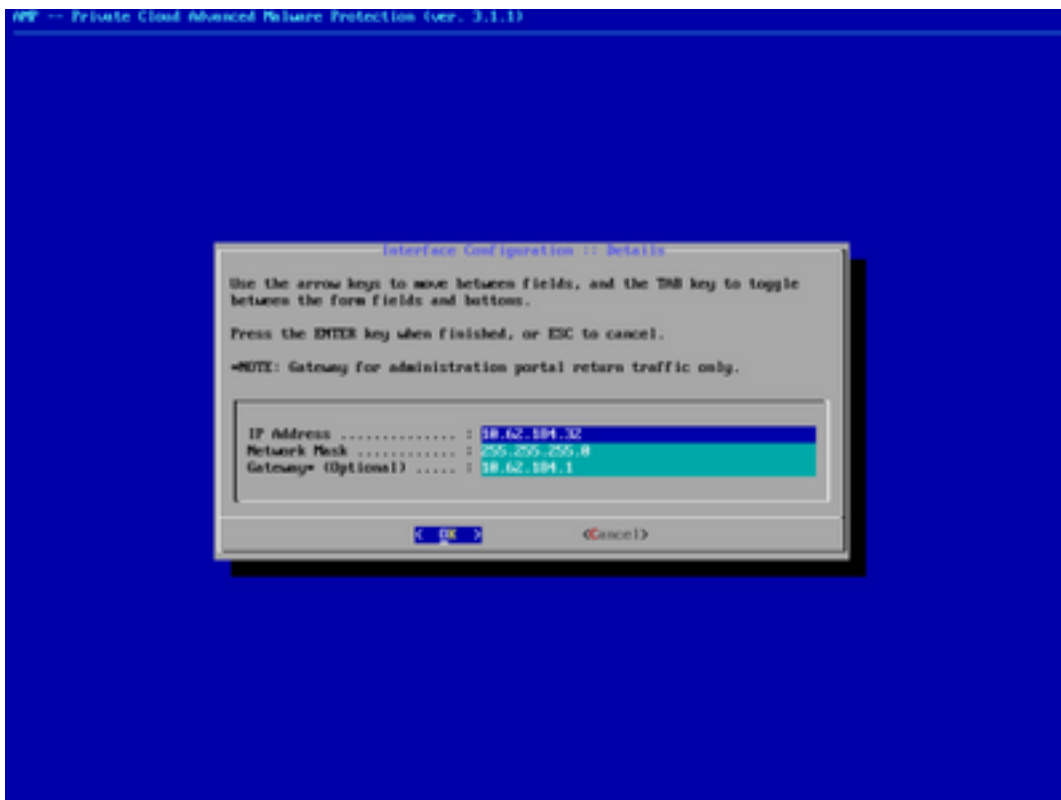
```

E 11.7176383 sdhci: registered new interface driver sdhci-pltfm-generic
E 11.7448181 sdhci-pltfm: USB Serial support registered for generic
E 11.7538991 HBA2: HBA: No PS/2 controller found. Probing ports directly.
E 11.7932271 usb 1-6: new high-speed USB device number 2 using xhci_hcd
E 12.1082941 usb 1-6: New USB device found, idVendor=0a1b, idProduct=9400
E 12.1231831 usb 1-6: New USB device strings: Mfr=1, Product=2, SerialNumber=3
E 12.1305380 usb 1-6: Product: Emulex F10i4 HighSpeed HBA
E 12.1365131 usb 1-6: Manufacturer: Emulex Communications
E 12.1409121 usb 1-6: SerialNumber: 0x00000000
E 12.1461331 hub 1-6:1.0: USB hub found
E 12.1506580 hub 1-6:1.0: 7 ports detected
E 12.2675321 usb 1-7: new high-speed USB device number 3 using xhci_hcd
E 12.2775351 HBA2: Can't read CR while initializing 0042
E 12.3656221 HBA2: probe of 0042 failed with error -5
E 12.3969051 watchdog: PS/2 mouse device comes for all mice
E 12.3910640 rtc_cmos 00:00: RTC can wake from S4
E 12.3964271 rtc_cmos 00:00: rtc core: registered rtc_cmos as rtc0
E 12.3980180 rtc_cmos 00:00: alarms up to one month, y1k, 114 bytes wrmsr, 16pt irq
E 12.3254351 intel_pstate: Intel P-state driver initializing
E 12.3322251 intel_pstate: HWP enabled
E 12.3792880 cpuidle: using governor menu
E 12.3948271 EFI Variables Facility v0.01 2004-Aug-17
E 12.3982851 iuc: Re-fined TIC clocksource calibration: 2593.766 MHz
E 12.3991320 switched to clocksource iuc
E 12.4017920 hidraw: raw HID events driver (C) Jiri Kosina...
E 12.4046241 usbhid: USB HID core driver
E 12.4119481 usb 1-7: New USB device found, idVendor=0914, idProduct=6528
E 12.4119521 usb 1-7: New USB device strings: Mfr=0, Product=1, SerialNumber=0
E 12.4119551 usb 1-7: Product: USB2.0 Hub
E 12.4132941 hub 1-7:1.0: USB hub found
E 12.4132942 hub 1-7:1.0: 4 ports detected
E 12.4452241 Detected 1 PCI Subspaces
E 12.4454231 Registering PCI driver as Mellanox controller
E 12.4519080 drop_monitor: Initializing network drop monitor service
E 12.4562761 TUN: tunix registered
E 12.4620581 Initializing RDM netlink socket
E 12.4666521 NET: Registered protocol family 18
E 12.4726251 NET: Registered protocol family 17
E 12.4726481 usb 1-6:1: new high-speed USB device number 4 using xhci_hcd
E 12.4818881 nglx_gsc: NGLS GSC support
E 12.4937951 intel_sst: Intel SST HS allocation detected
E 12.5056261 microcode: sig=0x00054, pf=0x00, revision=0x200004d
E 12.5134881 microcode: Microcode Update Binary: 02_01_01/microcode.bin (cc-0). Peter Grebe

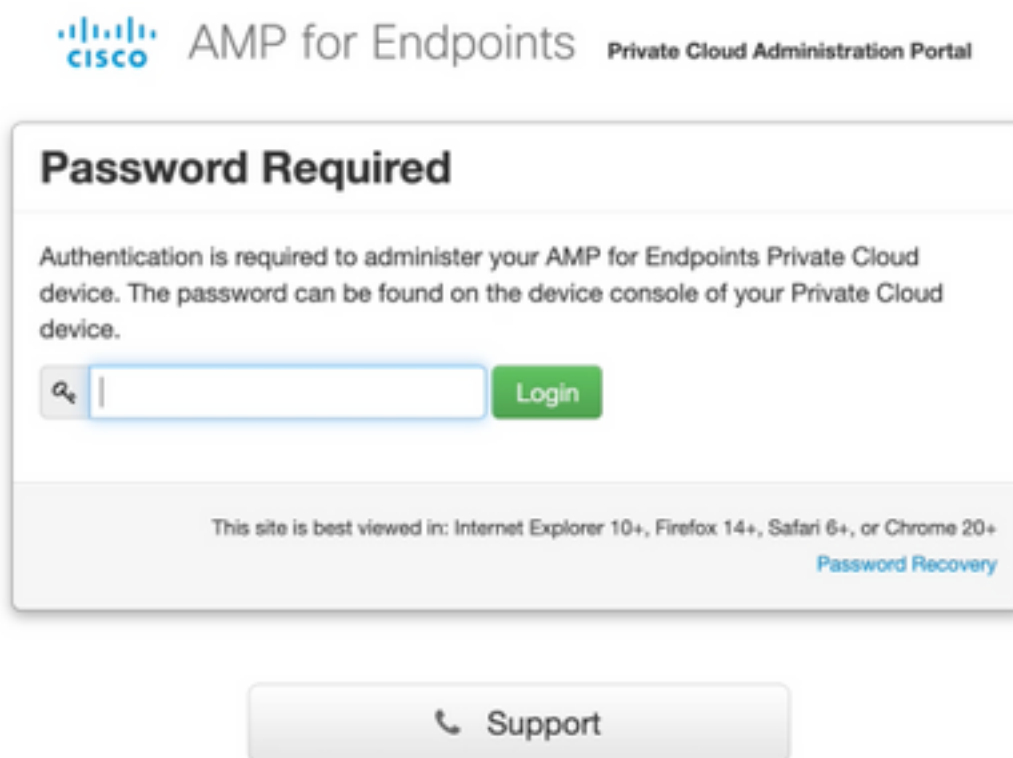
```



6. ووطخل config_network ةيعرفال ةمئاقلال يف ةكبشلال نيوكتب مق .



5. ةوطخلال نم رورملا ةم لك مادختساب AMP OPadmin ةبواب ىلإ لوخدلا ليجستب مق 7. ةوطخلال



8. ةوطخلال /data/ ىلإ ديعبلل مداخلال نم يطايتحالال خسنلا ليزننل SCP وأ SFTP مدختسأ.

- Installation Options
 - Only the License section can be altered after installation.
 - Install or Restore ✓
 - License ✓
 - Welcome ✓
 - Deployment Mode ✓
 - Standalone Operation ✓
 - AMP for Endpoints Console ✓
 - Account ✓
 - Hardware Configuration ✓
 - Configuration
 - Network ✓
 - Date and Time ✓
 - Certificate Authorities ✓
 - Upstream Proxy Server ✓
 - Email ✓
 - Notifications ✓
 - Backup ✓
 - SSH ✓
 - Sylog ✓
 - Updates ✓
 - Services
 - Authentication ✓
 - AMP for Endpoints Console ✓
 - Disposition Server ✓
 - Disposition Server ✓
 - Extended Protocol ✓
 - Disposition Update ✓
 - Service ✓
 - Firepower Management Center ✓
 - Other
 - Review and Install
- Start Installation

Install or Restore

Either perform a clean installation or select a location to restore your device from. When restoring you will have the option to edit your configuration before restore proceeds.

Preparing Restore

Your restore file is being processed, please wait.

- + Adding mongo_event_consumer account.
 - + Running startup script to generate new password. Generating a random password for mongo_event_consumer
 - + Removing the .rpmnew file
 - + Removing event_mongo_store service
 - + Adding firehose_cassandra account.
 - + Running startup script to generate new password. Generating a random password for firehose_cassandra
- Checking for bios and lmc updates. This may take some time. If an update is available and the update is successful, you will be asked to reboot the box.

Clean Installation

Start >

Restore

Local Remote Upload

Restore a recovery file using your browser. Note that this method is only recommended for small recovery files (less than 20MB).

Choose Restore File

/data

Start >

Restore

Local Remote Upload

Restore from a backup file present on the device. Files will be extracted to the directory your backup is located in during the restore process; for this reason, it is recommended that the file be located in the /data directory.

/data/amp.bak

تېبثتال ادب > يلاتال لىل ع رقنا، ءزهجال نيوكت نم دكأت. 9 ءوطلال



Installation Options

Only the License section can be altered after installation.

- > Install or Restore ✓
- > License ✓
- > Welcome ✓
- > Deployment Mode ✓
- > Standalone Operation ✓
- > AMP for Endpoints Console ✓
- > Account ✓
- > Hardware Configuration

Configuration

- > Network ✓
- > Date and Time ✓
- > Certificate Authorities ✓
- > Upstream Proxy Server ✓
- > Email ✓
- > Notifications ✓
- > Backup ✓
- > SSH ✓
- > Syslog ✓
- > Updates ✓

Services

- > Authentication ✓
- > AMP for Endpoints Console ✓
- > Disposition Server ✓
- > Disposition Server Extended Protocol ✓
- > Disposition Update ✓
- > Service ✓
- > Finpower Management Center ✓

Other

- > Review and Install

Start Installation

Hardware Configuration

	Installed	Minimum Required
CPU Cores	48	8
Memory	1510 GB	128 GB

Next >



Installation Options

Only the License section can be altered after installation.

- > Install or Restore ✓
- > License ✓
- > Welcome ✓
- > Deployment Mode ✓
- > Standalone Operation ✓
- > AMP for Endpoints Console Account ✓
- > Hardware Configuration ✓

Configuration

- > Network ✓
- > Date and Time ✓
- > Certificate Authorities ✓
- > Upstream Proxy Server ✓
- > Email ✓
- > Notifications ✓
- > Backup ✓
- > SSH ✓
- > Syslog ✓
- > Updates ✓

Services

- > Authentication ✓
- > AMP for Endpoints Console ✓
- > Disposition Server ✓
- > Disposition Server ✓
- > Extended Protocol ✓
- > Disposition Update ✓
- > Service ✓
- > Firewall Management Center ✓

Other

- > Review and Install

▶ Start Installation

Review and Install

Review the following information and, once you are satisfied with your configuration settings, begin the installation. Note that the configuration shown below cannot be altered after installation.

Restore Ready

Your configuration has been restored, and your data will be restored during installation. You may review and edit some parts of your configuration before proceeding with installation.

Installation Type

✎ Edit

Standalone Connected

- Requires an Internet Connection
- Communication with AMP for Endpoints Connectors managed by this device are needed.
- Disposition queries are handled by the Private Cloud device.
- Content updates contain TETRA definitions as well as file disposition information.
- Updates may be downloaded separately or automatically on this device.

AMP for Endpoints Console Account

✎ Edit

Name	Wojciech Cecot
Email Address	wcecot@cisco.com
Business Name	Cisco - wcecot

Recovery

When restoring from a backup, a recovery image is not required.

▶ Start Installation

The device is installing...

Please wait for this page to redirect you. Refreshing manually might cause problems. Installation time is typically under 20 minutes.

State	Started	Finished	Duration
▶ Pending	Tue May 12 2020 10:05:17 GMT+0200 (Central European Summer Time) 0 day, 0 hour, 0 minute, 46 seconds ago	⊙ Please wait...	⊙ Please wait...

Your device will need to be rebooted after this operation.

Reboot

Output

```

[2020-05-12T08:05:18+00:00] DEBUG: Loading plugin at /opt/chef/embedded/lib/ruby/gems/2.3.0/gems/shai-8.20.0/lib/shai/plugins/ruby.rb
[2020-05-12T08:05:18+00:00] DEBUG: Loading plugin at /opt/chef/embedded/lib/ruby/gems/2.3.0/gems/shai-8.20.0/lib/shai/plugins/network.rb
[2020-05-12T08:05:18+00:00] DEBUG: Loading plugin at /opt/chef/embedded/lib/ruby/gems/2.3.0/gems/shai-8.20.0/lib/shai/plugins/powershell.rb
[2020-05-12T08:05:18+00:00] DEBUG: Loading plugin at /opt/chef/embedded/lib/ruby/gems/2.3.0/gems/shai-8.20.0/lib/shai/plugins/os.rb
[2020-05-12T08:05:18+00:00] DEBUG: Plugin Kernel: ran 'uname -s' and returned 0
[2020-05-12T08:05:18+00:00] DEBUG: Plugin Kernel: ran 'uname -r' and returned 0
[2020-05-12T08:05:18+00:00] DEBUG: Plugin Kernel: ran 'uname -v' and returned 0
[2020-05-12T08:05:18+00:00] DEBUG: Plugin Kernel: ran 'uname -m' and returned 0
[2020-05-12T08:05:18+00:00] DEBUG: Plugin Kernel: ran 'uname -p' and returned 0
[2020-05-12T08:05:18+00:00] DEBUG: Plugin Kernel: ran 'uname -o' and returned 0
[2020-05-12T08:05:18+00:00] DEBUG: Plugin Kernel: ran 'env lscod' and returned 0
[2020-05-12T08:05:18+00:00] DEBUG: Plugin LSB: ran 'lsb_release -a' and returned 0
  
```

⬇ Download Output

ةحجانلا ةداعتسال دعب ليغشتلا ةداعإ مزلي 10 ةوطخلا

The device is installing...

Please wait for this page to redirect you. Refreshing manually might cause problems. Installation time is typically under 20 minutes.

State	Started	Finished	Duration
Successful	Tue May 12 2020 10:05:17 GMT+0200 (Central European Summer Time) 0 day, 0 hour, 34 minutes, 19 seconds ago	Tue May 12 2020 10:22:17 GMT+0200 (Central European Summer Time) 0 day, 0 hour, 17 minutes, 19 seconds ago	0 day, 0 hour, 16 minutes, 59 seconds

Your device will need to be rebooted after this operation.

[Reboot](#)

Output

```
*****
[2020-05-12T00:22:15+00:00] INFO: Running report handlers
[2020-05-12T00:22:15+00:00] INFO: Report handlers complete
[2020-05-12T00:22:15+00:00] DEBUG: Server doesn't support resource history, skipping resource report.
[2020-05-12T00:22:15+00:00] DEBUG: Audit Reports are disabled, skipping sending reports.
[2020-05-12T00:22:15+00:00] DEBUG: Forked instance successfully reaped (pid: 97568)
[2020-05-12T00:22:15+00:00] DEBUG: Exiting
Sending system notification (this may take some time).
Running retryable command, 40 retries remaining.
-----
Chef run finished successfully
-----
Installation has finished successfully! Please reboot!
-----
```

[Download Output](#)

ةحصللا نم ققحتلا

لخدم حتف لواح .ديج لكشب نالمعي نيذفنملا الك ناك اذا ام ققحت ،زاهجلا ديهمت ةداعإ دعب
عضب نيذفنملا الك لىل لوصولا قرغتسي .بيولا ضرعتسم يف مكحتلا ةدحوو OAdmin
ققاقد .

اهصالو ءاطخالا فاشكتسا

و OAdmin تاباوبل رورملا ةملك نوكت ،ةيطايتحالا ةخسنلا ةداعتسا ةيلمع ةلاح يف
جالعمل يف هطبضب تمق ام مادختسا لىل جاتحت ،الو .لقب نم تناك امك اهسفن يه Console .

ةمچرتل هذه لوج

ةللأل تاي نقتل نم ةومچم مادختساب دن تسمل اذہ Cisco تچرت
ملاعلاء انءمچي فني مدختسمل معدى وتحم مي دقتل ةيرشبلاو
امك ةقيقد نوك تنل ةللأل ةمچرت لصف أن ةظحال مچري. ةصاغل مهتغب
Cisco يلخت. فرتحم مچرت مامدقي يتل ةيفارتحال ةمچرتل عم لالحل وه
ىلإ أمئاد ةوچرلاب ي صؤت وتامچرتل هذه ةقد نع اهتيلوئسم Cisco
Systems (رفوتم طبارلا) ي لصلأل يزي لچنل دن تسمل