

رادصإل FireAMP Private Cloud ةيقرتلل ءارجل

3.0.1

تايوتحملل

[ةمدقملل](#)

[ةيساسألل تابللطتلل](#)

[تابللطتلل](#)

[ةزهألل تابللطتلل](#)

[ةمدختسملل تانوكملل](#)

[ةيقرتلل ةيلمع](#)

[1. تيبتتلل اولليزنتلل تيذحت](#)

[2. ليغشتلل فاقيل او يطايتحلل ءسنلل ةعومجم](#)

[3. ديذج رادصلل تيبتتل](#)

[4. يطايتحلل ءسنلل ةداعتسا](#)

[5. قيصتلل تائيه](#)

[6. ةقداصلل ةمدخ](#)

[7. تيبتتلل](#)

[8. ةيقرتلل دعب ام صحتل تايلمع](#)

[3.0.1 رادصلل Virtual Private Cloud في تاريغتلل](#)

[1. Windows Connector، رادصلل 6.1.7](#)

[2. ةقداصلل ةمدخو تاداهشلل تاطلس](#)

ةمدقملل

ىل 2.4.4 رادصلل (vPC) ةصاأل FireAMP ةباحس ىذجل ةيقرتلل ةيفيك دنتسملل اذھ حضوي 3.0.1 رادصلل ديذج يرهاظ زاهج ليثم بلطتلل ةيقرتلل ءارجل نأ ةظءالم ءارجل 3.0.1 رادصلل.

ةيساسألل تابللطتلل

تابللطتلل

ةيللالتل عيضاوملاب ةفرعم كيدل نوكت نأ Cisco يصوت:

- VMWare ESXi في (OVA) حوتفم يرهاظ زاهج بللق تيبتتل
- ةيرهاظلل AMP ةباحس لمعو لمع ةيفيك ةيساسأ ةفرعم

ةزهألل تابللطتلل

ةصاأل FireAMP ةباحسل ةزهألل تابللطتلل نم ىندألل دحلل يلى امي:

- ىلعأ وأ vSphere ESX 5 رادصلل
- ةيزكرم ةءالعم تادحو 8 (CPU)

(جماربل او یوتحمل ا شیح نم).

The screenshot shows the fireAMP Private Cloud Administration Portal. At the top, there is a navigation bar with 'Support', 'Help', and 'Logout' links. Below the navigation bar, there is a menu with 'Configuration', 'Operations', 'Status', 'Integrations', and 'Support'. The main content area has a heading 'Updates keep your Private Cloud device up to date.' followed by a 'Check/Download Updates' button. Below this, there are two sections: 'Content' and 'Software'. The 'Content' section shows version '2.4.4_1528990794' with a status of 'Client Definitions, DFC, Tetra Content Version' and an 'Update Content' button. The 'Software' section shows version '2.4.4_1528991036' with a status of 'Private Cloud Software Version' and an 'Update Software' button. A message below the software version states 'Checked 43 minutes ago; software is up to date.'

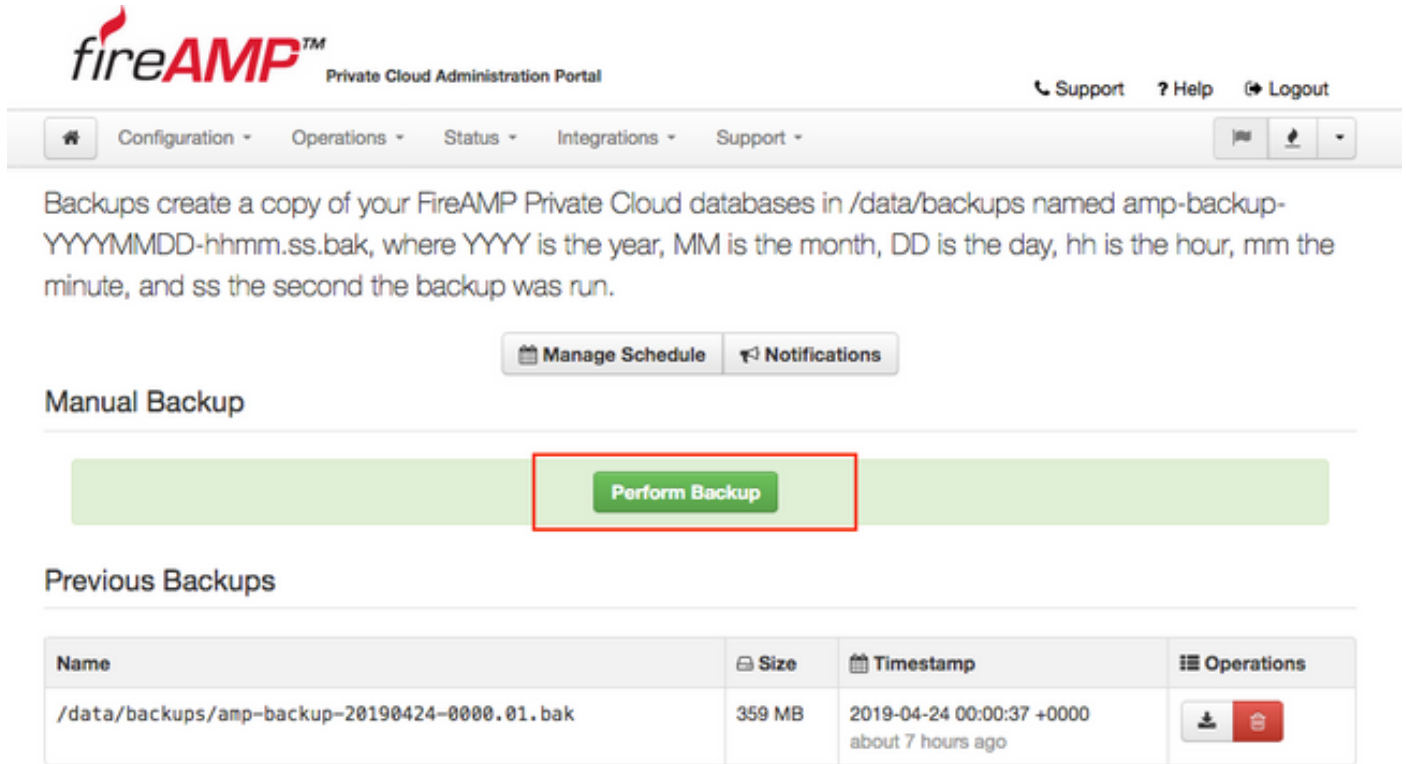
یتال تامولعمل ا شیح التل ا ح ف ص رهظت ، جماربل او یوتحمل ا شیح دحت ا شیح ت ب ت درجم ب 3 ة و ط خ ل ا ة ر و ص ل ل ی ف ح ص و م و ه ا م ک ، ا ش د ح م ز ا ه ج ل ا ن ا ب د ی ف ت .

This screenshot is similar to the first one, showing the fireAMP Private Cloud Administration Portal. The navigation bar and menu are the same. The main content area has the same heading 'Updates keep your Private Cloud device up to date.' and 'Check/Download Updates' button. The 'Content' section shows version '2.4.4.20190424060125' with a status of 'Client Definitions, DFC, Tetra Content Version' and an 'Update Content' button. The 'Software' section shows version '2.4.4_1528991036' with a status of 'Private Cloud Software Version' and an 'Update Software' button. A message below the software version states 'Checked 35 minutes ago; software is up to date.'

ل ی غ ش ت ل ل ف ا ق ی ا و ی ط ا ی ت ح ا ل ا خ س ن ل ل ا ة و م ج م 2 .

ة ط ا ی ت ح ا ل ا خ س ن ل ل -> ت ا ی ل م ع ل ا ی ل ل ق ت ن ا 1 ة و ط خ ل ا

ي.طايتحال خسننلا ذيفنت رزلا قوف رقنلا ،يوديلا يطايتحال خسننلا مسق ي ف 2. ةوطخال
ة.يطايتحال خسننلا عاشنلا ي ف ءارجالا ادبي.



fireAMP™ Private Cloud Administration Portal

Support ? Help Logout

Configuration Operations Status Integrations Support



Backups create a copy of your FireAMP Private Cloud databases in /data/backups named amp-backup-YYYYMMDD-hhmm.ss.bak, where YYYY is the year, MM is the month, DD is the day, hh is the hour, mm the minute, and ss the second the backup was run.

Manage Schedule Notifications

Manual Backup

Perform Backup

Previous Backups

Name	Size	Timestamp	Operations
/data/backups/amp-backup-20190424-0000.01.bak	359 MB	2019-04-24 00:00:37 +0000 about 7 hours ago	 

ةروصللا ي ف حضورم وه امك ،حجاننلا راطخال رهظي ،حاجننلا يلمعلا يهتنت ام دنع 3. ةوطخال

The backup was successful.

Backups create a copy of your FireAMP Private Cloud databases in /data/backups named amp-backup-YYYYMMDD-hhmm.ss.bak, where YYYY is the year, MM is the month, DD is the day, hh is the hour, mm the minute, and ss the second the backup was run.

Manage Schedule Notifications





Manual Backup

Perform Backup

Last Manual Backup Successful

Backup Job Details

Previous Backups

Name	Size	Timestamp	Operations
/data/backups/amp-backup-20190424-0825.43.bak	352 MB	2019-04-24 08:26:18 +0000 less than a minute ago	 
/data/backups/amp-backup-20190424-0000.01.bak	359 MB	2019-04-24 00:00:37 +0000 about 8 hours ago	 

عقوم في حيحص لكشبه اهظفحو ويطايتحاله خسنللا ليزنت نم دكأت رز. رقنا 4. ةوطخللا نمأ.

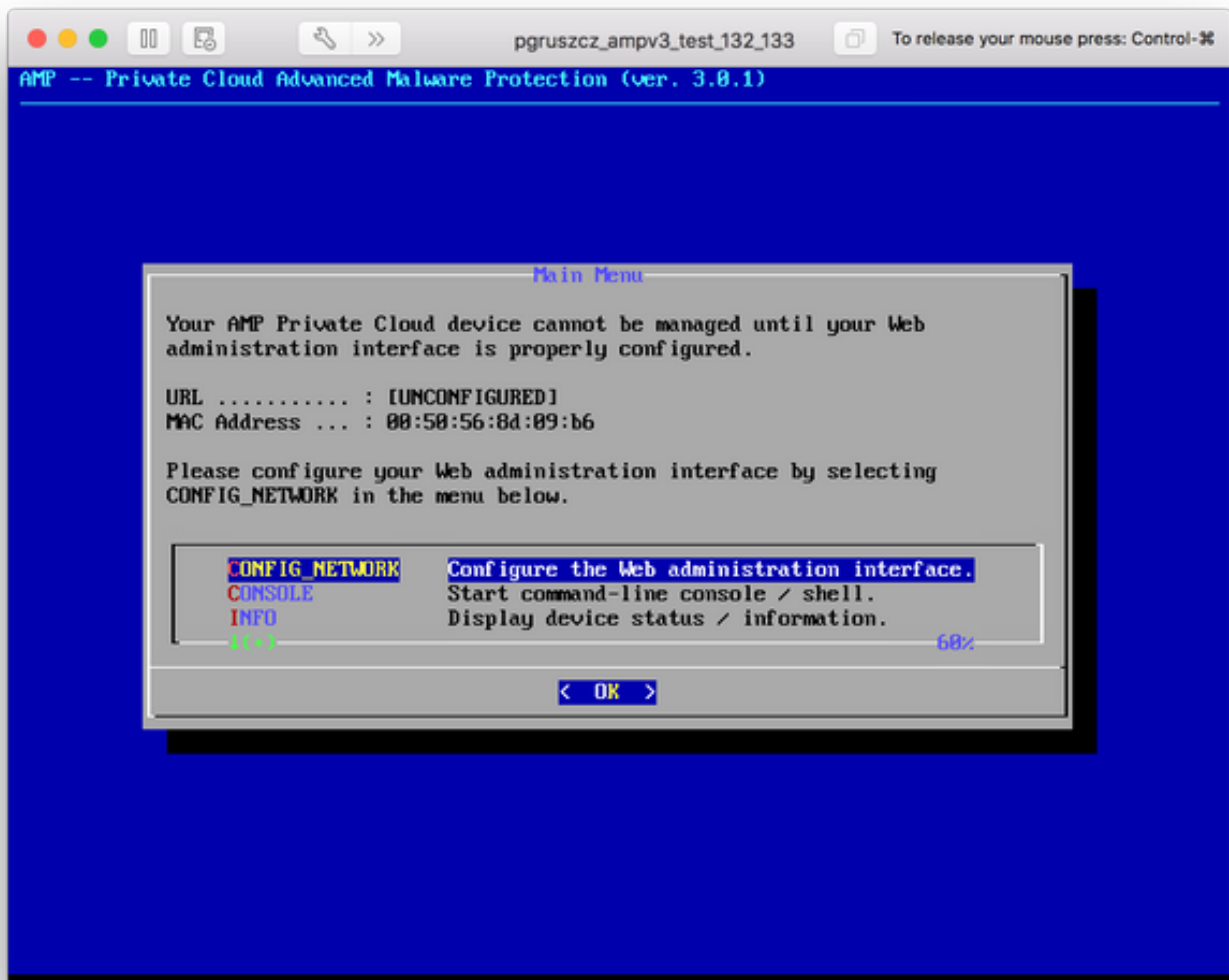
3. ديدج رادصل تيبتت

هرشن مت دق 3.0.1 FireAMP Virtual Private Cloud ليرهاظلا زاهجل نأ مسقلا اذه ضررت في لعلع 3.0.1 OVA ليرهاظلا زاهجلاب قلعتي امي تيبتتلا ارجل لعل روثلل نكمي. لعللاب [ESX مداخل لعل OVA فلم رشن](#): طابتراللا نمض VMWare ESXi.

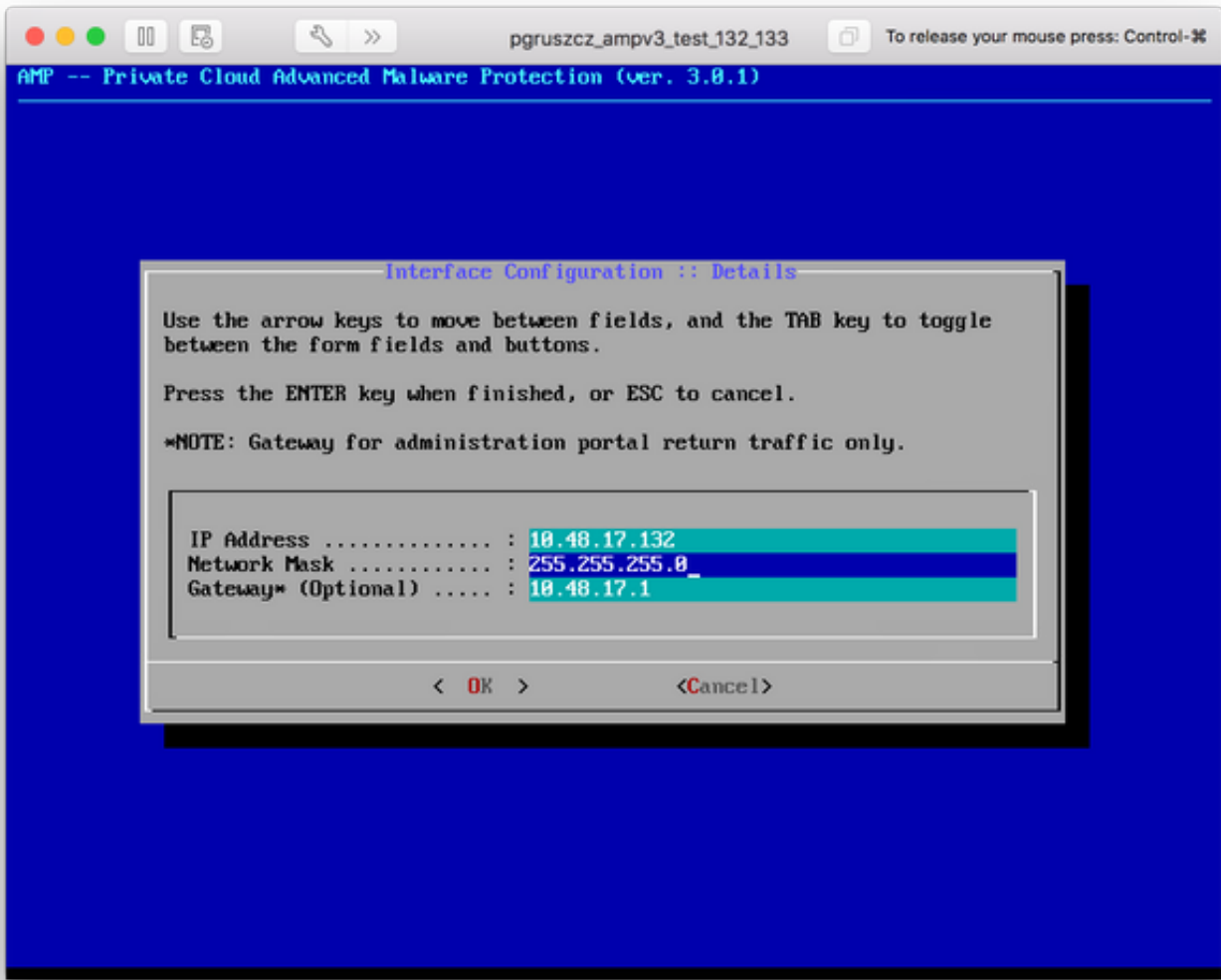
ةصاخلا IP نيوانعو وفيضملا امسأ سفن ةلاقملا في دراوال ارجلا مدختسي: **ةظحالم** ليغشت فاقلي بجي، ليلدلا اذه عابتا دنع 3.0.1 و 2.4.4 FireAMP Virtual Private Cloud ب **طابتراللا نمض VMWare ESXi**.

اثيره هؤاشنن مت يذلا يرهاظلا زاهجل ليلثمل لكحتلا ةدحول ةيفرطلا ةدحول حتفا 1. ةوطخللا **مهساللا حيتافم و لاخذ**، **Tab** لالخل لقلنتلا كنكمي 3.0.1 رادصل تيبتت عم

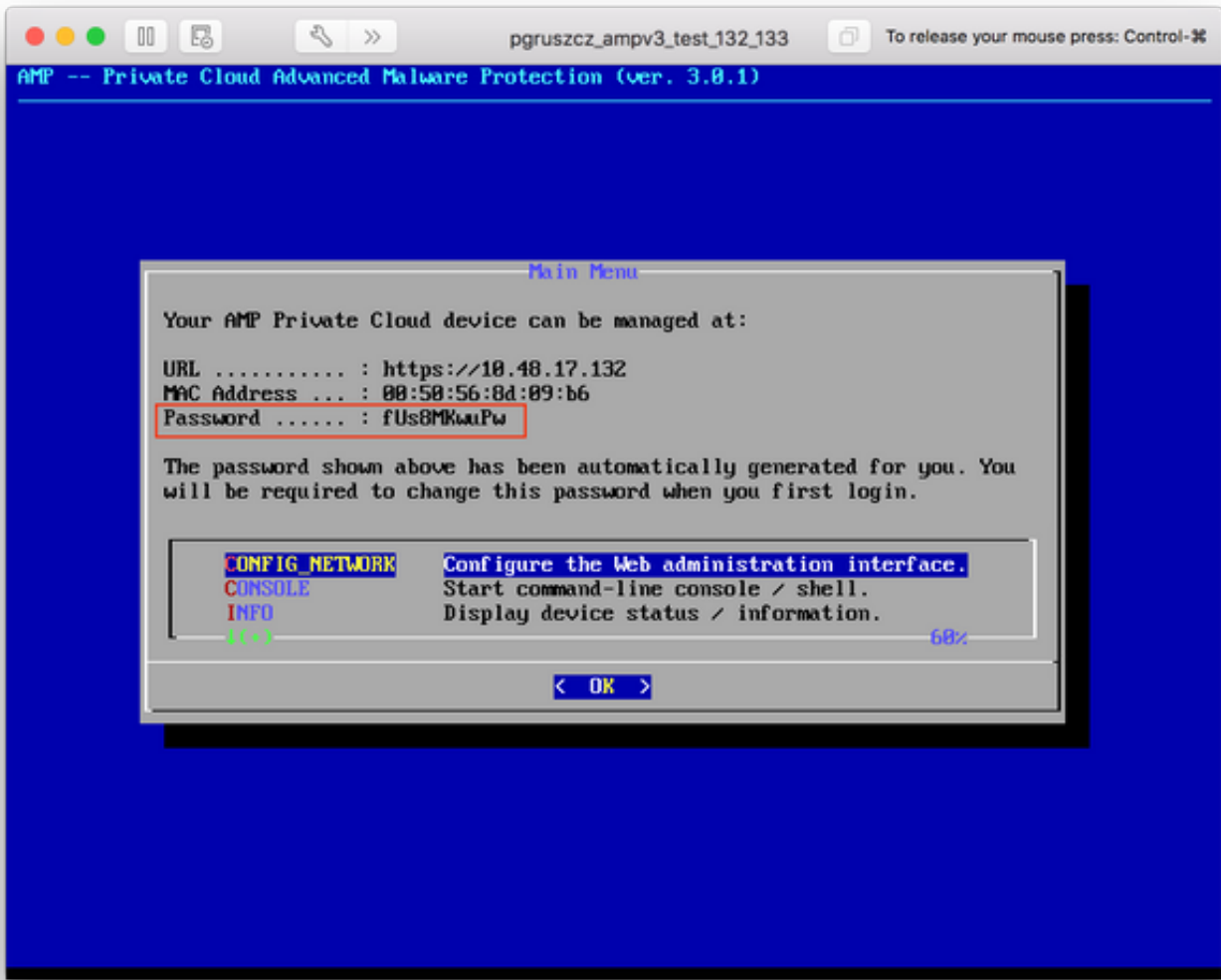
عدبل حيتافملا ةحول لعل **enter** حاتفم قوف رقلناو **config_network** ليل لقلنتا 2. ةوطخللا مادختسا في بغيرت نكت مل اذا. FireAMP ةصاخلا ةباحسلا ةرادب صاخلا IP ناوع نيوكت **Enter** لعل طغضاوال ددح، DHCP.



وه امك ، قفاوم ىلإ لقتنا . ةيضا رتفالا ةباوبلاو ةكبشلا عانقو IP ناو نع لخدأ . 3 ةوطخال Enter حاتفملا ىلع طغضا . ةروصلا يف حضوم

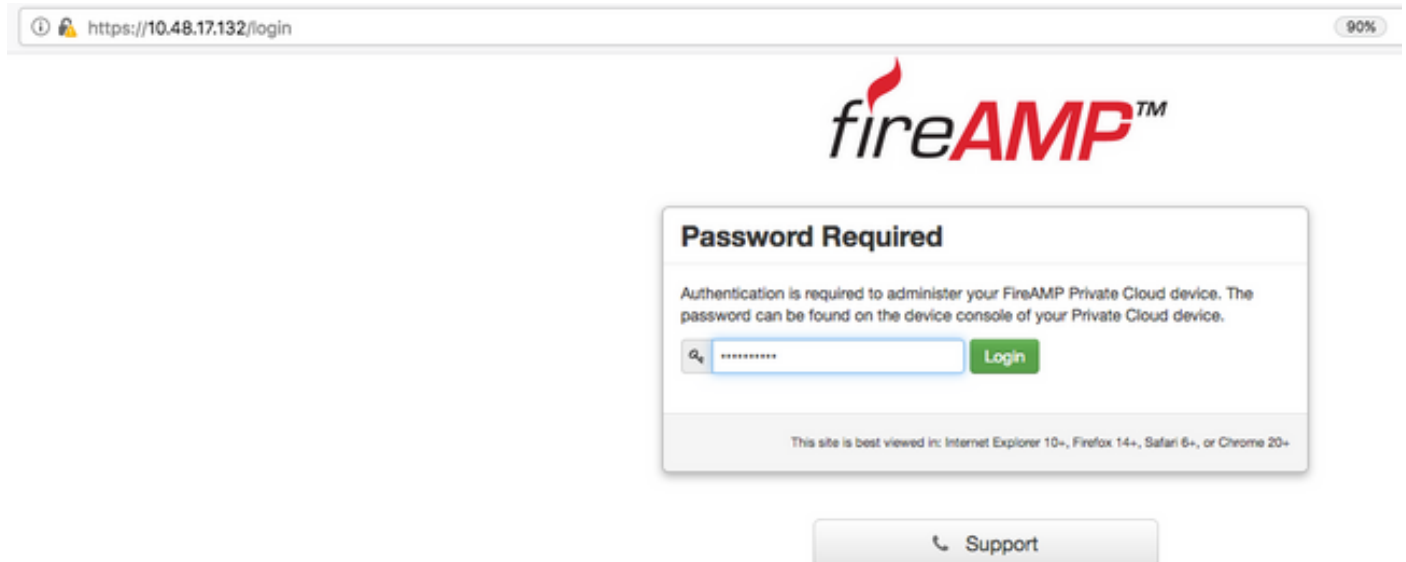


رهظت ، لئغشتلا ةداعإ دعب . ةهجاوإا لئغشت ةداعإ ةكبشلا نئوكت رئغث بلطتئ . 4 ةوطخلل رطس ىلع IP ناوئع ىرت ةرملا هذئ . ةروصلل ءف حضوم وه امك ، ةئسئئرلا مكحتلا ةدحو ةمئاق اقحال اهئلا راشئ) ةدحاو ةرم رورم ةمك هذئ . ةضورعم ةئلوالا رورملا ةمك نا اضئأ ظحال URL . بئولا ىلا دنئسملل دادعإلا ءف اهمادختسإ متئ ءئلواو (ةئلوا رورم ةمك ب

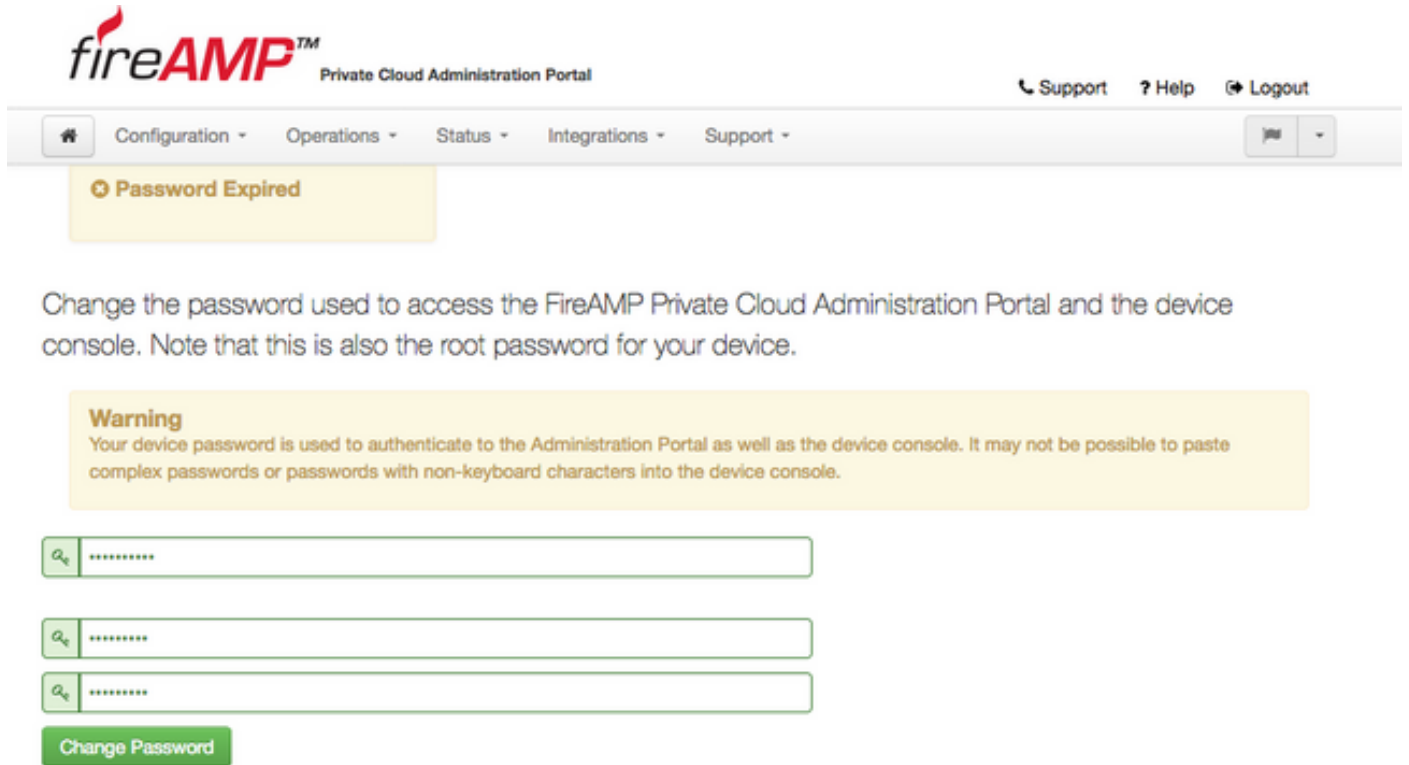


في أطفحى قىلقت زاهجلا ةراداب صاخلا IP ناو نع ىلا لقت ناو بىو ضرعت سم حت فا 5 ةوطخل مق ةيادبلا يف اهب ةصاخلا HTTPS ةداهش ءاشناب FireAMP Private Cloud موقت شىح ةداهشلا ةصاخلا FireAMP ةباحسل يتاذلا عىقوتلا ةداهشب اتقوم قثىل ضرعت سملا نيوكتب

ةملك مدختسأ ةروصللا يف حضورم وه امك رورم ةملك لاخدال ةشاش ىلع لصحت 6 ةوطخل لاوخلدلا لىجست قوف رقنا مكحتلا ةدحو نم ةىلوالا رورملا



رورملا ةم لك مدختسأ . رورملا ةم لك ريغت كي لع بجي ، حج انلا لوخدلا ليحست دعب 7. ةوطخل نيترم ةديدل رورملا ةم لك مدختسأ . ةميدقلا رورملا ةم لك لقح يف مكحتلا ةدحو نم ةيلوالا رورملا ةم لك ريغت كيلع رقنا . ةديدل رورملا ةم لك لوقح يف



The screenshot shows the FireAMP Private Cloud Administration Portal interface. At the top, there is a navigation bar with the FireAMP logo and the text "Private Cloud Administration Portal". To the right of the logo, there are links for "Support", "Help", and "Logout". Below the navigation bar, there is a menu with options: "Configuration", "Operations", "Status", "Integrations", and "Support". A yellow warning box is displayed, stating "Password Expired". Below the warning box, there is a text block that reads: "Change the password used to access the FireAMP Private Cloud Administration Portal and the device console. Note that this is also the root password for your device." Below this text, there is another yellow warning box with the heading "Warning" and the text: "Your device password is used to authenticate to the Administration Portal as well as the device console. It may not be possible to paste complex passwords or passwords with non-keyboard characters into the device console." Below the warning box, there are three password input fields, each with a small icon on the left and a series of dots representing the password. Below the input fields, there is a green button labeled "Change Password".

4. يطايتحال خسنلا ةداعتسإ

ةباحسلا تيبتتل نيتقيرط ماظنلا ةرادا ةهجاوب ةصاخلا بيحرتلا ةحفص رفوت 1. ةوطخل ةروصلال يف حضورم وه امك ، 3.0.1 رادصلال FireAMP نم ةيرهاظلا

Installation Options

Only the License section can be altered after installation.

- > Install or Restore
- > License

Install or Restore

Either perform a clean installation or select a location to restore your device from. When restoring you will have the option to edit your configuration before restore proceeds.

Clean Installation

Start >

Restore

Local Remote Upload

Restore a recovery file using your browser. Note that this method is only recommended for small recovery files (less than 20MB).

+ Choose Restore File

/data

Start >

إلى طي تحال خسننل فلم لي محتلة فلتخمل ثالثل قرطال يدح رايتخ كنكمي 2. ةوطخل اتيح هؤاشن مت يذل FireAMP ل رهظال ةصاخال ةباحسل ليثم

عضو بجي) زاهجل لعل فللاب دوجوم طي تحال خسننل فلم نم نيوكتل ديعتسي - ليحم ءدب درجم بجي حصلل ليلدل للافلمل جارختسا متي. (SCP أو SFTP ربع زاهجل لعل فلمل اتانايبل ليلد / بصوي، بسلل اذل. ةداعتسال ةيلمع

دعب نع هيل لوصولو نكمي HTTP مداخل لعل فلم نم ةداعتسا - ديب

ناك اذا طقف لمعي. ضرعتسمل ةطساوب هلي محت مت يذل فلمل نم ةداعتسال - لي محتلا تي اباجيم 20 نم رغصا ةي طي تحال خسننل فلم

ديعبلل راخلل رايتخ مت، لائل اذه في

خسننل فلم لوصولو بجي. HTTP مداخل بسانملا لاصلتالاب حامسل بجي: **ةظحالم** ةصاخال ةباحسل روظنم نم طي تحال

ةروصل في حضورم وه امك، ةداعتسال ةعباتمل ءدب رزل لعل رقنا

Installation Options

Only the License section can be altered after installation.

- > Install or Restore ✓
- > License

Install or Restore

Either perform a clean installation or select a location to restore your device from. When restoring you will have the option to edit your configuration before restore proceeds.

Preparing Restore

Your restore file is being processed, please wait.

```
portal/fireAMP/linux/1.7.0.545/rhel/7/CURRENT_REVISION
portal/fireAMP/linux/1.7.0.545/rhel/6
portal/fireAMP/linux/1.7.0.545/rhel/6/ciscoampconnector-1.7.0.545-1.el6.x86_64.rpm
portal/fireAMP/linux/1.7.0.545/rhel/6/fireamp-linux.tar.gz
portal/fireAMP/linux/1.7.0.545/rhel/6/CURRENT_REVISION
portal/fireAMP/linux/1.7.0.545/update.xml
portal/fireAMP/protectent
portal/fireAMP/protectent/REVISION
portal/fireAMP/protectent/5.1.15.10683
portal/fireAMP/protectent/5.1.15.10683/installer-32-tcp.exe
```

Clean Installation

Start >

Restore

Local Remote Upload

Restore a recovery file using your browser. Note that this method is only recommended for small recovery files (less than 20MB).

+ Choose Restore File

Start >

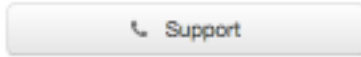
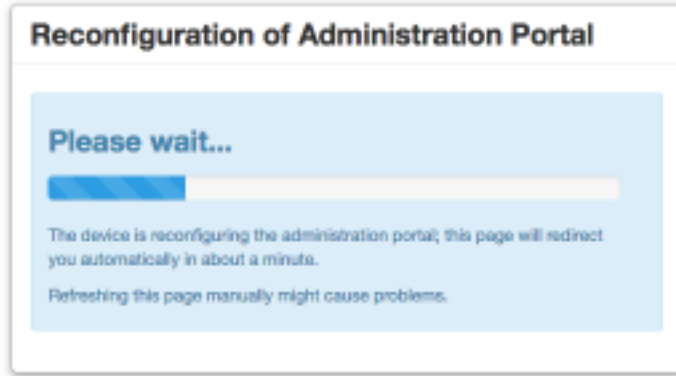
ةلاسر ةداعتسالا ةحفص مدقت ،حاجنب ةيطايتحالا ةخسنللا فلم خسن دعب 4 ةوطخللا ءارجل ءاهنل نأل ةرادللا لخدم نيوكت ةداعل رزلا قوف رقنا .ةروصللا يف حضوم وه امك ةقثبنم ةداعتسالا

Reconfiguration of Administration Portal

Reconfiguration of the Administration Portal must be performed to update authentication configuration and certificates.

Reconfigure Administration Portal Now

Support



وه امك، ىرخأ ةرم ةرادإلا لخدم ةحفص ضرع متي، نيوكتلا ةداعإ ةي لمع ءاهتنا درجم ب. 5 ةوطخلا نم رورملا ةملك مادختسا كئيلع بجي، لوخدلا لئجستلو، ادعاصف نألا نم. ةروصلال يف حضورم FireAMP. 4 نم ةيره اظلال ةصاخلا ةباحسلا ربع يطايتحال خسنلا

(شيتفتلا ةطقن تامالع) لعفلاب مت امك بسانملا تيبتلل لمعلا مظعم ةروصلال رهظت FireAMP نم نيوكتلا ةداعتساب يطايتحال خسنلا مايق ذنم ءارجالا اذ ءارجا عقوتملا نمو Virtual Private Cloud 2.4.4.

Installation Options

Only the License section can be altered after installation.

- > Install or Restore ✓
- > License ✓
- > Welcome ✓
- > Deployment Mode ✓
- > FireAMP Console Account ✓
- > Hardware Requirements ✓

Configuration

- > Network ✓
- > Date and Time ✓
- > Certificate Authorities ✓
- > Upstream Proxy Server ✓
- > Cisco Cloud ✓
- > Email ✓
- > Notifications ✓
- > Backups ✓
- > SSH ✓
- > Syslog ✓
- > Updates ✓

Services

- > Authentication ✓
- > FireAMP Console ✓
- > Disposition Server ✓
- > Disposition Server ✓
- > Extended Protocol ✓
- > Disposition Update ✓
- > Service ✓
- > Firepower Management Center ✓

Other

- > Review and Install

▶ Start Installation

Install or Restore

Either perform a clean installation or select a location to restore your device from. When restoring you will have the option to edit your configuration before restore proceeds.

Restore Ready

Your configuration has been restored, and your data will be restored during installation. You may review and edit some parts of your configuration before proceeding with installation.

Clean Installation

Start >

Restore

Local Remote **Upload**

Restore a recovery file using your browser. Note that this method is only recommended for small recovery files (less than 20MB).

+ Choose Restore File

Start >

قيدصتلا تائيه 5-

قلعتي اميف ةديج تايكولسو تازيم FireAMP Virtual Private Cloud نم 3.0.1 رادصلال مدقي تيبتتلا ادب لبق اهلامكإو رصانعل هذه نيوكت مزلي. ماظنلال لمع ةيفيكي.

قيدصتلا تائيه وه قباسلا رادصلال في ادوجوم نكي مل يذلا ديدجال لوالا نوكلال.

مادختسا ديرت تنك اذا ك تامدخل ةيرذجال تاداهشلا ةراداب ةقصدصملا عجارملا ةحفص كل حمست رمألا مزلا اذا رذجال ك تدهاش فذح وأ ليزنت كنكمي. صصخم قصدصم عجرم.

ةيرهاظلا ةباحسلا تامدخل ال تاداهشلا تائيه لهب قووثوملا نزخمل مادختسي ال: **ةظحال** تايلمعمل همادختسا متي ال. (اهنم ققحتلاو ةبسانملا تاداهشلا ةلسلس عاشنال) ThreatGrid لثم، (vPC) ةيصارتفال رتويبمكلال ةزهجال ةفلتخم لمك.

رقنا. تيبتتلا تاراخي ةحول في ةقصدصملا عجارملا مسق -> نيوكتلا ال لقتنا 1. ةوطخلال ةروصلال في حضورم وه امك، صيخرت عجرم ةفاضل رزىل.

Installation Options

Only the License section can be altered after installation.

- > Install or Restore ✓
- > License ✓
- > Welcome ✓
- > Deployment Mode ✓
- > FireAMP Console Account ✓
- > Hardware Requirements ✓

Configuration

- > Network ✓
- > Date and Time ✓
- > Certificate Authorities ✓
- > Upstream Proxy Server ✓
- > Cisco Cloud ✓
- > Email ✓
- > Notifications ✓
- > Backups ✓
- > SSH ✓
- > Syslog ✓
- > Updates ✓

Certificate Authorities

Add Certificate Authority

No certificate authorities have been uploaded to this device.

Next >

مزلي. ةداهشلا ليحتل ، ةروصللا يف حضورم وه امك ، ةداهشلا رذج ةفاضلا ىلع رقنا 2. ةوطخلا ةداهشلا لوبق نم Virtual Private Cloud نكمتت يكل ةجرمدلا تابلطتلا عيمجب ءافولا

ةمدخ ةداهش عيقوتل ةمدختسملا رذجلا ةداهش ةفاضلا بجي ، ةيقربلا ءارجا ءانثأ : ةظحالم يلاتلا مسقلا يف ةحضورملا ، ةقداصملا

Installation Options

Only the License section can be altered after installation.

- > Install or Restore ✓
- > License ✓
- > Welcome ✓
- > Deployment Mode ✓
- > FireAMP Console Account ✓
- > Hardware Requirements ✓

Configuration

- > Network ✓
- > Date and Time ✓
- > Certificate Authorities ✓
- > Upstream Proxy Server ✓
- > Cisco Cloud ✓
- > Email ✓
- > Notifications ✓
- > Backups ✓
- > SSH ✓
- > Syslog ✓
- > Updates ✓

Add Certificate Authority

● Certificate Root (PEM .crt)

- Certificate file has been uploaded.
- Certificate is in a readable format.
- Certificate start and end dates are valid.
- Certificate end date is later than 20 months from today.
- Certificate file only contains one certificate.

certnew.cer

+ Add Certificate Root

Cancel

Upload

ليحتل ، ةروصللا يف حضورم وه امك ليحت رز ىلع رقنا ، ةداهشلا شيحت درجمب 3. ةوطخلا

ةءاهشلا.

Installation Options

Only the License section can be altered after installation.

- > Install or Restore ✓
- > License ✓
- > Welcome ✓
- > Deployment Mode ✓
- > FireAMP Console Account ✓
- > Hardware Requirements ✓

Configuration

- > Network ✓
- > Date and Time ✓
- > Certificate Authorities ✓
- > Upstream Proxy Server ✓
- > Cisco Cloud ✓
- > Email ✓
- > Notifications ✓
- > Backups ✓
- > SSH ✓
- > Syslog ✓
- > Updates ✓

Add Certificate Authority

● Certificate Root (PEM .crt)

<input checked="" type="checkbox"/>	Certificate file has been uploaded.
<input checked="" type="checkbox"/>	Certificate is in a readable format.
<input checked="" type="checkbox"/>	Certificate start and end dates are valid.
<input checked="" type="checkbox"/>	Certificate end date is later than 20 months from today.
<input checked="" type="checkbox"/>	Certificate file only contains one certificate.

certnew.cer + Add Certificate Root

Cancel Upload

اذه يف اهلهلمحتب مق ،ةمدخ تاداهش يف عيقوتل ةعبات تاداهش ةطلس يف امدختست تنك اذا اض يف مسقلا.

يف اهلهلمحت نم دكأت ،ةقداصلما ةمدخل ايتاذ ةعقوم ةداهش ءاشناب تمق اذا ىتح :رذحت ةقلا تاولطخال لىل لاقتنال لبق "تاداهشلا عجرم" مسق.

ةقداصلما ةمدخ - 6

ةخسنلا نم هءاريتسا متي ال يف ذلاو ،3.0.1 رادصالا يف هتفاضل متت يف ذلا يف نال نوكلما تامدخل مسق نمض ةقداصلما وه ،ةقداصلما.

ةلالعمل Private Cloud نم ةقداصلما تارادصالا يف ةقداصلما ةمدخ ماخذتسا متيس يفلبقتسما قفاوتلل 3.0.1 رادصالا يف هتفاضل متت .مدختسما ةقداصلما تابلط.

فضم مسال خدأ .تثبتل تارايف ءحول يف ةقداصلما مسق -> تامدخل لىل لقتنا 1. ةوطخال ءىص لكشب ففضملا مسال مسق يف دءملا DNS لاخدا نىوكت بءى ،ءرفلا ةقداصلما ةقراظلال ءبءسلا مكحت ةءو ءءاب صاخال IP ناونع لىل ريشىو DNS مءاخ لىل.

Installation Options

Only the License section can be altered after installation.

- > Install or Restore ✓
- > License ✓
- > Welcome ✓
- > Deployment Mode ✓
- > FireAMP Console Account ✓
- > Hardware Requirements ✓

Configuration

- > Network ✓
- > Date and Time ✓
- > Certificate Authorities ✓
- > Upstream Proxy Server ✓
- > Cisco Cloud ✓
- > Email ✓
- > Notifications ✓
- > Backups ✓
- > SSH ✓
- > Syslog ✓
- > Updates ✓

Services

- > Authentication ✓
- > FireAMP Console ✓
- > Disposition Server ✓
- > Disposition Server ✓
- > Extended Protocol ✓
- > Disposition Update ✓
- > Service ✓
- > Firepower Management Center ✓

Authentication Configuration

Authentication Hostname HELP

Validate DNS Name

Authentication Certificate Replace Certificate

No certificate has been provided for this service.

Next >

داهش لادبت سا رز رقنا، حي حص لك شب ل حلل لباقو فيضم الما مسا دي دحت درجم ب 2 ة وطلخا، ةروصل ا يف حضوم وه امك.

Installation Options

Only the License section can be altered after installation.

- > Install or Restore ✓
- > License ✓
- > Welcome ✓
- > Deployment Mode ✓
- > FireAMP Console Account ✓
- > Hardware Requirements ✓

Configuration

- > Network ✓
- > Date and Time ✓
- > Certificate Authorities ✓
- > Upstream Proxy Server ✓
- > Cisco Cloud ✓
- > Email ✓
- > Notifications ✓
- > Backups ✓
- > SSH ✓
- > Syslog ✓
- > Updates ✓

Services

- > Authentication ✓
- > FireAMP Console ✓
- > Disposition Server ✓
- > Disposition Server ✓
- > Extended Protocol ✓
- > Disposition Update ✓
- > Service ✓
- > Firepower Management Center ✓

Authentication Configuration

Authentication Hostname HELP

Validate DNS Name

Authentication Certificate Replace Certificate

No certificate has been provided for this service.

Next >

[هيفيكي](#): ةلاقملا ةرايزي جري ف ، ةداهشلا عاشنإ ي ف ةدعاسم ىلإ ةجاحب تنك اذا : ةظحالم نم ديزم ىل ع لوصحلل [هدعب امو AMP VPC 3.x تيبثتل ةبولطملا تاداهشلا عاشنإ](#) . ةزهجال تابلطم لوح تامولعمل

ي ف حضوم وه امك ، ةقداصملا ةمدخ ةداهش ليحتل ةداهشلا رايتخا رز ىل ع رقنا 3. ةوطخلا ةروصل.

Installation Options

Only the License section can be altered after installation.

- > Install or Restore ✓
- > License ✓
- > Welcome ✓
- > Deployment Mode ✓
- > FireAMP Console Account ✓
- > Hardware Requirements ✓

Configuration

- > Network ✓
- > Date and Time ✓
- > Certificate Authorities ✓
- > Upstream Proxy Server ✓
- > Cisco Cloud ✓
- > Email ✓
- > Notifications ✓
- > Backups ✓
- > SSH ✓
- > Syslog ✓
- > Updates ✓

Services

- > Authentication ✓
- > FireAMP Console ✓
- > Disposition Server ✓
- > Disposition Server ✓
- > Extended Protocol ✓
- > Disposition Update ✓
- > Service ✓
- > Firepower Management ✓
- > Center ✓

Other

- > Review and Install

▶ Start Installation

Authentication Configuration

Authentication Hostname

HELP

authentication.amptest.pgruszc.com

Validate DNS Name

Authentication Certificate

Undo

Replace Certificate

● Certificate (PEM .crt)

🔑 Key (PEM .key)

- Certificate file has been uploaded.
- Certificate is in a readable format.
- Certificate start and end dates are valid.
- Certificate contains a subject.
- Certificate contains a common name.
- Certificate contains a public key matching the uploaded key.
- Certificate matches hostname.
- Certificate is signed by a trusted root authority.

- Key file has been uploaded.
- Key contains a supported key type.
- Key contains public key material.
- Key contains private key material.
- Key contains a public key matching the uploaded certificate.

private.key

+ Choose Key

authentication_serv

+ Choose Certificate

Next >

اهتفاضال .ءءاهشلل صاخال حاافملا فلم ليمحت في ةيلال ةوطخال لثم تل 4 ةوطخال ، حاافم رايتخال زللا قوف رقنا

Installation Options

Only the License section can be altered after installation.

- > Install or Restore ✓
- > License ✓
- > Welcome ✓
- > Deployment Mode ✓
- > FireAMP Console Account ✓
- > Hardware Requirements ✓

Configuration

- > Network ✓
- > Date and Time ✓
- > Certificate Authorities ✓
- > Upstream Proxy Server ✓
- > Cisco Cloud ✓
- > Email ✓
- > Notifications ✓
- > Backups ✓
- > SSH ✓
- > Syslog ✓
- > Updates ✓

Services

- > Authentication ✓
- > FireAMP Console ✓
- > Disposition Server ✓
- > Disposition Server ✓
- > Extended Protocol ✓
- > Disposition Update ✓
- > Service ✓
- > Firepower Management Center ✓

Other

- > Review and Install

Start Installation

Authentication Configuration

Authentication Hostname

HELP

authentication.amptest.pgruszc.com

Validate DNS Name

Authentication Certificate

Undo

Replace Certificate

Certificate (PEM .crt)

- ✓ Certificate file has been uploaded.
- ✓ Certificate is in a readable format.
- ✓ Certificate start and end dates are valid.
- ✓ Certificate contains a subject.
- ✓ Certificate contains a common name.
- ✓ Certificate contains a public key matching the uploaded key.
- ✓ Certificate matches hostname.
- ✓ Certificate is signed by a trusted root authority.

authentication_serv

+ Choose Certificate

Key (PEM .key)

- ✓ Key file has been uploaded.
- ✓ Key contains a supported key type.
- ✓ Key contains public key material.
- ✓ Key contains private key material.
- ✓ Key contains a public key matching the uploaded certificate.

private.key

+ Choose Key

Next >

ةوطخلال إلى ةباتم ال لب ق تاب ل ط تم ال عي م ة ب ل ت ن م د ك أ ت ال إلى ا ج ا ت ح ت 5 ة و ط خ ل ال عي ق و ت ل م ة د خ ت س م ال ر ذ ج ال ة د ا ه ش ال ع ض و م ت ا ذ ا ة ز ر ب م ال ت ا ب ل ط ت م ال ا ف ي ت س ا م ت ي . ة ي ل ل ا ت ال ة ق د ص م ال ع ج ا ر م ال ن ز م ي ف ح ي ح ص ل ك ش ب ة ق د ا ص م ال م ة د خ

ط ق ف ة ل ح ر م ال ه ذ ه ي ف ي ر خ أ ل ا ت ا م د خ ل ا ة ف ا ك ل ف ي ض م ال ا م س ا ر ي ي غ ت ك ن ك م ي : ر ي ذ ح ت ك ن ك م ي ا ق ح ال . ت ا م د خ ل ل ف ي ض م ال م س ا ر ي ي غ ت ن ك م ي ال ، ت ي ب ث ل ا ا ه ا ت ن ا د ر ج م ب و ر ي ي غ ت ب ت م ق ا ذ ا . ة ي ل م ع ال ه ذ ه ر ط ا خ م ل ك م ه ف ن م د ك أ ت ال ب ج ي . ط ق ف ت ا د ا ه ش ال ر ي ي غ ت د ق ف ، ة ك ب ش ل ل ة ز ه ج ال AMP و Connectors ا م ة د خ ت س ت ي ت ل ا ت ا م د خ ل ل ف ي ض م ال ا م س ا ر ي ي غ ت ر ت ل ل ا م ت ك ا د ر ج م ب ة ب ا ح س ل ا ب ل ا ص ت ال ا ي ف ل ك ا ش م ة ز ه ج ال ه ذ ه ه ج ا و ت

ت ي ب ث ل ا - 7

ل ق ت ن ا . ت ي ب ث ل ا ة ي ل م ع ا د ب ت ، ح ل ا ص ك ه ي ل ع ة م ال ع ع ض و و ع ط ق م ل ك ل ا م ت ك ا د ر ج م ب 1 ة و ط خ ل ال ة ر و ص ل ا ي ف ح ض و م و ه ا م ك ، ت ي ب ث ل ا ا د ب ر ز ق و ف ر ق و ن ا و ت ي ب ث ل ا و ة ع ج ا ر م ال م س ق ي ل ل ا

Installation Options

Only the License section can be altered after installation.

- > Install or Restore ✓
- > License ✓
- > Welcome ✓
- > Deployment Mode ✓
- > FireAMP Console Account ✓
- > Hardware Requirements ✓

Configuration

- > Network ✓
- > Date and Time ✓
- > Certificate Authorities ✓
- > Upstream Proxy Server ✓
- > Cisco Cloud ✓
- > Email ✓
- > Notifications ✓
- > Backups ✓
- > SSH ✓
- > Syslog ✓
- > Updates ✓

Services

- > Authentication ✓
- > FireAMP Console ✓
- > Disposition Server ✓
- > Disposition Server ✓
- > Extended Protocol ✓
- > Disposition Update ✓
- > Service ✓
- > Firepower Management Center ✓

Other

- > Review and Install

▶ Start Installation

Review and Install

Review the following information and, once you are satisfied with your configuration settings, begin the installation. Note that the configuration shown below cannot be altered after installation.

Restore Ready

Your configuration has been restored, and your data will be restored during installation. You may review and edit some parts of your configuration before proceeding with installation.

Installation Type Edit

Cloud Proxy

- Requires an Internet connection and communication with FireAMP Connectors managed by this device.
- Disposition queries are proxied to the Cisco Cloud.
- Content updates contain TETRA definitions.
- Content and software updates can be retrieved and applied automatically.

FireAMP Console Account Edit

Name	Piotr Gruszczynski
Email Address	pgruszcz@cisco.com
Business Name	Cisco - pgruszcz

Recovery

When restoring from a backup, a recovery image is not required.

▶ Start Installation

يأ تهجاو اذا .تالچسلاو ادبلا خيراتو ةلجالا ةلجالا لوؤس مالا ةباوب كل ضرعت 2. ةوطخلا ليزنت رز قوف رقنلاب تالچسلا عيمجتب مق ،هابتنالا معد لىل اجاتحت لكاشم واطخأ ةينفلا ةدعاسملا زكرم ةلجاب اهقلا لىل مقو ،ةروصلال ي ف حضوم وه امك ،چاخالالا

The device is installing...

Please wait for this page to redirect you. Refreshing manually might cause problems. Installation time is typically under 20 minutes.

State	Started	Finished	Duration
▶ Running	Fri Apr 26 2019 13:54:03 GMT+0200 (Central European Summer Time) 0 day, 0 hour, 1 minute, 14 seconds ago	⌚ Please wait...	⌚ Please wait...

Your device will need to be rebooted after this operation.

Reboot

Output

```
[2019-04-26T11:55:10+00:00] DEBUG: Current content's checksum:
[2019-04-26T11:55:10+00:00] DEBUG: Rendered content's checksum: 1c2c8f5383551c7c76409b59eec5833923094af0c69d8d967a552c3d47f2a609
[2019-04-26T11:55:10+00:00] INFO: template[/opt/fireamp/portal/config/linux/config_items.chef.yml] updated content
[2019-04-26T11:55:10+00:00] INFO: template[/opt/fireamp/portal/config/linux/config_items.chef.yml] owner changed to 0
[2019-04-26T11:55:10+00:00] INFO: template[/opt/fireamp/portal/config/linux/config_items.chef.yml] group changed to 0
[2019-04-26T11:55:10+00:00] INFO: template[/opt/fireamp/portal/config/linux/config_items.chef.yml] mode changed to 644
[2019-04-26T11:55:10+00:00] INFO: template[/opt/fireamp/portal/config/linux/config_items.chef.yml] not queuing delayed action run on execute[reset_policy_network_items] (delayed), as it's already been queued
[2019-04-26T11:55:10+00:00] INFO: Processing template[/opt/fireamp/portal/config/virtual/config_items.chef.yml] action create (fireamp-portal::config_chef line 70)
[2019-04-26T11:55:10+00:00] DEBUG: Current content's checksum:
[2019-04-26T11:55:10+00:00] DEBUG: Rendered content's checksum: 06c8c02083c15cab1270ec1e3e62c593d5627a387793cce53ae290817d555b1c
```

Download Output

ةداع رز قوف رقنا .ةي لمعلا اهانإ زاهجال ليغشت ةداعإ بجي ،تيبثتلا حاجن دنع 3. ةوطخال ةروصلال يف حضوم وه امك ،ليغشتلا ةداعإ ءارجإ ةعباتمل ليغشتلا

The device is installing...

Please wait for this page to redirect you. Refreshing manually might cause problems. Installation time is typically under 20 minutes.

State	Started	Finished	Duration
✓ Successful	Fri Apr 26 2019 13:54:03 GMT+0200 (Central European Summer Time) 0 day, 0 hour, 10 minutes, 23 seconds ago	Fri Apr 26 2019 14:03:57 GMT+0200 (Central European Summer Time) 0 day, 0 hour, 0 minute, 28 seconds ago	0 day, 0 hour, 9 minutes, 54 seconds

Your device will need to be rebooted after this operation.

Reboot

Output

```
un (/opt/fire/chef/cookbooks/daemontools/providers/service.rb line 148)
[2019-04-26T12:03:39+00:00] INFO: execute[/opt/fire/embedded/bin/svc -t /service/fireamp-haproxy] ran successfully
[2019-04-26T12:03:39+00:00] INFO: template[/opt/fire/amp/portal/db/migrate/20190426120103_update_license_summary_2019
0426120051.rb] sending run action to execute[run_migrate_license_summary] (delayed)
[2019-04-26T12:03:39+00:00] INFO: Processing execute[run_migrate_license_summary] action run (fireamp-onprem::license
line 142)
[2019-04-26T12:03:57+00:00] INFO: execute[run_migrate_license_summary] ran successfully
[2019-04-26T12:03:57+00:00] INFO: Chef Run complete in 186.283958188 seconds
[2019-04-26T12:03:57+00:00] INFO: Running report handlers
[2019-04-26T12:03:57+00:00] INFO: Report handlers complete
Sending system notification (this may take some time).
Registration against the FireAMP Disposition Server has previously succeeded.
```

=====
Installation has finished successfully! Please reboot!
=====

Download Output

ةدحو لخدمو لوؤسمل لخدم ىل لوخدل ليجست كنكمي ،ليغشتلا ةداعل ارجل دعب .4 ةوطخل
ةيقرتل ارجل اهان مت .مكحتلا

8. ةيقرتل دعب ام صحف تايلمع

حاجنب ةداعتسال ةيلمع مامت نم دكأتل ارجل ،زاهجل ليغشت ةداعل درجمب

،اثيدح تبثمل يرهاظلا زاهجلاب لاصتال ىلع ةرداق تالصوصملا تناك اذا امم ققحت .1 ةوطخل
3.0.1 رادصلال

ححص لكشب رتويبمكلا ةزهجأ تانئلكو ةزهجال تاراسمو ثادحأل ةداعتسال نم دكأت .2 ةوطخل
مكحتلا ةدحو ةباوب يف اهميدقتو

WSA و ESA و FMC لثم تاكبشل لملكت تايلمع AMP لوكوتورب ي كيدل ناك اذا .3 ةوطخل
تافللمل ليئاهنل ريصملا مداخل لصتت نأ نكمي اهان نم دكأتف

رمتساو (زاهجل ثيدحت -> تايلمع) جامربلل/ىوتحملل تاثيردحت ي دوجو نم ققحت .4 ةوطخل
تاثيردحتلا هذه لثم تبثت يف

ةحجانل ةيقرتل نامضل تارابتخل ارجل ةدشب حرتقملا نمو

3.0.1 رادصلال Virtual Private Cloud في تاريخيغتلا

1. Windows Connector، رادصلإا 6.1.7

ىلع روثلعلا كنكمي و، Windows Connector 6.1.7 رادصلإا معد عم Private Cloud 3.0.1 نحص متي
6.1.7 ل رادصلإا تاطحلالم: طابترالا تحت هب ةصاخلا قئاثولا

رادصلإا ىلإ ةيقرتلا لبق هنا نم دكأتف، تاداهشلا يف رييغت يأ عارجاب تمق اذا: ريذحت
ةمدختسمل تاداهشلاب قوثلولا متي، هيلع تيبثتلا وأ Windows Connector نم 6.1.7
ىوتسم ىلع ةقثلل نوكت نا بجي. اهسفن ةيانهنلا ةطقن ىلع ةصاخلا ةباحسلا تامدخل
يف نولصوللا قثي ال، طارشلا اذهب عافولا مدع ةلاح يف. مدختسمل سىلو زاهجلا
للاصلال عطق ةلاح يف مهيقبت يتلوا Private Cloud نم ةمدقملا ةداهشلا

2. ةقداصلما ةمدخو تاداهشلا تاطلس

ةصاخلا ةباحسلا مدختسم ليلد: 3.0 ل مدختسمل ليلد يف الماش افصو تاريخيغتل افصو

عجرم مادختسا ديرت تنك اذا ك تامدخب ةصاخلا رذجل تاداهشلا ةراداب تاداهشلا عجارم كل حمست
رمال مزلا اذا رذجل ك تاداهش فذح وأ ليزنت كنكمي. صصخم تاداهش

ةجلاعمل Private Cloud نم ةيلبقتسمل تارادصلإا يف ةقداصلما ةمدخ مادختسا متيس
يلبقتسمل قفاوتلل 3.0.1 رادصلإا يف اهتفاضلا متت. مدختسمل ةقداصلما تابلط

ةمچرتل هذه لوج

ةللأل تاي نقتل نم ةومچم مادختساب دن تسمل اذه Cisco تچرت
ملاعلاء انءمچ يف نيمدختسمل معدى وتحم مي دقتل ةيرشبلاو
امك ةقيد نوك تنل ةللأل ةمچرت لصف أن ةظحال مچرئى. ةصاخلا مهتغب
Cisco يلخت. فرتحم مچرت مامدقي يتل ةيفارتحال ةمچرتل عم لالحا وه
ىلإ أمئاد عوچرلاب يصوت وتامچرتل هذه ةقदन ةتيلوئسم Cisco
Systems (رفوتم طبارلا) يلصلأل يزلچنلإ دن تسمل